

# TABLE OF CONTENTS

How to Use this Catalog .....	2
Part Number Identification .....	5
Sleeve Assemblies .....	6
Rebore Kits .....	7
Valvetrain Components .....	7
Wet Sleeve Nomenclature .....	8
Dry Sleeve Nomenclature .....	9
Piston Nomenclature .....	10
Piston Ring Styles .....	11
Gasket Sets .....	12
Bearing Nomenclature .....	13
Bearing Terminology .....	14
Recommended Bearing Tolerances .....	15
Universal Length Sleeve Chart .....	16-17
Expansion Plugs .....	18-21

## Engine Applications

John Deere Engine Kits .....	28-43
John Deere .....	44-165

## Numerical Specifications

Sleeve Assemblies .....	166
Rebore Kits .....	166
Sleeves .....	167
Pistons .....	167
Ring Sets .....	168
Piston Pins .....	168
Rod Bushings .....	169
Valves .....	169
Valve Guides .....	170
Valve Springs .....	170
Valve Keepers .....	170
Valve Seats .....	171
Connecting Rod Bearings .....	172
Main Bearing Sets .....	173
Main Bearings .....	174
Thrust Washer Sets .....	175
Camshaft Bearing Sets .....	175
Camshaft Bearings .....	176
Rebore Kits - Piston Clearance Chart .....	177
Piston Skirt Clearance .....	178
Progressive Size Chart - Sleeves .....	179
Progressive Size Chart - Pistons .....	179

**Please Note:** All manufacturer's names, symbols, numbers and descriptions are used for reference purposes only and it is not implied that any part is the product of these manufacturers.

## Interchanges

Clevite to John Deere .....	180-182
John Deere to Clevite .....	183-186
Chrysler Industrial to Clevite .....	187
Detroit Diesel to Clevite .....	188-189
Fel-Pro to Clevite .....	190
FP Diesel to Clevite .....	191
General Motors to Clevite .....	192
Hastings to Clevite .....	193
Hercules to Clevite .....	194
Sealed Power to Clevite .....	195-198
Wisconsin to Clevite .....	199

## For Technical Service Call:

**(800) 248-9606**

**Hours: 8:30 am - 6:00 pm EST  
 (Monday - Friday)**

Use Of Clevite® engine parts, Clevite 77® engine bearings, Perfect Circle® piston rings and Victor Reinz® gaskets products in aircraft or other specialty equipment may be a violation of local, State or Federal Regulatory Agency laws, rules and regulations.

These products are intended solely for automotive applications. Under absolutely NO circumstances should these products ever be used in non-automotive applications including, without limitation, aircraft engines, medical equipment, atomic energy devices or reactors.

"Federal, State and local laws restrict the removal, rendering inoperative, or in some cases the modification of factory installed emission devices or systems. California restricts the use of parts which could increase emissions in vehicles designed for use on public streets or highways. The sale or installation on emission controlled vehicles of certain emission control components not approved by the California Air Resources Board, which alter or modify the original design or performance of such vehicle's emission control system is prohibited. Some of the parts listed and offered for sale in this catalog may fall within the above restrictions. Such parts are intended only for use on off-road vehicles competing in competitive events or on other types of vehicles which are exempt from the applicable emission control laws. Installation of these parts on vehicles subject to emission control laws may be prohibited. Dana recommends that the applicable emission control laws be reviewed before considering the installation of add-on or modified parts."

Teflon and Viton are registered trademarks of DuPont Corporation.

©2006 Clevite Engine Parts

# HOW TO USE THIS CATALOG

This catalog is divided into seven distinct categories. These categories are spread across a two-page format with line numbers separating each engine or model application data.

Below is suggested method to follow, when using this catalog:

1. Find the vehicle or engine in the Model/Engine Index. Please note the serial number is required to determine the proper "Line No." for some models.
2. Turn to the "Line No." indicated in the Model/Engine Index.
3. Scan across form left to right to locate the parts required.

Specifications are shown in the numerical listings. A detailed description of the left and right hand pages broken down by the seven distinct categories is listed below:

The **First Section** is located on the left hand page with the heading "Cylinder Kits." Parts in this section include Sleeve Assemblies and/or Rebore Kits, Sleeves, Pistons, Piston Rings, Piston Pins and Rod Bushings.

The **Second Section** is located on the right hand page with the heading "Gasket Sets". Parts listed in this section include Overhaul Sets, Head Sets, Lower Sets, Oil Pan Sets and In-Frame Kits.

The **Third Section** is located on the right hand page with the heading "Valve Train Parts". Parts listed in this section include Exhaust or Intake Valves, Valve Guides, Valve Springs and Valve Keepers.

Located below the third section is the **Fourth Section**, listing Camshafts/Timing Components. The listing includes any important information needed to determine the correct camshaft and gears for the particular engine(s) listed.

Located below the fourth section is the **Fifth Section**, listing Crankshafts.

Located below the fifth section is the **Sixth Section**, listing Oil Pumps.

The **Seventh Section** is located on the far right hand page with the heading "Bearings". Parts listed in this section include Connecting Rod Bearings, Main Bearing Sets, Individual Main Bearings, Camshaft Bearing Sets, Thrust Washer Sets and Shim Sets. Also listed next to the part number are the undersizes available for that particular part and the standard shaft diameter.



**CLEVITE  
HEAVY™**



**eLearning™**

**Feel you need a little more training on Heavy Duty?**

**Then log into our Heavy Duty Training program at**

**[www.cleviteelearning.com](http://www.cleviteelearning.com)**

**Learn about:**

- **The Heavy Duty Market**
- **Basic Heavy Duty Diesel Engine Technology**
- **The Clevite Heavy Duty Engine Parts Catalogs**

**Test your knowledge if you are a pro or add to your knowledge to obtain the comfort level you seek.**

**Heavy Duty is just one of the on-line training programs Clevite Engine Parts offers. While you are there, check out our Clevite 77® engine bearing, Perfect Circle® piston ring and Victor Reinz® gasket courses... and become an Engine Expert!**

**Clevite Heavy Duty —  
More Than Just Parts In A Box!**

# Clevite Electronic Support


Clevite Engine Parts give you more on-line services and information than any other engine parts company. Here are just a few of the tools we offer:

## **[www.ceekonline.com](http://www.ceekonline.com)**

Clevite's electronic engine kit (CEEK) program offers you easy look-up for engine kits. The one link above will guide you to both our Light Vehicle and Heavy Duty programs where you will find intuitive look-up tools to identify the kits you need.

## **[www.askclevite.com](http://www.askclevite.com)**

Can't identify the parts you need for a specific application in the catalog or maybe you need some technical help. Here you can contact us and ask us or tell us, ...well, anything. We will respond back to you directly with the information you need in short order.



## **[www.cleviteelearning.com](http://www.cleviteelearning.com)**

Feel you need a little more training on engine parts? Visit our Clevite eLearning here. At this site, you will find technical and application information for rings, bearing and gaskets, both Light Vehicle and Heavy Duty. Whether you are an experienced technician or new to the engine parts world, visit our online eLearning and find out what you are missing!

## **[www.engineparts.com/findastore.asp](http://www.engineparts.com/findastore.asp)**

Clevite helps you sell your product! Once you have registered for an engineparts.com login, you have the ability to sign up for the Clevite Engine Parts Dealer Locator. When someone in your area is looking for engine parts, and searches your city, your company information is displayed. You can even take it one step further by providing a link directly to your company website from here.

## **[www.engineparts.com](http://www.engineparts.com)**

Can't remember all the website above? Well, here is the only one you need to remember, [www.engineparts.com](http://www.engineparts.com)! This website provides links to all the above mentioned sites plus new product announcements, catalogs, technical information and much, much more!

## **[www.gearheadgab.com](http://www.gearheadgab.com)**

On-line forum designed to bring the huge community of engine builders, rebuilders, machinists, students and enthusiasts together to discuss industry issues, exchange information and swap parts.



**Clevite gives you more than just parts in a box!!!**



# PART NUMBER IDENTIFICATION

The numbers listed next to the headings below correspond to the part identification numbers listed on the following pages. These numbers will help to identify our part numbers, nomenclature, prefix and or suffix for common parts in our product line.

Series	Description
<b><u>ENGINE</u></b>	
211-1000 .....	Valves
212-1000 .....	Valve Springs
213-1000 .....	Valve Lifters
214-1000 .....	Rocker Arm Parts
214-2000 .....	Rocker Arms
215-4000 .....	Push Rods
216-1000 .....	Valve Stem Seals
216-2000 .....	Roto Mechanisms
216-3000 .....	Roto Cap Assemblies
216-4000 .....	Valve Spring Retainers
216-5000 .....	Valve Locks
216-7000 .....	Engine Fasteners
217-3000 .....	Valve Guides
218-3000 .....	Valve Seat Inserts
219- .....	Expansion Plugs
223-1000 .....	Wrist Pins
223-3000 .....	Piston Pin Bushings
223-5000 .....	Lock Rings
223-7000 .....	“O” Rings
223-8000 .....	Shims, Insert Rings
224-1000 .....	Pistons
226-1000 .....	Sleeve Assemblies
226-4000 .....	Sleeves
226-8000 .....	Repair Sleeves
229-1000 .....	Camshafts
230-1000 .....	Rocker Arm Assemblies
230-3000 .....	Rocker Arm Shafts
247-5000 .....	Crankshafts
601-3000 .....	Oil Coolers
A-B-C.....	Valve Spring Inserts
8- .....	Timing Gears
9- .....	Sprockets and Chains
S- .....	Timing Sprockets

Series	Description
<b><u>GASKETS</u></b>	
4000 & 6000 .....	Rear Main/Timing Cover Seals
43-5999 .....	Cylinder Head Gaskets (single)
CH- .....	Cylinder Head Gaskets (multi)
CS- .....	Conversion Sets “Lower”
EK-.....	In-Frame Sets
FS-.....	Full Gasket Sets
HS- .....	Head Gasket Sets “Upper”
JV500- .....	Rear Main or Timing Cover Sets
MS- .....	Intake or Exhaust Manifold Sets
OS- .....	Oil Pan Gasket Sets
PS-.....	Push Rod (Side) Cover Gasket Set
SS-.....	Front or Rear Main Seal (Includes Repair Sleeve)
VS-.....	Valve Cover Gasket Set

<b><u>BEARINGS</u></b>	
223-3000 .....	Piston Pin Bushings
CB- .....	Connecting Rod Bearing
MB- .....	Individual Main Bearing
MS- .....	Main Bearing Set
SH- .....	Cam Bearing
SM-.....	Shim Set
TW-.....	Thrust Washer

<b><u>BEARING SUFFIX</u></b>	
-AL.....	Aluminum Alloy or Seal Backed with an Aluminum Alloy Lining
-B .....	Steel or Bronze Backed with a Babbitt Lining
-C.....	Steel Backed With Copper Lead Lining
-G.....	Steel Backed with TriMetal Copper Lead Matrix
-F .....	Flanged Bearing
-M .....	Steel Backed with Micro Babbitt Lining
-P .....	Steel Backed Intermediated Layer of TriMetal Copper-Lead Alloy with a .001” Electroplated Lead-Tin Overlay
-S .....	Indicates “Set”
-W .....	Thrust Washer WL-lower, WU-upper

**Please Note:** All manufacturer’s names, symbols, numbers and descriptions are used for reference purposes only and it is not implied that any part is the product of these manufacturers.

# SLEEVE ASSEMBLIES



Clevite sleeve assemblies include the following components: cylinder sleeve (wet and dry), piston, piston pin, lock rings, piston ring set and sleeve sealing rings.

Heavy duty aluminum, iron and steel components provide the structural strength and dimensional integrity to give OE equivalent performance and life. Depending on the application, contemporary design features listed below are included.

## ***PISTONS:***

---

1. Ni-resist top grooves to control groove wear.
2. Balancing for smooth engine operation.

## ***PISTON PINS:***

---

1. High strength steels meet structural requirements to prevent pin breakage or deflection.
2. Case hardened to provide long lasting wear surfaces.
3. A high degree of dimensional and surface finish control are the final requirements for strength and long life.

## ***PISTON RINGS:***

---

1. Latest, high strength materials to protect against fatigue breakage.
2. Chrome and moly plated O.D. finishes provide long lasting wear surfaces.
3. Chrome plated and nitrided steel oil rings give good oil control.

## ***SLEEVES:***

---

1. Sleeve material is carefully manufactured to give longest possible service life with the least amount of wear. Heat treated as required.
2. Firewalls and head gasket beads are included to enhance gasket performance and life.
3. Cross-hatched, plateau honed finish on all I.D.'s provides proper sealing and surfaces for piston rings.

## ***SLEEVE SEALING RINGS:***

---

1. Selected up-to-date compounds give good resistance to compression and thermal set, tearing and leaking.
2. Round, rectangular and square configurations are designed to meet the specific needs of different engines.

# REBORE KITS

## For Non-Sleeved Engines



Clevite rebores kits include the following components: pistons, piston pins, lock rings and piston rings. Depending on the application, contemporary design features as listed below are included.

### PISTONS:

1. Ni-resist top grooves to control groove wear.
2. Balancing for smooth engine operation.

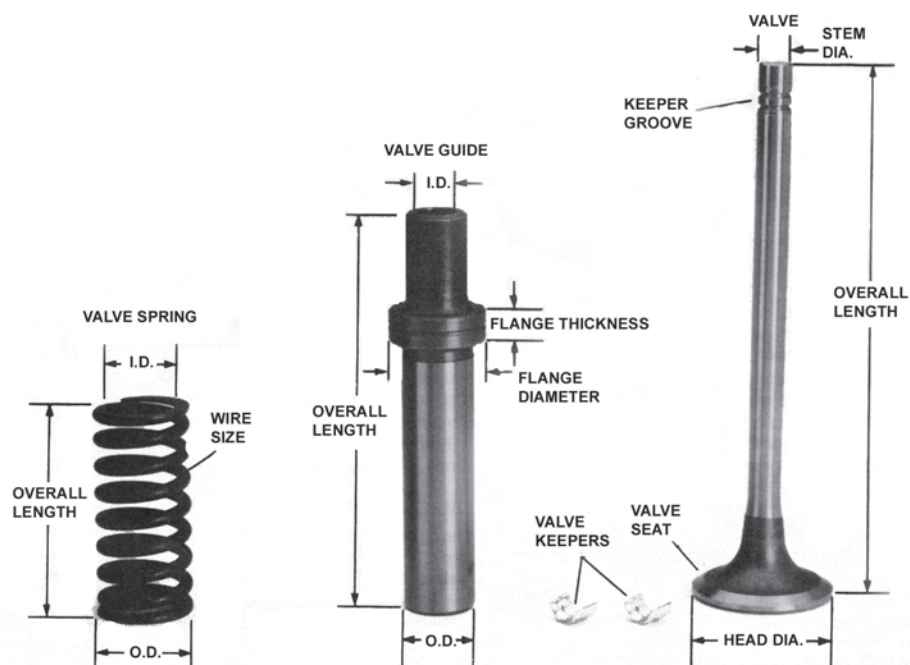
### PISTON PINS:

1. High strength steels meet structural requirements to prevent pin breakage or deflection.
2. Case hardened to provide long lasting wear surfaces.
3. A high degree of dimensional and surface finish control are the final requirements for strength and long life.

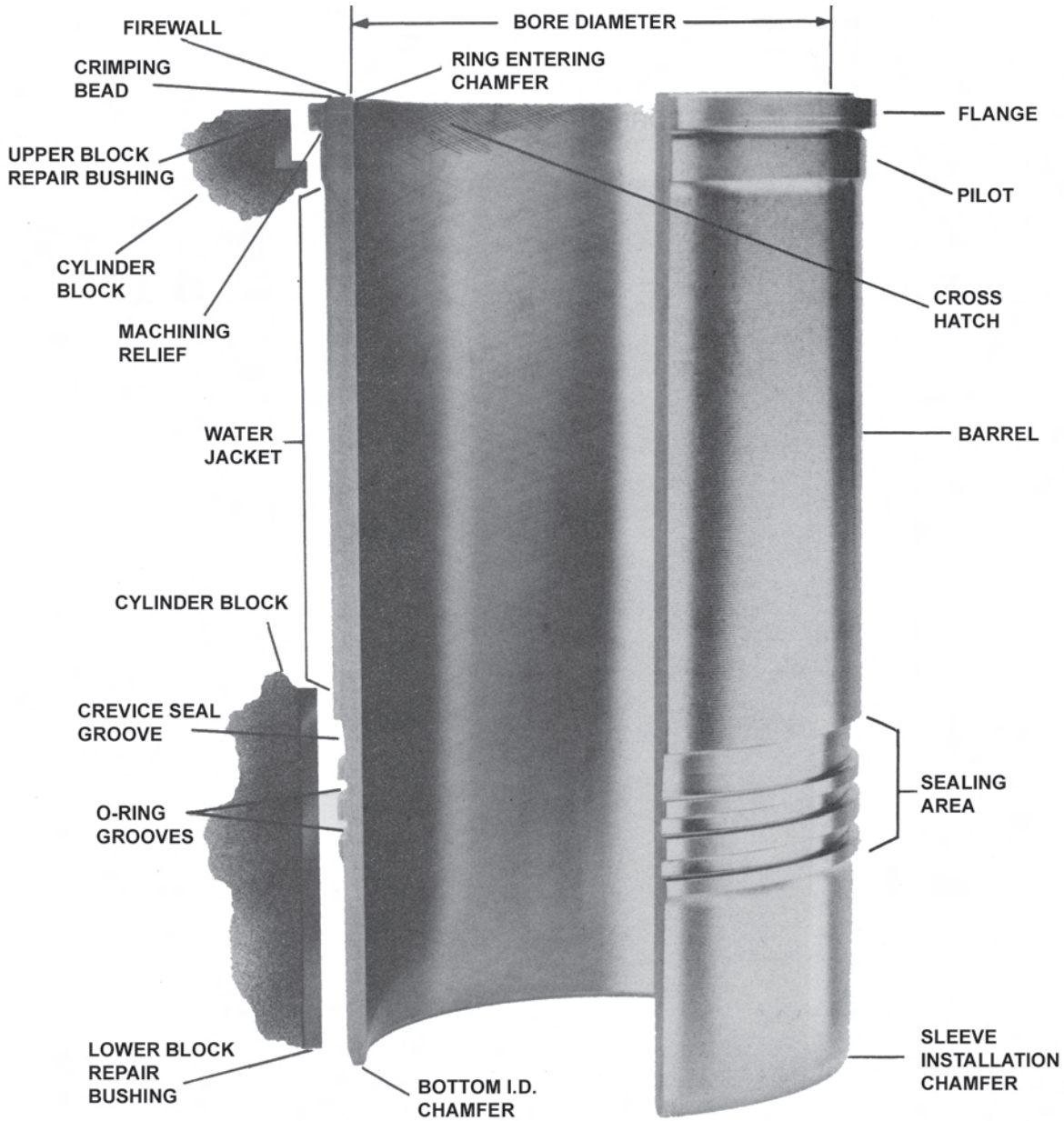
### PISTON RINGS:

1. Latest, high strength materials to protect against fatigue breakage.
2. Chrome and moly plated O.D. finishes provide long lasting wear surfaces.
3. Chrome plated and nitrided steel oil rings give good oil control.

# VALVE TRAIN COMPONENTS

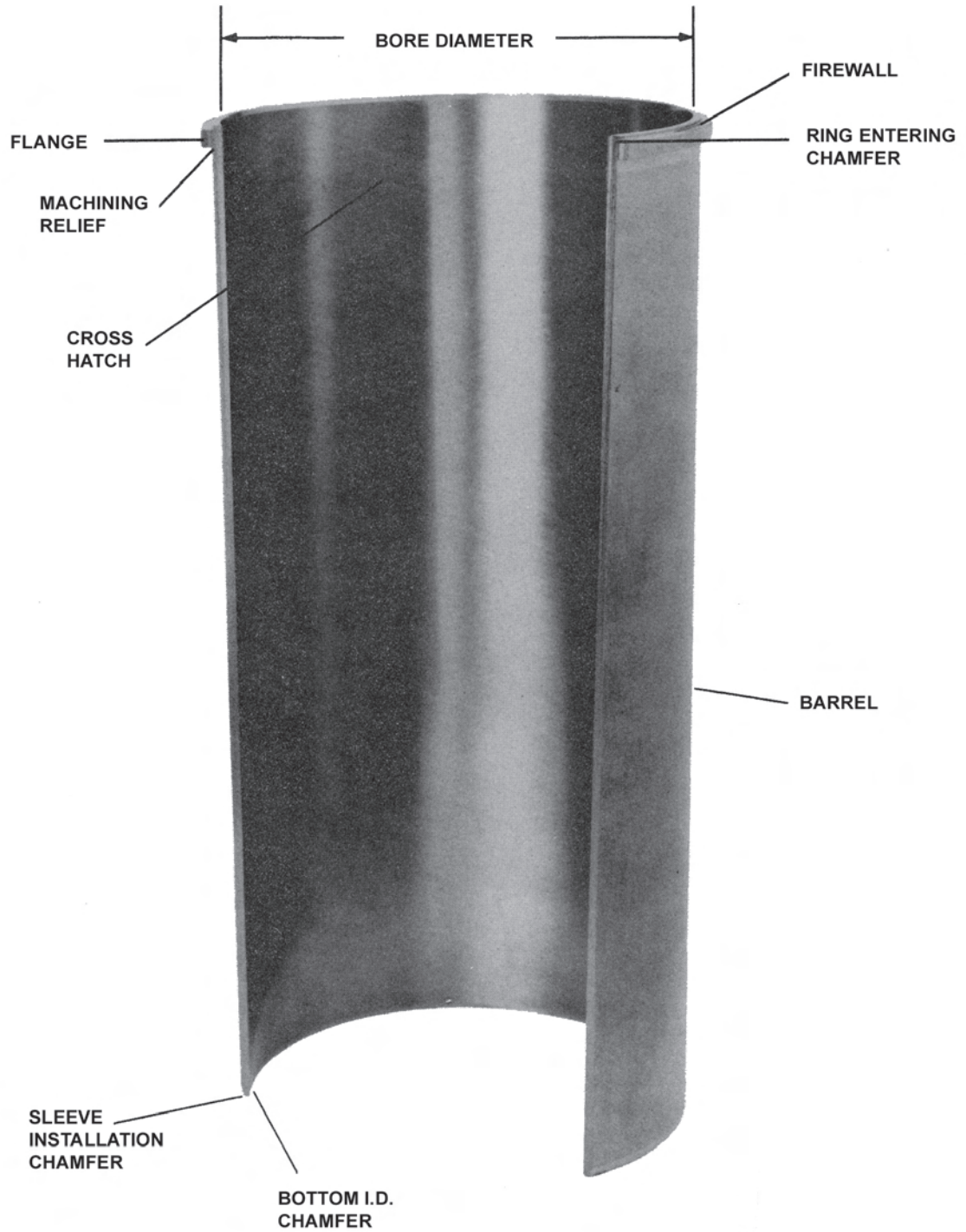


# NOMENCLATURE - WET SLEEVE

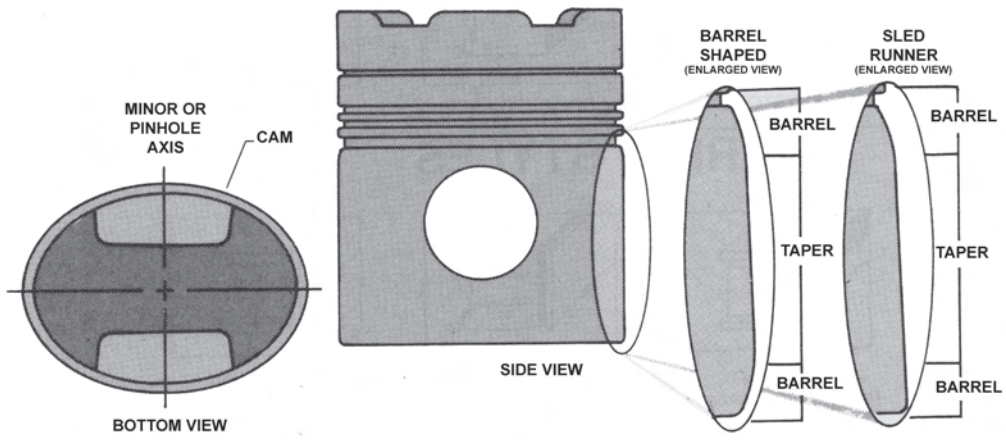
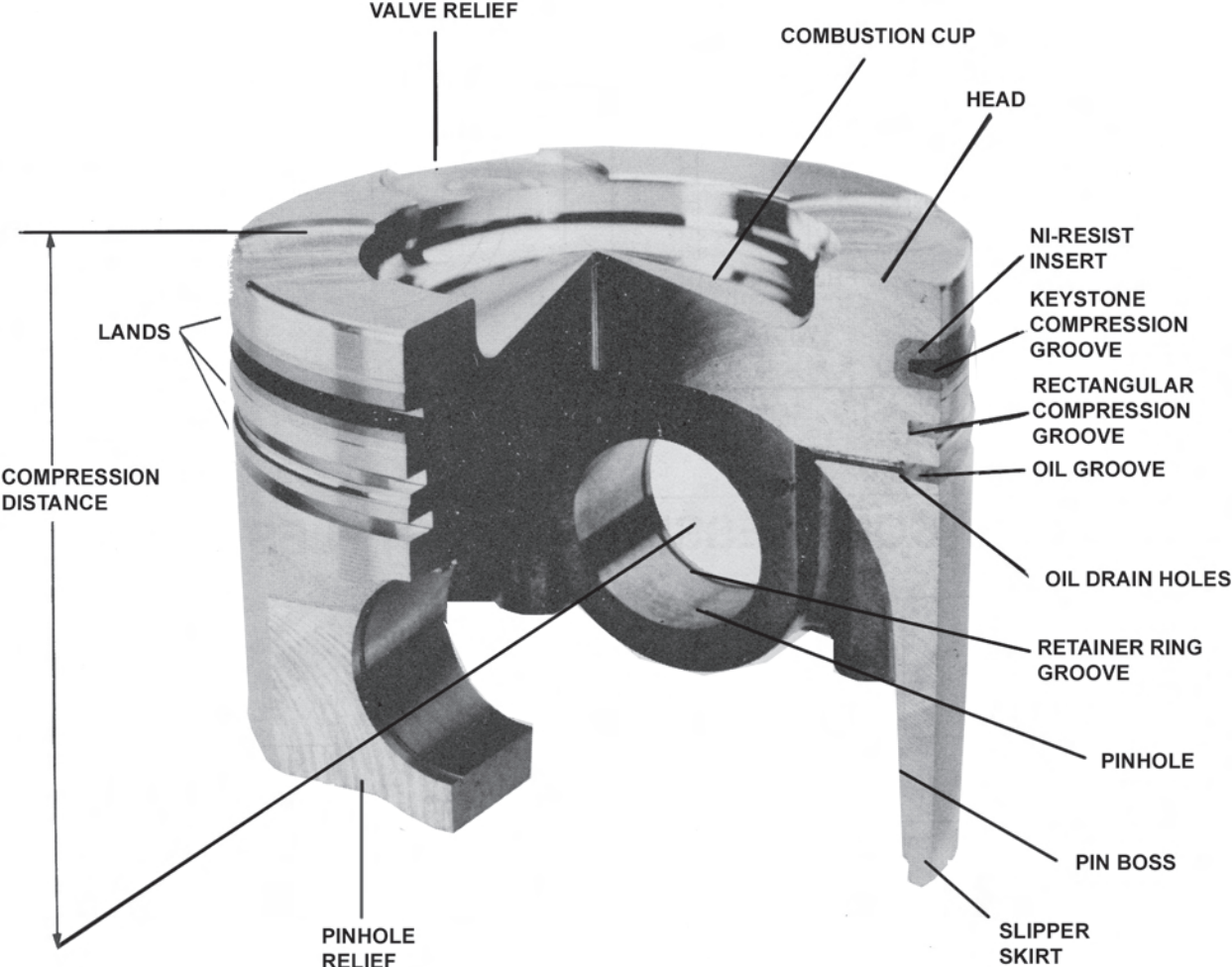




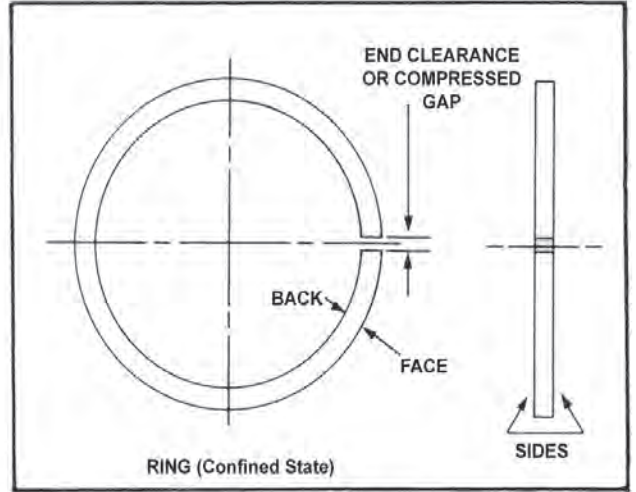
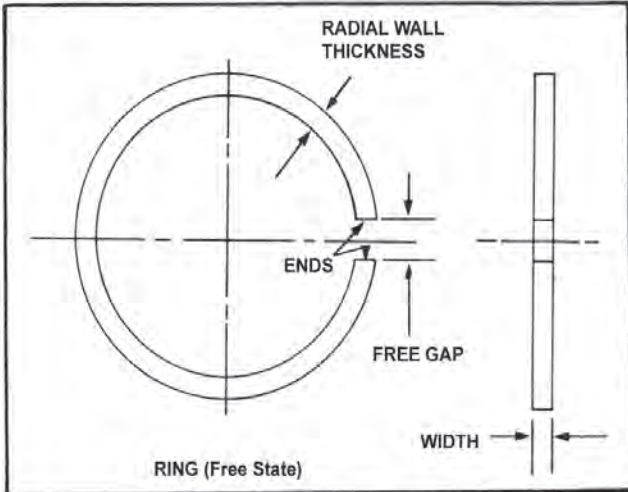
# NOMENCLATURE - DRY SLEEVE




# PISTON NOMENCLATURE



# PISTON RINGS



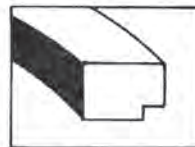
## Compression Ring Styles



**RECTANGULAR**  
Plain Compression




**BARREL FACE**



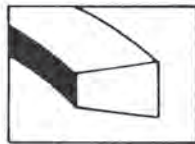
**SCRAPER**



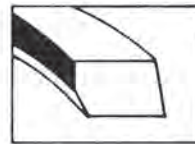
**COUNTERBORE**



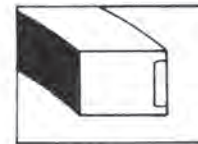
**TAPER FACE**



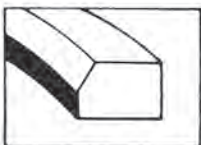
**KEYSTONE**



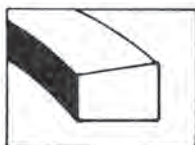
**TAPER FACE**  
Reverse Twist



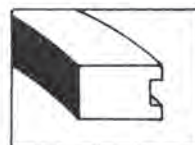
**MOLY FILLED**



**INSIDE BEVEL**



**½ KEYSTONE**

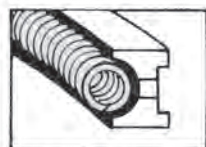


**GROOVED FACE**

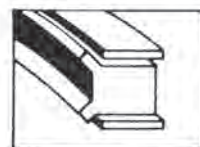


**CHROME PLATED**

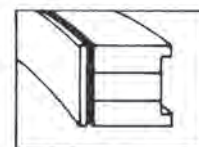
## Oil Ring Styles



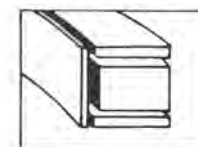
**SPRING LOADED**  
Cast Iron



**ABUTMENT**  
Rail and Circumferential  
Expander



**VENTILATED**  
Double Land, Groove  
Slot - Expander Optional



**MULTIPIECE**  
Rail, Spacer,  
Expander

# GASKET SETS

## ***FULL GASKET SETS***

---

Includes all gaskets normally required for a total disassembly of the engine or complete out-of-frame overhaul, including standard front and rear seals.

## ***IN-FRAME GASKET SETS***

---

Includes all gaskets normally required to do an in-frame overhaul. This would include all the gaskets required to remove and replace all cylinder heads and pan gasket.

## ***HEAD GASKET SET***

---

Includes all gaskets normally required to remove and replace a cylinder head. Caution should be exercised in ordering head gasket sets as sets can be offered in single cylinder, multi-cylinder or complete engine sets. There are cases where multiple sets are required to service all cylinder heads on one engine. Selected head gasket sets are available with oversize head gaskets to compensate for machining of components.

## ***OIL PAN SETS***

---

Includes all gaskets normally required to remove and replace the oil pan.

## ***CYLINDER HEAD GASKETS***

---

Includes single head gasket only and no supporting gaskets. These are available separately for popular applications. Selected head gaskets are available in oversize to compensate for machining of components.

## ***TIMING COVER SETS***

---

Includes all gaskets and standard seals normally required to access and service timing chains or gears. Selected sets also include crankshaft repair sleeves.

## ***MANIFOLD GASKET SETS***

---

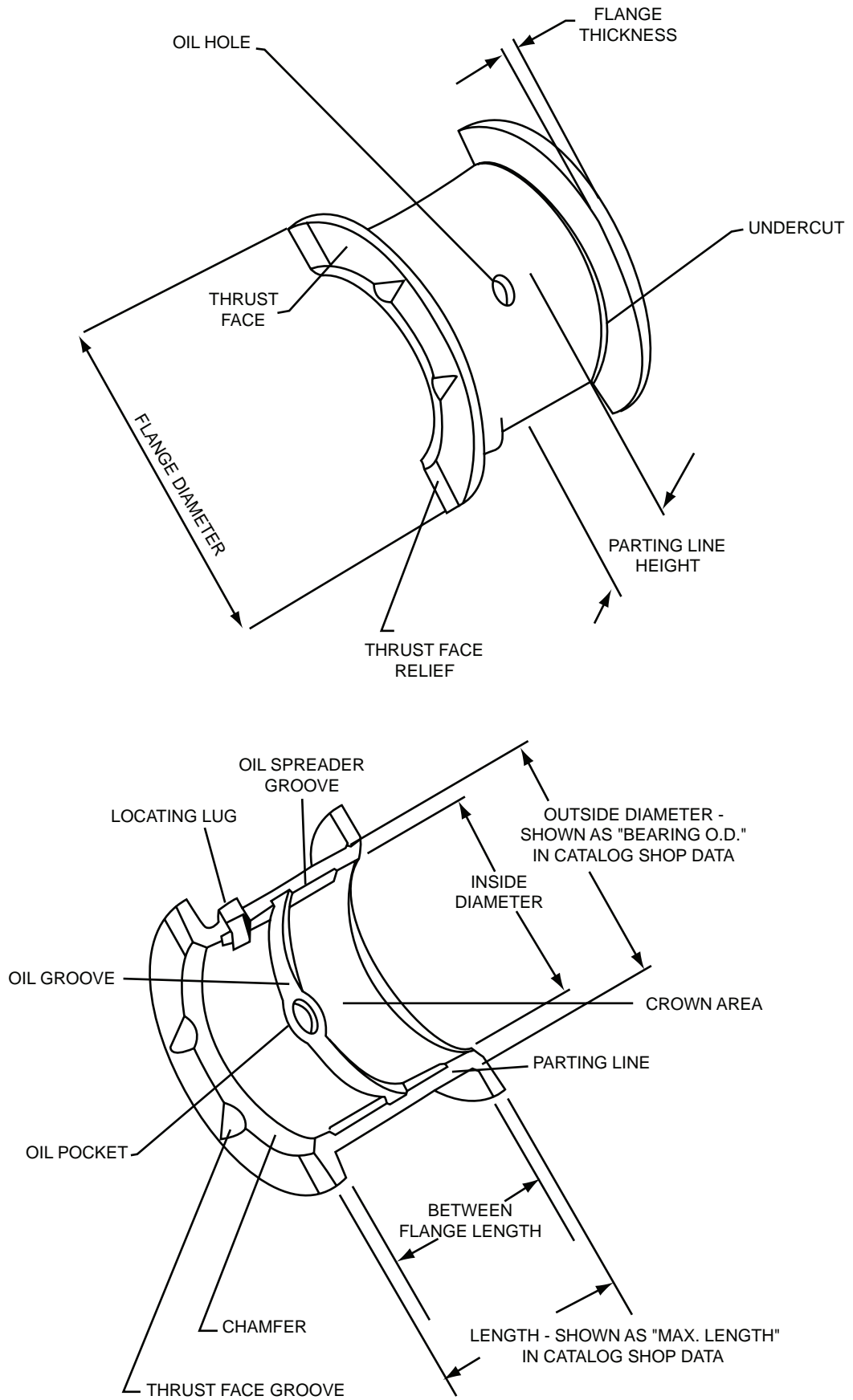
Includes all gaskets normally required to remove and replace either intake or exhaust manifolds. Intake and exhaust sets are ordered separately and are available for popular applications.

## ***VALVE COVER AND PUSH RODS COVER SETS***

---

Includes all gasket normally required to remove and replace either valve covers or push rods covers. Valve cover and push rod cover sets are ordered separately and are available for popular applications.

# BEARING NOMENCLATURE





# BEARING TERMINOLOGY

## B-60, B-90, C-60, G-60

Indicates a bearing with a finished inside diameter to fit .060" or .090" diameter journal. This bearing has a heavy lining and can be machined or align bored to any size down to and including standard.

## Bearing Outside Diameter Or Housing Bore:

The minimum to maximum diameter of the hole in the engine block or the connecting rod.

## Crush:

When the bearing half is in its place in the housing bore, there is a slight bit of material that extends above the housing bore. When the assembly is torqued to proper specification, force is then exerting onto the OD of the bearing causing a press fit. Crush also aids in bore distortion, and heat transfer by increasing the surface contact with the bearing and the bore. Clevite 77 Performance bearings have added crush for heat transfer and bearing retention. The amount of crush will vary depending on application.

## Eccentricity:

A gradual reduction in the bearing wall thickness starting at the crown and ending at approximately .380" from the parting lines.

## Full Annular Grooved:

Bearings having an oil groove cut from parting line to parting line in the internal surface of the half shell. When two grooved halves are joined, this creates a groove in the internal surface around the total circumference of the bearing.

## Inside Diameter:

The distance between the inner surfaces of the assembled bearing.

## Main T/W Set:

Main thrust washer set.

## Maximum Bearing Length:

The maximum length that the bearing may have (including the flange when it applies). The actual length is usually less than this value.

## Maximum Wall At Crown:

The maximum thickness of the bearing wall at 90° from the parting lines. The actual thickness is usually less than this value.

## Standard Shaft Diameter:

The minimum to maximum size of the standard main crankshaft journal, connecting rod journal or camshaft journal.

## Semi:

Indicates a bearing with a semi-finished inside diameter. This bearing requires a machining or align boring operation after assembling in housing and may be sized down to any undersize including standard.

## Vertical Oil Clearance:

The difference between the assembled inside diameter of the bearing and the outside diameter of the shaft, measured at 90° from the bearing parting lines.

# RECOMMENDED BEARING INSTALLATION TOLERANCES

## CRANKCASE TOLERANCES

<b>Finish of Main Bores:</b> 60-90 micro inches Ra.
<b>Bore Tolerance:</b> .001" (.025mm) up to 10.000" (250mm) bore
<b>Out-of-Round:</b> .001" (.025mm) maximum if horizontal is larger than vertical
<b>Alignment:</b> .002" (.050mm) maximum overall misalignment (.001"-.025mm for heavy duty or highly loaded engines) .001" (.025mm) maximum misalignment on adjacent bores (.0005"-.013mm for heavy duty or highly loaded engines)

## CRANKSHAFT TOLERANCES MAIN BEARING AND CRANKPIN JOURNALS

<b>Finish of Journals:</b> 15 micro inches Ra or better (10 micro inches Ra or better for heavy duty or highly loaded engines)
<b>Diameter Tolerance:</b> .0005" (.013mm) up to 1.500" (38mm) journal .001" (.025mm) for 1.500" (38mm) to 10.000" (250mm) journal
<b>Out-of-Round:</b> .0005"(.013mm) maximum up to 5.000" (125mm) journal (.0002"-.005mm for heavy duty or highly loaded engines) Never use a maximum out-of-round journal with a maximum out-of-round bore.
<b>Taper:</b> .0002" (.005mm) maximum up to 1.000" (25mm) long journal (.0001"-.003mm for heavy duty or highly loaded engines) .0004" (.010mm) maximum for 1.000" (25mm) to 2.000" (50mm) long journal (.0002"-.005mm for heavy duty or highly loaded engines) .0005" (.013mm) maximum for 2.000" (50mm) or longer journal (.0003"-.008mm for heavy duty or highly loaded engines)
<b>Alignment:</b> .001" (.025mm) maximum misalignment on adjacent journals (.0005"-.013mm for heavy duty or highly loaded engines) .002" (.050mm) maximum overall misalignment (.001"-.025mm for heavy duty or highly loaded engines) Crankpin and main journals should be parallel within .001" (.025mm)(.0005"-.013mm for heavy duty or highly loaded engines)
<b>Hour-Glass or Barrel Shape Condition:</b> Same as taper
<b>Oil Holes:</b> Must be well blended into journal surface.

## BEARING SPREAD

<b>Main bearings:</b> .005" (.13mm) to .020" (.50mm) in excess of crankcase bore diameter
<b>Connecting rod bearings:</b> .020" (.50mm) in excess of rod bore

## CRANKSHAFT END CLEARANCE

Shaft Diameter	End Clearance
2.000"-2.750" (50mm-70mm)	.003" - .007" .075mm - .175mm)
2.813"-3.500" (71mm-88mm)	.005" - .009" (.125mm - .225mm)
3.500" or over (89mm or over)	.007" - .011" (.175mm - .275mm)

## CONNECTING ROD TOLERANCES

<b>Finish of Rod Bores:</b> 60-90 micro inches
<b>Rod Tolerance:</b> .0005" (.013mm) up to 3.250" (81mm) diameter .001" (.025mm) from 3.250"(81mm)to 10.000" (250mm) diameter
<b>Out-of-Round:</b> .001" (.025mm) maximum if horizontal is larger than vertical
<b>Taper:</b> .0002" (.005mm) up to 1.000" (25mm) length (.0001"-.003mm for heavy duty or highly loaded engines) .0004" (.010mm) for 1.000" (25mm) to 2.000" (50mm) length (.0002"-.005mm for heavy duty or highly loaded engines) .0005" (.013mm) for 2.000" (50mm) or longer (.0003"-.008mm for heavy duty or highly loaded engines)
<b>Hour-Glass or Barrel Shape Condition:</b> Same as taper
<b>Parallelism:</b> Between rod bore and wrist pin hole .001" (.025mm) in 5.000" (125mm)
<b>Twist:</b> .001" (.025mm) in 6.000" (150mm)

## CONNECTING ROD END CLEARANCE

Fillets at end of crankpin should not bind on ends of rod bearing, .004" (.10mm) to .010" (.25mm) clearance recommended.

## OIL CLEARANCE - RESIZED BEARINGS

The oil clearance shown in this catalog are for the factory manufactured precision sizes. When installing a resized bearing, adjust the oil clearance shown as follows:

<b>For babbitt and TM-77 copper-lead:</b> Add .0004" (.010mm) to both low and high limit
<b>For TM-112 copper-lead:</b> Add .0008" (.020mm) to low limit and .0004"(.010 mm) to high limit

## PIN BUSHINGS

<b>Resizing:</b> Light Ream: .007"/.015"
<b>Bore:</b> .015"/.030"

# UNIVERSAL LENGTH CYLINDER SLEEVES

Bore Dia.	Length	3/32" Wall	Part#	1/8" Wall	Part#
2.5000	6.5000	2.6895	226-8152		
2.8125	8.2500	3.0020	226-8162		
3.0000	9.2500	3.1910	226-8050		
3.1250	8.1250	3.3160	226-8036		
3.1250	9.2500	3.3160	226-8051	3.3785	226-8002
3.1875	6.5000	3.3785	226-8027		
3.1875	9.2500	3.3785	226-8052	3.4410	226-8003
3.2500	8.1250	3.4410	226-8026	3.4410	226-8026
3.2500	9.2500	3.4410	226-8053	3.5035	226-8004
3.2677	6.500 ‡	3.4595	226-8074		
3.3070	6.5000	3.4975	226-8127		
3.3125	9.2500	3.5035	226-8054	3.5660	226-8005
3.3750	9.2500	3.5660	226-8055		
3.4375	7.5000	3.6290	226-8045		
3.4375	9.2500	3.6285	226-8056	3.6910	226-8006
3.5000	5.2500	3.6905	226-8089		
+ 3.500	5.812 †	3.6280	226-8069		
3.5000	9.2500	3.6910	226-8057		
3.5625	7.2500	3.7535	226-8029		
3.6250	10.2500	3.8160	226-8059		
3.6600	5.0600	3.8515	226-8103		
3.6875	10.2500	3.8785	226-8060		
3.7500	6.0600	3.9410	226-8040		
3.7500	10.2500	3.9410	226-8061	4.0035	226-8010
3.7800	5.5000	3.9710	226-8105	4.0335	226-8104
3.8000	6.0000	3.9915	226-8078		
3.8125	10.2500	4.0035	226-8062		
3.8750	5.8750	4.0660	226-8033		
3.8750	6.2500	4.0660	226-8135		
3.8750	10.2500	4.0660	226-8063	4.1285	226-8012
3.9375	6.7500	4.1280	226-8114		
3.9630	6.7500	4.2545	226-8138		
4.0000	5.5000	4.1915	226-8075	4.2540	226-8076
4.0000	6.0600	4.1910	226-8032		
4.0000	10.2500	4.1910	226-8064	4.2535	226-8014
4.0500	6.2500	4.2410	226-8071	4.3035	226-8070
4.0900	6.7500	4.3795	226-8137		
4.1250	10.2500	4.3160	226-8065	4.3785	226-8015
4.1875	12.2500	4.4410	226-8023		

‡ .080 Wall

+ Finished/Honed Bore

† .075 Wall

\*Fin O.D. +/- .001

# UNIVERSAL LENGTH CYLINDER SLEEVES

Bore Dia.	Length	3/32" Wall	Part#	1/8" Wall	Part#
4.2000	8.2500	4.3620	226-8072		
4.2500	12.2500	4.4410	226-8066	4.5035	226-8016
4.3125	12.2500			4.5655	226-8143
4.3600	6.2500	4.5505	226-8097	4.6130	226-8096
4.3750	12.2500	4.5660	226-8067	4.6280	226-8144
4.5000	8.8120	4.6910	226-8139		
4.5000	12.2500	4.6910	226-8068	4.7535	226-8018
4.6250	12.2500	4.8155	226-8145	4.8780	226-8146
4.7500	12.2500			5.0030	226-8148
5.0000	12.7500			5.2530	226-8149
5.1250	14.0000			5.3790	226-8150
5.2500	15.0000			5.5040	226-8151
5.5000	10.2500			5.7540	226-8164
5.5000	17.0000			5.7540	226-8153
5.7500	17.0000			6.0040	226-8154
6.0000	17.0000			6.2540	226-8155
6.1250	17.0000			6.3790	226-8156
6.7500	19.0000			7.0040	226-8158
7.0000	22.0000			7.2540	226-8159
7.5000	22.0000			7.7540	226-8161

‡ .080 Wall

+ Finished/Honed Bore

† .075 Wall

\*Fin O.D. +/- .001

# EXPANSION PLUG PROGRESSIVE SPECIFICATIONS

Part #	Plug Size (Decimal)*	Plug Size	Plug Height*	Plug Type	Material
219-9441	0.125	1/8	0.340	Thread Type (Square)	Steel
219-9618	0.125	1/8	0.300	Thread Type (Hex)	Steel
219-9900	0.125	1/8	0.375	Thread Type (Slotted)	Steel
219-9440	0.250	1/4	0.375	Thread Type (Hex)	Steel
219-9573	0.250	1/4	0.375	Thread Type (Hex)	
219-9901	0.250	1/4	0.460	Thread Type (Hex)	Steel
219-9902	0.250	1/4	0.460	Thread Type (Hex)	Steel
219-9903	0.250	1/4	0.500	Thread Type (Square)	Steel
219-2166	0.260	1/4	0.135	Cup Type (Shallow)	Steel
219-3105	0.273	17/64	0.200	Cup Type (Deep)	Steel
219-3128	0.313	5/16	0.296	Cup Type (Deep)	Steel
219-2162	0.317	5/16	0.205	Cup Type (Deep)	Steel
219-3189	0.317	5/16	0.205	Cup Type (Deep)	Steel
219-3101	0.339	11/32	0.241	Cup Type (Deep)	Steel
219-9442	0.375	3/8	0.460	Thread Type (Hex)	Steel
219-9443	0.375	3/8	0.375	Thread Type (Hex)	Steel
219-9904	0.375	3/8	0.360	Thread Type (Hex)	Steel
219-2185	0.383	3/8	0.160	Cup Type (Deep)	Steel
219-3188	0.404	25/64	0.265	Cup Type (Deep)	Steel
219-1037	0.438	7/16		Disc Type	Steel
219-3093	0.439	7/16	0.156	Cup Type (Deep)	Steel
219-2156	0.442	11mm	0.191	Cup Type (Shallow)	Steel
219-3088	0.446	29/64	0.203	Cup Type (Deep)	Steel
219-2160	0.455	11.5mm	0.210	Cup Type (Shallow)	Steel
219-3193	0.473	15/32	0.265	Cup Type (Deep)	Steel
219-2165	0.475	15/32	0.200	Cup Type (Shallow)	Steel
219-1046	0.500	1/2		Disc Type	Steel
219-4019	0.500	1/2		EZ-Seal Type (Rubber)	Rubber
219-9444	0.500	1/2	0.500	Thread Type (Hex)	Steel
219-3169	0.510	1/2	0.258	Cup Type (Deep)	Steel
219-3087	0.515	33/64	0.187	Cup Type (Deep)	Steel
219-3095	0.526	1/2	0.312	Cup Type (Deep)	Steel
219-8095	0.526	1/2	0.312	Cup Type (Deep)	Brass
219-3097	0.539	35/64	0.250	Cup Type (Deep)	Steel
219-2098	0.541	35/64	0.187	Cup Type (Shallow)	Steel
219-2164	0.562	9/16	0.196	Cup Type (Shallow)	Steel
219-1047	0.563	9/16		Disc Type	Steel
219-2163	0.567	14.4mm	0.265	Cup Type (Shallow)	Steel
219-3184	0.567	37/64	0.350	Cup Type (Deep)	Steel
219-3094	0.570	37/64	0.203	Cup Type (Deep)	Steel
219-3048	0.571	9/16	0.250	Cup Type (Deep)	Steel
219-8048	0.571	9/16	0.250	Cup Type (Deep)	Brass
219-2189	0.576	14.5mm	0.218	Cup Type (Shallow)	Steel
219-3054	0.592	19/32	0.281	Cup Type (Deep)	Steel
219-1002	0.625	5/8		Disc Type	Steel



# EXPANSION PLUG PROGRESSIVE SPECIFICATIONS

Part #	Plug Size (Decimal)*	Plug Size	Plug Height*	Plug Type	Material
219-4017	0.625	5/8		EZ-Seal Type (Rubber)	Rubber
219-1136	0.630	16mm		Disc Type	Steel
219-3052	0.630	5/8	0.250	Cup Type (Deep)	Steel
219-2169	0.631	5/8	0.190	Cup Type (Shallow)	Steel
219-2167	0.635	5/8	0.235	Cup Type (Shallow)	Steel
219-3178	0.642	16.5mm	0.358	Cup Type (Deep)	Steel
219-2188	0.662	21/32	0.235	Cup Type (Deep)	Steel
219-1045	0.688	11/16		Disc Type	Steel
219-3144	0.695	11/16	0.250	Cup Type (Deep)	Steel
219-2197	0.700	45/64	0.205	Cup Type (Shallow)	Steel
219-1135	0.709	18mm		Disc Type	Steel
219-7153	0.709	18mm	0.235	Cup Type (Shallow)	Brass
219-2153	0.717	18mm	0.235	Cup Type (Shallow)	Steel
219-5038	0.748	3/4	0.246	Cup Type (Deep)	Stainless Steel
219-8038	0.748	3/4	0.250	Cup Type (Deep)	Brass
219-1003	0.750	3/4		Disc Type	Steel
219-3038	0.750	3/4	0.265	Cup Type (Deep)	Steel
219-4001	0.750	3/4		EZ-Seal Type (Rubber)	Rubber
219-4016	0.750	3/4		EZ-Seal Type (Rubber)	Rubber
219-6003	0.751	3/4		Disc Type	Brass
219-2180	0.795	20mm	0.312	Cup Type (Shallow)	Steel
219-2151	0.798	20mm	0.238	Cup Type (Shallow)	Steel
219-7151	0.798	20mm	0.238	Cup Type (Shallow)	Brass
219-3200	0.812	13/16	0.312	Cup Type (Deep)	Steel
219-2190	0.823	13/16	0.237	Cup Type (Shallow)	Steel
219-1132	0.827	21mm		Disc Type	Steel
219-3190	0.829	21mm	0.315	Cup Type (Deep)	Steel
219-8190	0.843	21.4mm		Cup Type (Deep)	Brass
219-1006	0.875	7/8		Disc Type	Steel
219-4002	0.875	7/8		EZ-Seal Type (Rubber)	Rubber
219-4015	0.875	7/8		EZ-Seal Type (Rubber)	Rubber
219-3029	0.888	7/8	0.312	Cup Type (Deep)	Steel
219-5029	0.888	7/8	0.250	Cup Type (Deep)	Stainless Steel
219-8029	0.888	7/8	0.312	Cup Type (Deep)	Brass
219-3072	0.912	29/32	0.390	Cup Type (Deep)	Steel
219-3077	0.922	59/64	0.312	Cup Type (Deep)	Steel
219-1007	0.938	1-5/16		Disc Type	Steel
219-1131	0.945	24mm		Disc Type	Steel
219-3039	0.945	15/16	0.375	Cup Type (Deep)	Steel
219-8039	0.945	15/16	0.375	Cup Type (Deep)	Brass
219-2187	0.951	24mm	0.272	Cup Type (Shallow)	Steel
219-2152	0.994	25mm	0.274	Cup Type (Shallow)	Steel
219-2158	0.996	25mm	0.270	Cup Type (Shallow)	Steel
219-7152	0.996	25mm	0.270	Cup Type (Shallow)	Brass
219-7158	0.996	25mm	0.270	Cup Type (Shallow)	Brass

\*Nominal Measurement

# EXPANSION PLUG PROGRESSIVE SPECIFICATIONS

Part #	Plug Size (Decimal)*	Plug Size	Plug Height*	Plug Type	Material
219-1008	1.000	1		Disc Type	Steel
219-4003	1.000	1		EZ-Seal Type (Rubber)	Rubber
219-4014	1.000	1		EZ-Seal Type (Rubber)	Rubber
219-5016	1.000	1	0.330	Cup Type (Deep)	Stainless Steel
219-6008	1.001	1		Disc Type	Brass
219-3016	1.009	1	0.295	Cup Type (Deep)	Steel
219-8016	1.009	1	0.281	Cup Type (Deep)	Brass
219-3191	1.030	26mm		Cup Type (Deep)	Steel
219-1009	1.063	1-1/16		Disc Type	Steel
219-3086	1.071	1-1/16	0.640	Cup Type (Deep)	Steel
219-3174	1.073	1-5/64	0.280	Cup Type (Deep)	Steel
219-2168	1.115	28mm	0.341	Cup Type (Shallow)	Steel
219-7168	1.115	28mm	0.341	Cup Type (Deep)	Brass
219-1010	1.125	1-1/8		Disc Type	Steel
219-4004	1.125	1-1/8		EZ-Seal Type (Rubber)	Rubber
219-6010	1.126	1-1/8		Disc Type	Brass
219-3025	1.133	1-1/8	0.437	Cup Type (Deep)	Steel
219-8025	1.133	1-1/8	0.437	Cup Type (Deep)	Brass
219-5025	1.137	1-1/8	0.330	Cup Type (Deep)	Stainless Steel
219-1021	1.188	1-3/16		Disc Type	Steel
219-6021	1.188	1-3/16		Disc Type	Brass
219-3172	1.195	30mm	0.320	Cup Type (Deep)	Steel
219-8172	1.195	30mm	0.320	Cup Type (Deep)	Brass
219-3134	1.201	1-13/64	0.420	Cup Type (Deep)	Steel
219-3017	1.228	1-7/32	0.531	Cup Type (Deep)	Steel
219-8017	1.228	1-7/32	0.531	Cup Type (Deep)	Brass
219-1011	1.250	1-1/4		Disc Type	Steel
219-3099	1.250	1-1/4	0.341	Cup Type (Deep)	Steel
219-4005	1.250	1-1/4		EZ-Seal Type (Rubber)	Rubber
219-6011	1.251	1-1/4		Disc Type	Brass
219-3204	1.255	1-1/4	0.437	Cup Type (Deep)	Steel
219-8204	1.255	1-1/4	0.437	Cup Type (Deep)	Brass
219-2110	1.260	1-1/4	0.312	Cup Type (Shallow)	Steel
219-5110	1.260	1-1/4	0.325	Cup Type (Deep)	Steel
219-7110	1.260	1-1/4	0.312	Cup Type (Shallow)	Brass
219-3173	1.272	32mm	0.400	Cup Type (Deep)	Steel
219-8173	1.272	32mm	0.400	Cup Type (Deep)	Brass
219-1023	1.313	1-5/16		Disc Type	Steel
219-2127	1.323	1-21/64	0.281	Cup Type (Shallow)	Steel
219-2186	1.335	1-21/64	0.300	Cup Type (Deep)	Steel
219-3179	1.348	34.3mm	0.500	Cup Type (Deep)	Steel
219-8179	1.348	34.3mm	0.500	Cup Type (Deep)	Brass
219-1012	1.375	1-3/8		Disc Type	Steel
219-4006	1.375	1-3/8		EZ-Seal Type (Rubber)	Rubber
219-1133	1.378	35mm		Disc Type	Steel

# EXPANSION PLUG PROGRESSIVE SPECIFICATIONS

Part #	Plug Size (Decimal)*	Plug Size	Plug Height*	Plug Type	Material
219-6012	1.378	1-3/8		Disc Type	Brass
219-6133	1.378	35mm		Disc Type	Brass
219-2193	1.385	1-3/8	0.340	Cup Type (Shallow)	Steel
219-3080	1.385	1-3/8	0.500	Cup Type (Deep)	Steel
219-8080	1.385	1-3/8	0.500	Cup Type (Deep)	Brass
219-3171	1.394	35mm	0.408	Cup Type (Deep)	Steel
219-8171	1.394	35mm	0.408	Cup Type (Deep)	Brass
219-2182	1.448	1-7/16	0.431	Cup Type (Deep)	Steel
219-3187	1.448	36.5mm	0.397	Cup Type (Deep)	Steel
219-8187	1.448	36.5mm	0.312	Cup Type (Deep)	Brass
219-1102	1.484	1-31/64		Disc Type	Steel
219-6102	1.487	1-31/64		Disc Type	Brass
219-1013	1.500	1-1/2		Disc Type	Steel
219-4007	1.500	1-1/2		EZ-Seal Type (Rubber)	Rubber
219-2184	1.507	38mm	0.312	Cup Type (Shallow)	Steel
219-3133	1.507	1-1/2	0.325	Cup Type (Deep)	Steel
219-6013	1.507	1-1/2		Disc Type	Brass
219-8133	1.507	1-1/2	0.325	Cup Type (Deep)	Brass
219-8184	1.507	38mm	0.312	Cup Type (Deep)	Brass
219-3085	1.508	1-1/2	0.625	Cup Type (Deep)	Steel
219-8030	1.508	1-1/2	0.625	Cup Type (Deep)	Brass
219-8085	1.508	1-1/2	0.625	Cup Type (Deep)	Brass
219-5133	1.509	1-1/2	0.310	Cup Type (Deep)	Stainless Steel
219-3030	1.517	1-1/2	0.375	Cup Type (Deep)	Steel
219-2181	1.571	1-9/16	0.305	Cup Type (Deep)	Steel
219-1134	1.575	40mm		Disc Type	Steel
219-7159	1.575	40mm	0.288	Cup Type (Shallow)	Brass
219-2159	1.585	40mm	0.283	Cup Type (Shallow)	Steel
219-3199	1.587	41mm	0.470	Cup Type (Deep)	Steel
219-3176	1.590	40mm	0.456	Cup Type (Deep)	Steel
219-8176	1.590	40mm	0.456	Cup Type (Deep)	Brass
219-1014	1.625	1-5/8		Disc Type	Steel
219-4008	1.625	1-5/8		EZ-Seal Type (Rubber)	Rubber
219-6014	1.628	1-5/8		Disc Type	Brass
219-3183	1.630	1-41/64	0.568	Cup Type (Deep)	Steel
219-3186	1.633	41.5mm	0.343	Cup Type (Deep)	Steel
219-3041	1.635	1-5/8	0.593	Cup Type (Deep)	Steel
219-5126	1.635	1-5/8	0.593	Cup Type (Deep)	Stainless Steel
219-8041	1.635	1-5/8	0.593	Cup Type (Deep)	Brass
219-2183	1.638	1-41/64	0.350	Cup Type (Deep)	Steel
219-7183	1.638	1-41/64	0.350	Cup Type (Shallow)	Brass
219-2126	1.640	1-5/8	0.365	Cup Type (Shallow)	Steel
219-7126	1.640	1-5/8	0.365	Cup Type (Shallow)	Brass
219-3196	1.663	42.3mm	0.519		
219-8196	1.663	42.3mm	0.519	Cup Type (Deep)	Brass

\*Nominal Measurement

# EXPANSION PLUG PROGRESSIVE SPECIFICATIONS

Part #	Plug Size (Decimal)*	Plug Size	Plug Height*	Plug Type	Material
219-3177	1.675	42.6mm	0.378	Cup Type (Deep)	Steel
219-2076	1.703	1-45/64	0.281	Cup Type (Shallow)	Steel
219-7076	1.704	1-45/64	0.281	Cup Type (Shallow)	Brass
219-1103	1.734	1-47/64		Disc Type	Steel
219-1015	1.750	1-3/4		Disc Type	Steel
219-4009	1.750	1-3/4		EZ-Seal Type (Rubber)	Rubber
219-6015	1.753	1-3/4		Disc Type	Brass
219-2057	1.758	1-3/4	0.250	Cup Type (Shallow)	Steel
219-3075	1.758	1-3/4	0.363	Cup Type (Deep)	Steel
219-3082	1.758	1-3/4	0.593	Cup Type (Deep)	Steel
219-5075	1.758	1-3/4	0.350	Cup Type (Deep)	Steel
219-8075	1.758	1-3/4	0.363	Cup Type (Deep)	Brass
219-8082	1.758	1-3/4	0.593	Cup Type (Deep)	Brass
219-3168	1.765	44.5mm	0.533	Cup Type (Deep)	Steel
219-3198	1.765	1-49/64	0.406	Cup Type (Deep)	Steel
219-3076	1.783	1-3/4	0.380	Cup Type (Deep)	Steel
219-3175	1.788	45mm	0.470	Cup Type (Deep)	Steel
219-8175	1.788	45mm	0.470	Cup Type (Deep)	Brass
219-2096	1.802	1-51/64	0.250	Cup Type (Shallow)	Steel
219-2173	1.825	1-53/64	0.350	Cup Type (Shallow)	Steel
219-2155	1.843	46.5mm	0.290	Cup Type (Shallow)	Steel
219-7155	1.843	46.5mm	0.290	Cup Type (Shallow)	Brass
219-1020	1.875	1-7/8		Disc Type	Steel
219-4013	1.875	1-7/8		EZ-Seal Type (Rubber)	Rubber
219-6020	1.878	1-7/8		Disc Type	Brass
219-3180	1.883	1-7/8	0.473	Cup Type (Deep)	Steel
219-2161	1.885	1-7/8	0.265	Cup Type (Deep)	Steel
219-3050	1.888	1-7/8	0.447	Cup Type (Deep)	Steel
219-5050	1.888	1-7/8	0.380	Cup Type (Deep)	Stainless Steel
219-8050	1.888	1-7/8	0.447	Cup Type (Deep)	Brass
219-3167	1.901	1-29/32	0.600	Cup Type (Deep)	Steel
219-8167	1.901	1-29/32	0.600	Cup Type (Deep)	Brass
219-2172	1.921	1-59/64	0.235	Cup Type (Shallow)	Steel
219-1043	1.938	1-15/16		Disc Type	Steel
219-3040	1.943	1-15/16	0.800	Cup Type (Deep)	Steel
219-8040	1.943	1-15/16	0.800	Cup Type (Deep)	Brass
219-2196	1.956	1-61/64	0.718	Cup Type (Deep)	Steel
219-3042	1.956	1-61/64	0.718	Cup Type (Deep)	Steel
219-8042	1.956	1-61/64	0.718	Cup Type (Deep)	Brass
219-3185	1.975	50mm	0.596	Cup Type (Deep)	Steel
219-2058	1.978	1-31/32	0.218	Cup Type (Shallow)	Steel
219-8185	1.983	50mm	0.474	Cup Type (Deep)	Brass
219-3170	1.985	50mm	0.474	Cup Type (Deep)	Steel
219-8170	1.985	50mm	0.474	Cup Type (Deep)	Brass

# EXPANSION PLUG PROGRESSIVE SPECIFICATIONS

Part #	Plug Size (Decimal)*	Plug Size	Plug Height*	Plug Type	Material
219-1026	2.000	2		Disc Type	Steel
219-4010	2.000	2		EZ-Seal Type (Rubber)	Rubber
219-3194	2.003	2	0.415	Cup Type (Deep)	Steel
219-6026	2.003	2		Disc Type	Brass
219-5066	2.005	2	0.350	Cup Type (Deep)	Steel
219-3201	2.010	2.00	0.438	Cup Type (Deep)	Steel
219-2083	2.013	2-1/64	0.240	Cup Type (Shallow)	Steel
219-3069	2.017	2-1/64	0.590	Cup Type (Deep)	Steel
219-8069	2.017	2-1/64	0.406	Cup Type (Deep)	Brass
219-2066	2.020	2	0.406	Cup Type (Shallow)	Steel
219-7066	2.020	2	0.406	Cup Type (Shallow)	Brass
219-2059	2.062	2-1/16	0.343	Cup Type (Shallow)	Steel
219-7059	2.062	2-1/16	0.343	Cup Type (Shallow)	Brass
219-1068	2.063	2-1/16		Disc Type	Steel
219-3112	2.065	2-1/16	0.510	Cup Type (Deep)	Steel
219-2150	2.098	2-3/32	0.270	Cup Type (Shallow)	Steel
219-3131	2.098	2-3/32	0.610	Cup Type (Deep)	Steel
219-2078	2.101	2-7/64	0.296	Cup Type (Shallow)	Steel
219-1129	2.105	2.105		Disc Type	Steel
219-3181	2.106	2-7/64	0.360	Cup Type (Deep)	Steel
219-1044	2.125	2-1/8		Disc Type	Steel
219-4011	2.125	2-1/8		EZ-Seal Type (Rubber)	Rubber
219-2170	2.135	2-9/64	0.360	Cup Type (Shallow)	Steel
219-3084	2.146	2-9/64	0.600	Cup Type (Deep)	Steel
219-2071	2.148	2-5/32	0.328	Cup Type (Shallow)	Steel
219-3195	2.156	2-5/32	0.358	Cup Type (Deep)	Steel
219-7074	2.181	2-3/16	0.343	Cup Type (Shallow)	Brass
219-2074	2.188	2-3/16	0.344	Cup Type (Shallow)	Steel
219-3147	2.194	2-3/16	0.343	Cup Type (Deep)	Steel
219-2154	2.221	2-7/32	0.305	Cup Type (Shallow)	Steel
219-1022	2.250	2-1/4		Disc Type	Steel
219-4012	2.250	2-1/4		EZ-Seal Type (Rubber)	Rubber
219-3081	2.258	2-1/4	0.812	Cup Type (Deep)	Steel
219-2157	2.262	2-1/4	0.350	Cup Type (Shallow)	Steel
219-3090	2.262	2-17/64	0.355	Cup Type (Deep)	Steel
219-1137	2.280	2.280		Disc Type	Steel
219-3092	2.390	2-25/64	0.310	Cup Type (Deep)	Steel
219-3132	2.497	2-1/2	0.495	Cup Type (Deep)	Steel
219-2194	2.500	2-1/2	0.411	Cup Type (Shallow)	Steel
219-5132	2.500	2-1/2	0.387	Cup Type (Deep)	Steel
219-3089	2.575	2-37/64	0.301	Cup Type (Deep)	Steel



# JOHN DEERE ENGINE KITS

Engine	Line	Engine	Line	Engine	Line
Cylinder 3		2020 Wheel Tractor, Diesel	5, 6	4010 Wheel Tractor, Diesel	60
3164D, Diesel	40, 41	2030 Wheel Tractor, Diesel	42, 43, 45	4020 Wheel Tractor, Gas	24
3179D, Diesel	13	2040 Wheel Tractor, Diesel	13	4020 Wheel Tractor, Diesel	9, 10, 32
3179T, Diesel	14	210C Wheel Loader, Diesel	15	4030 Wheel Tractor, LP Gas	52
JD135G, Gas	47	2140 Wheel Tractor, Diesel	13	4030 Wheel Tractor, Diesel	11, 12
JD152D, Diesel	3, 4	2150 Wheel Tractor, Diesel	13	4040 Wheel Tractor, Diesel	25, 27
JD164D, Diesel	39	2155 Wheel Tractor, Diesel	13	4050 Wheel Tractor, Diesel	18, 27
Cylinder 4		2240 Wheel Tractor, Diesel	13	410C Wheel Loader, Diesel	19-21
4180G, Gas	48, 49	2250 Wheel Tractor, Diesel	13	415B Wheel Loader, Diesel	13, 15
4201, Gas	56	2255 Wheel Tractor, Diesel	13	4230 Wheel Tractor, Diesel	25
4202G, Gas	54, 55	22550V Wheel Tractor, Diesel	13	4240 Wheel Tractor, Diesel	10, 27
4219D, Diesel	42, 43, 45	2350 Wheel Tractor, Diesel	15	4250 Wheel Tractor, Diesel	27, 30
4219T Turbocharged, Diesel	58	2355 Wheel Tractor, Diesel	15	4320 Wheel Tractor, Diesel	38
4227, Gas	22, 23	2355M Wheel Tractor, Diesel	13	440C Wheel Loader, Diesel	21
4239D, Diesel	15	2355N Wheel Tractor, Diesel	14	440D Skidder, Diesel	21
4239T, Diesel	16	2360 Windrower, Diesel	15	4430 Wheel Tractor, Diesel	26
4270, Diesel	1, 2, 31	2440 Wheel Tractor, Diesel	43	4440 Wheel Tractor, Diesel	10, 27, 28
4276D, Diesel	19, 20	2510 Wheel Tractor, Gas	48, 49	444D Wheel Loader, Diesel	17
4276T Turbocharged, Diesel	21	2510 Wheel Tractor, Diesel	5, 6	444E Wheel Loader, Diesel	18, 21
JD202D, Diesel	5, 6	2520 Wheel Tractor, Gas	54, 55	4450 Wheel Tractor, Diesel	27, 30
Cylinder 6		2520 Wheel Tractor, Diesel	45	446D Skidder, Diesel	21
303, LP Gas	53	2550 Wheel Tractor, Diesel	15	450E Crawler Tractor, Diesel	19-21
6076A, Diesel	62	2555 Wheel Tractor, Diesel	15	450G Crawler Tractor, Diesel	21
6076T, Diesel	62	2630 Wheel Tractor, Diesel	19, 20	4520 Wheel Tractor, Diesel	38
6301, Gas	57, 59	2640 Wheel Tractor, Diesel	19, 20	455E Crawler Tractor, Diesel	19-21
6303G, Gas	52	2750 Wheel Tractor, Diesel	16	455G Crawler Tractor, Diesel	21
6329D, Diesel	11, 12, 44	2755 Wheel Tractor, Diesel	16	4620 Wheel Tractor, Diesel	38
6341, Gas	24	2840 Wheel Tractor, Diesel	12	4630 Wheel Tractor, Diesel	26
6359D, Diesel	17	2855 Wheel Tractor, Diesel	16	4640 Wheel Tractor, Diesel	28
6359T, Diesel	18	2855N Wheel Tractor, Diesel	16	4650 Wheel Tractor, Diesel	30
6381, Diesel	60	290D Combine, Diesel	15	466 C.I. Application Undefined, Diesel	62
6404A, Diesel	26	2940 Wheel Tractor, Diesel	17	482C Lift Truck, Diesel	15
6404D, Diesel	25	2950 Wheel Tractor, Diesel	17	4840 Wheel Tractor, Diesel	28
6404T, Diesel	26, 38	2955 Wheel Tractor, Diesel	17	4850 Wheel Tractor, Diesel	29
6414D, Diesel	51	300B Wheel Loader, Gas	46, 47	490 Combine, Diesel	15, 16
6414T Turbocharged, Diesel	50	300B Wheel Loader, Diesel	3, 4	490D Excavator, Diesel	19, 20
6466A, Diesel	28	301 Wheel Loader, Gas	46, 47	493D Excavator, Diesel	19, 20
6466AF, Diesel	29	301 Wheel Loader, Diesel	3, 4	495D Excavator, Diesel	21
6466D Naturally Aspirated, Diesel	27	301 Wheel Tractor, Gas	46, 47	5020 Wheel Tractor, Diesel	33, 35-37
6466T, Diesel	28	301 Wheel Tractor, Diesel	3, 4	510B Wheel Loader, Diesel	19, 20
6466TF, Diesel	30	3010 Wheel Tractor, Gas	56	510C Wheel Loader, Diesel	21
6531A Turbocharged, Diesel	34	3020 Wheel Tractor, Gas	22, 23	515B Wheel Loader, Diesel	15, 16
6531D, Diesel	33	3020 Wheel Tractor, Diesel	1, 2, 31	5200 Harvester, Diesel	34
6531T Turbocharged, Diesel	61	310C Wheel Loader, Diesel	15, 16	5400 Harvester, Diesel	34
6619T Turbocharged, Diesel	35, 36, 37	310D Wheel Loader, Diesel	16	540B Wheel Loader, Diesel	21
JD135G, Gas	46	3150 Wheel Tractor, Diesel	17	540D Skidder, Diesel	21
JD303D, Diesel	7, 8	3155 Wheel Tractor, Diesel	17	5440 Harvester, Diesel	35-37
JD404, Diesel	9, 10, 32	315C Wheel Loader, Diesel	15, 16	544C Wheel Loader, Diesel	50
Late 303, Gas	52	3300 Combine, Gas	54, 55	544D Wheel Loader, Diesel	50
<b>Model</b>	<b>Line</b>	3300 Combine, Diesel	45	544E Wheel Loader, Diesel	18
1020 Lift Truck, Diesel	3, 4	340D Skidder, Diesel	19-21	5460 Harvester, Diesel	35-37
1020 Wheel Tractor, Gas	46, 47	3430 Windrower, Diesel	15, 16	548D Skidder, Diesel	21
1020 Wheel Tractor, Diesel	3, 4	344E Wheel Loader, Diesel	19, 20	55 Combine, LP Gas	52, 53
1030 Wheel Tractor, Gas	46, 47	350D Excavator, Diesel	13	550 Crawler Tractor, Diesel	21
1030 Wheel Tractor, Diesel	3, 4	355D Excavator, Diesel	13	550A Crawler Tractor, Diesel	21
105 Combine, Diesel	9	3830 Windrower, Diesel	16	550B Crawler Tractor, Diesel	21
105R Combine, Diesel	9	4000 Wheel Tractor, Gas	24	550G Crawler Tractor, Diesel	21
1520 Wheel Tractor, Diesel	39	4000 Wheel Tractor, Diesel	9, 10, 32	555 Crawler Dozer, Diesel	21
1530 Wheel Tractor, Diesel	40, 41	400G Crawler Tractor, Diesel	15	555 Crawler Tractor, Diesel	21
2020 Wheel Tractor, Gas	48, 49	4010 Wheel Tractor, Gas	57, 59	555A Crawler Tractor, Diesel	21

# JOHN DEERE ENGINE KITS

Engine	Line	Engine	Line	Engine	Line
555B Crawler Tractor, Diesel	21	830 Wheel Tractor, Diesel	3, 4	JD450-Late Wheel Loader, Gas	49
555G Crawler Tractor, Diesel	21	8430 Wheel Tractor, Diesel	28	JD450B Crawler Tractor, Diesel	42
5640 Harvester, Diesel	35-37	8440 Wheel Tractor, Diesel	28	JD450C Loader, Diesel	58
5820 Harvester, Diesel	35-37	8450 Wheel Tractor, Diesel	28	JD480-Early Lift Truck, Gas	48
5822 Harvester, Diesel	35-37	850 Crawler Tractor, Diesel	35-37	JD480-Late Lift Truck, Gas	49
5830 Harvester, Diesel	35-37	862 Scraper, Diesel	35-37	JD500 Wheel Loader, Gas	22, 23
590D Excavator, Diesel	21	862B Scraper, Diesel	35-37	JD500 Wheel Loader, Diesel	1, 2, 31
595 Excavator, Diesel	21	8630 Wheel Tractor, Diesel	35-37	JD500A Wheel Loader, Gas	22, 23
595D Excavator, Diesel	21	8640 Wheel Tractor, Diesel	35-37	JD500A Wheel Loader, Diesel	1, 2, 31
6030 Wheel Tractor, Diesel	33, 34	8650 Wheel Tractor, Diesel	35-37	JD500B Wheel Loader, Gas	22, 23
610B Wheel Loader, Diesel	21	890 Excavator, Diesel	35-37	JD500B Wheel Loader, Diesel	1, 2, 31
610C Wheel Loader, Diesel	21	890 Wheel Tractor, Diesel	27	JD54 Crawler Tractor, Diesel	15, 17
624E Wheel Loader, Diesel	50	890A Excavator, Diesel	35-37	JD54 Excavator, Diesel	17
640 Skidder, Diesel	50	9400 Combine, Diesel	18	JD540B Wheel Loader, Diesel	21
640 Wheel Loader, Diesel	50	95 Combine, LP Gas	52, 53	JD544 Wheel Loader, Diesel	7, 8
640D Skidder, Diesel	50	9900 Harvester, Diesel	17	JD544B Wheel Loader, Diesel	50, 51
643 Buncher, Diesel	50	9900 Picker, Diesel	17	JD544C Wheel Loader, Diesel	50
644E Wheel Loader, Diesel	50	9910 Harvester, Diesel	17	JD550 Crawler Tractor, Diesel	21
648D Skidder, Diesel	50	9910 Picker, Diesel	17	JD555 Crawler Dozer, Diesel	21
650G Crawler Tractor, Diesel	21	9920 Harvester, Diesel	17	JD555 Wheel Loader, Diesel	21
6540 Wheel Tractor, Diesel	35-37	9920 Picker, Diesel	17	JD570 Grader, LP Gas	52
6545 Wheel Tractor, Diesel	35-37	992D Excavator, Diesel	35-37	JD570 Grader, Diesel	7, 8
655 Crawler Tractor, Diesel	50	9930 Harvester, Diesel	18	JD600 Wheel Loader, Gas	24
655B Crawler Tractor, Diesel	50	9930 Picker, Diesel	18	JD600 Wheel Loader, Diesel	9, 10, 32
6600 Combine, LP Gas	52	993AM Sweeper, Diesel	16	JD640 Skidder, Diesel	51
6600 Combine, Diesel	10-12, 44	CA15 Roller, Diesel	15	JD640 Wheel Loader, Diesel	50
6602 Combine, Diesel	27	CA21 Roller, Diesel	15	JD644 Wheel Loader, Diesel	38
6620 Combine, Diesel	27	JD300 Crawler Tractor, Gas	46, 47	JD644A Wheel Loader, Diesel	38
6622 Combine, Diesel	27	JD300 Crawler Tractor, Diesel	3, 4	JD65 Crawler Tractor, Diesel	18
670A Grader, Diesel	50	JD300 Wheel Loader, Gas	46, 47	JD655 Wheel Loader, Diesel	50
670B Grader, Diesel	50	JD300 Wheel Loader, Diesel	3, 4	JD670 Grader, Diesel	50, 51
672 Grader, Diesel	50	JD300 Wheel Tractor, Gas	46, 47	JD670A Grader, Diesel	50, 51
672A Grader, Diesel	50	JD300 Wheel Tractor, Diesel	3, 4	JD672A Grader, Diesel	50, 51
672B Grader, Diesel	50	JD300A Wheel Loader, Gas	46, 47	JD690 Excavator, Diesel	38
690D Excavator, Diesel	50	JD300A Wheel Loader, Diesel	3, 4	JD690A Excavator, Diesel	38
693D Buncher, Diesel	50	JD300B Wheel Loader, Gas	46, 47	JD690B Excavator, Diesel	38
7.6L Application Undefined, Diesel	62	JD300B Wheel Loader, Diesel	3, 4	JD700A Wheel Tractor, Diesel	33
70 Combine, Diesel	15	JD301A Wheel Loader, Gas	46, 47	JD750 Crawler Dozer, Diesel	51
7020 Wheel Tractor, Diesel	26, 38	JD301A Wheel Loader, Diesel	3, 4	JD750 Crawler Tractor, Diesel	50
70D Combine, Diesel	15	JD34 Excavator, Diesel	15	JD755 Crawler Dozer, Diesel	51
710B Wheel Loader, Diesel	18	JD350 Wheel Loader, Gas	46, 47	JD755 Crawler Tractor, Diesel	50
710C Wheel Loader, Diesel	18	JD350 Wheel Tractor, Gas	46, 47	JD755 Wheel Loader, Diesel	50
7440 Harvester, Diesel	17	JD350 Wheel Tractor, Diesel	3, 4	JD755A Wheel Loader, Diesel	50
7440 Stripper, Diesel	17	JD350B Crawler Tractor, Gas	46, 47	JD760 Scraper, Diesel	33
7445 Harvester, Diesel	18	JD350B Crawler Tractor, Diesel	3, 4	JD760A Scraper, Diesel	33
7445 Stripper, Diesel	18	JD350C Crawler Tractor, Gas	46, 47	JD762 Scraper, Diesel	35-37
7484 Harvester, Diesel	18	JD350C Crawler Tractor, Diesel	3, 4	JD850 Crawler Tractor, Diesel	35-37
7484 Stripper, Diesel	18	JD350C Wheel Loader, Gas	47	JD855 Wheel Loader, Diesel	35-37
750 Crawler Tractor, Diesel	50	JD350C Wheel Loader, Diesel	3, 4	JD862 Scraper, Diesel	35-37
750B Crawler Tractor, Diesel	50	JD380 Lift Truck, Gas	46, 47	JD890 Excavator, Diesel	35-37
7520 Wheel Tractor, Diesel	34, 61	JD380 Lift Truck, Diesel	3, 4		
755 Crawler Tractor, Diesel	50	JD400 Wheel Loader, Diesel	5, 6		
755 Wheel Loader, Diesel	50	JD400-Early Wheel Loader, Gas	48		
755A Crawler Tractor, Diesel	50	JD400-Late Wheel Loader, Gas	49		
755B Crawler Tractor, Diesel	50	JD410 Wheel Loader, Diesel	42, 43, 45		
7700 Combine, Diesel	25, 26	JD44 Excavator, Diesel	15		
7720 Combine, Diesel	27, 28	JD440C Wheel Loader, Diesel	19-21		
820 Wheel Tractor, Gas	46, 47	JD45 Crawler Tractor, Diesel	15		
820 Wheel Tractor, Diesel	3, 4	JD450 Wheel Loader, Diesel	5, 6		
830 Wheel Tractor, Gas	46, 47	JD450-Early Wheel Loader, Gas	48		
				<b>Application</b>	<b>Line</b>
				<i>Application Undefined</i>	
				466 C.I., Diesel	62
				7.6L, Diesel	62
				<b>Buncher</b>	
				643, Diesel	50
				693D, Diesel	50
				Combine	
				105, Diesel	9

# JOHN DEERE ENGINE KITS

Engine	Line	Engine	Line	Engine	Line
105R, Diesel	9			9930, Diesel	18
290D, Diesel	15				<i>Roller</i>
3300, Diesel	45	<b>Excavator</b>		CA15, Diesel	15
3300, Gas	54, 55	350D, Diesel	13	CA21, Diesel	15
490, Diesel	15, 16	355D, Diesel	13		<i>Scraper</i>
55, LP Gas	52, 53	490D, Diesel	19, 20	862, Diesel	35-37
6600, Diesel	10-12, 44	493D, Diesel	19, 20	862B, Diesel	35-37
6600, LP Gas	52	495D, Diesel	21	JD760, Diesel	33
6602, Diesel	27	590D, Diesel	21	JD760A, Diesel	33
6620, Diesel	27	595, Diesel	21	JD762, Diesel	35-37
6622, Diesel	27	595D, Diesel	21	JD862, Diesel	35-37
70, Diesel	15	690D, Diesel	50		<i>Skidder</i>
70D, Diesel	15	890, Diesel	35-37	340D, Diesel	19-21
7700, Diesel	25, 26	890A, Diesel	35-37	440D, Diesel	21
7720, Diesel	27, 28	992D, Diesel	35-37	446D, Diesel	21
9400, Diesel	18	JD34, Diesel	15	540D, Diesel	21
95, LP Gas	52, 53	JD44, Diesel	15	548D, Diesel	21
		JD54, Diesel	17	640, Diesel	50
		JD690, Diesel	38	640D, Diesel	50
<b>Crawler Dozer</b>		JD690A, Diesel	38	648D, Diesel	50
555, Diesel	21	JD690B, Diesel	38	JD640, Diesel	51
JD555, Diesel	21	JD890, Diesel	35-37		<i>Stripper</i>
JD750, Diesel	51			7440, Diesel	17
JD755, Diesel	51	<b>Grader</b>		7445, Diesel	18
		670A, Diesel	50	7484, Diesel	18
<b>Crawler Tractor</b>		670B, Diesel	50		<i>Sweeper</i>
400G, Diesel	15	672, Diesel	50	993AM, Diesel	16
450E, Diesel	19-21	672A, Diesel	50		<i>Wheel Loader</i>
450G, Diesel	21	672B, Diesel	50	210C, Diesel	15
455E, Diesel	19-21	JD570, Diesel	7, 8	300B, Diesel	3, 4
455G, Diesel	21	JD570, LP Gas	52	300B, Gas	46, 47
550, Diesel	21	JD670, Diesel	50, 51	301, Diesel	3, 4
550A, Diesel	21	JD670A, Diesel	50, 51	301, Gas	46, 47
550B, Diesel	21	JD672A, Diesel	50, 51	310C, Diesel	15, 16
550G, Diesel	21			310D, Diesel	16
555, Diesel	21	<b>Harvester</b>		315C, Diesel	15, 16
555A, Diesel	21	5200, Diesel	34	344E, Diesel	19, 20
555B, Diesel	21	5400, Diesel	34	410C, Diesel	19, 20, 21
555G, Diesel	21	5440, Diesel	35, 36, 37	415B, Diesel	13, 15
650G, Diesel	21	5460, Diesel	35, 36, 37	440C, Diesel	21
655, Diesel	50	5640, Diesel	35, 36, 37	444D, Diesel	17
655B, Diesel	50	5820, Diesel	35, 36, 37	444E, Diesel	18, 21
750, Diesel	50	5822, Diesel	35, 36, 37	510B, Diesel	19, 20
750B, Diesel	50	5830, Diesel	35, 36, 37	510C, Diesel	21
755, Diesel	50	7440, Diesel	17	515B, Diesel	15, 16
755A, Diesel	50	7445, Diesel	18	540B, Diesel	21
755B, Diesel	50	7484, Diesel	18	544C, Diesel	50
850, Diesel	35-37	9900, Diesel	17	544D, Diesel	50
JD300, Diesel	3, 4	9910, Diesel	17	544E, Diesel	18
JD300, Gas	46, 47	9920, Diesel	17	610B, Diesel	21
JD350B, Diesel	3, 4	9930, Diesel	18	610C, Diesel	21
JD350B, Gas	46, 47			624E, Diesel	50
JD350C, Diesel	3, 4	<b>Lift Truck</b>		640, Diesel	50
JD350C, Gas	46, 47	1020, Diesel	3, 4	644E, Diesel	50
JD45, Diesel	15	482C, Diesel	15	710B, Diesel	18
JD450B, Diesel	42	JD380, Diesel	3, 4	710C, Diesel	18
JD54, Diesel	15, 17	JD380, Gas	46, 47	755, Diesel	50
JD550, Diesel	21	JD480-Early, Gas	48	JD300, Diesel	3, 4
		JD480-Late, Gas	49	JD300, Gas	46, 47
<b>Crawler Tractor</b>				JD300A, Diesel	3, 4
JD65, Diesel	18	<b>Loader</b>			
JD750, Diesel	50	JD450C, Diesel	58		
JD755, Diesel	50				
JD850, Diesel	35-37	<b>Picker</b>			
		9900, Diesel	17		
		9910, Diesel	17		
		9920, Diesel	17		

# JOHN DEERE ENGINE KITS

Engine	Line	Engine	Line	Engine	Line
<i>Wheel Loader (cont.)</i>		2510, Diesel	5, 6	8630, Diesel	35-37
JD300A, Gas	46, 47	2510, Gas	48, 49	8640, Diesel	35-37
JD300B, Diesel	3, 4	2520, Diesel	45	8650, Diesel	35-37
JD300B, Gas	46, 47	2520, Gas	54, 55	890, Diesel	27
JD301A, Diesel	3, 4	2550, Diesel	15	JD300, Diesel	3, 4
JD301A, Gas	46, 47	2555, Diesel	15	JD300, Gas	46, 47
JD350, Gas	46, 47	2630, Diesel	19, 20	JD350, Diesel	3, 4
JD350C, Diesel	3, 4	2640, Diesel	19, 20	JD350, Gas	46, 47
JD350C, Gas	47	2750, Diesel	16	JD700A, Diesel	33
JD400, Diesel	5, 6	2755, Diesel	16	<i>Windrower</i>	
JD400-Early, Gas	48	2840, Diesel	12	2360, Diesel	15
JD400-Late, Gas	49	2855, Diesel	16	3430, Diesel	15, 16
JD410, Diesel	42, 43, 45	2855N, Diesel	16	3830, Diesel	16
JD440C, Diesel	19-21	2940, Diesel	17		
JD450, Diesel	5, 6	2950, Diesel	17		
JD450-Early, Gas	48	2955, Diesel	17		
JD450-Late, Gas	49	301, Diesel	3, 4		
JD500, Diesel	1, 2, 31	301, Gas	46, 47		
JD500, Gas	22, 23	3010, Gas	56		
JD500A, Diesel	1, 2, 31	3020, Diesel	1, 2, 31		
JD500A, Gas	22, 23	3020, Gas	22, 23		
JD500B, Diesel	1, 2, 31	3150, Diesel	17		
JD500B, Gas	22, 23	3155, Diesel	17		
JD540B, Diesel	21	4000, Diesel	9, 10, 32		
JD544, Diesel	7, 8	4000, Gas	24		
JD544B, Diesel	50, 51	4010, Diesel	60		
JD544C, Diesel	50	4010, Gas	57, 59		
JD555, Diesel	21	4020, Diesel	9, 10, 32		
JD600, Diesel	9, 10, 32	4020, Gas	24		
JD600, Gas	24	4030, Diesel	11, 12		
JD640, Diesel	50	4030, LP Gas	52		
JD644, Diesel	38	4040, Diesel	25, 27		
JD644A, Diesel	38	4050, Diesel	18, 27		
JD655, Diesel	50	4230, Diesel	25		
JD755, Diesel	50	4240, Diesel	10, 27		
JD755A, Diesel	50	4250, Diesel	27, 30		
JD855, Diesel	35-37	4320, Diesel	38		
Wheel Tractor		4430, Diesel	26		
1020, Diesel	3, 4	4440, Diesel	10, 27, 28		
1020, Gas	46, 47	4450, Diesel	27, 30		
1030, Diesel	3, 4	4520, Diesel	38		
1030, Gas	46, 47	4620, Diesel	38		
1520, Diesel	39	4630, Diesel	26		
1530, Diesel	40, 41	4640, Diesel	28		
2020, Diesel	5, 6	4650, Diesel	30		
2020, Gas	48, 49	4840, Diesel	28		
2030, Diesel	42, 43, 45	4850, Diesel	29		
2040, Diesel	13	5020, Diesel	33, 35-37		
2140, Diesel	13	6030, Diesel	33, 34		
2150, Diesel	13	6540, Diesel	35-37		
2155, Diesel	13	6545, Diesel	35-37		
2240, Diesel	13	7020, Diesel	26, 38		
2250, Diesel	13	7520, Diesel	34, 61		
2255, Diesel	13	820, Diesel	3, 4		
22550V, Diesel	13	820, Gas	46, 47		
2350, Diesel	15	830, Diesel	3, 4		
2355, Diesel	15	830, Gas	46, 47		
2355M, Diesel	13	8430, Diesel	28		
2355N, Diesel	14	8440, Diesel	28		
2440, Diesel	43	8450, Diesel	28		

# JOHN DEERE ENGINE KITS

Line	Application	Part Description	Qty	Overhaul	Qty	Kit Part
1	<b>4270; Diesel; Cyl.4</b> Wheel Loader JD500, JD500A, JD500B, Wheel Tractor 3020  Wheel Tractor-3020 To Model S/N 122999; Wheel Loaders-JD500 To S/N 123113, JD500A To S/N 123113, JD500B To S/N 123113. Blocks Marked R46350, R46430.	<b>Kit Number</b>		<b>427-1000</b>		<b>427-5000</b>
		Sleeve Assembly	4	226-1781	4	226-1781
		Rod Bearing	4	CB-669P	4	CB-669P
		<b>Undersizes</b>		P-2-10-20-30		P-2-10-20-30
		Rod Bolts	8	216-7129	8	216-7129
		<b>Main Bearing Set</b>	1	MS-1527P	1	MS-1527P
		<b>Undersizes</b>		P-10-20-30		P-10-20-30
		Head Set	1	HS3217VX	1	HS3217VX
		Lower Set / Oil Pan Set	1	CS3850	1	OS21580
		Timing Cover Seal Set	1	47407		
Rear Main Seal Set	1	46829				
2	<b>4270; Diesel; Cyl.4</b> Wheel Loader JD500, JD500A, JD500B, Wheel Tractor 3020  Wheel Tractor-3020 From Model S/N 123000-Up; Wheel Loaders-JD500 From S/N 123114-Up, JD500A From S/N 123114-Up, JD500B From S/N 123114-Up.	<b>Kit Number</b>		<b>427-1001</b>		<b>427-5001</b>
		Sleeve Assembly	4	226-1858	4	226-1858
		Rod Bearing	4	CB-669P	4	CB-669P
		<b>Undersizes</b>		P-2-10-20-30		P-2-10-20-30
		Rod Bolts	8	216-7129	8	216-7129
		<b>Main Bearing Set</b>	1	MS-1527P	1	MS-1527P
		<b>Undersizes</b>		P-10-20-30		P-10-20-30
		Head Set	1	HS3850	1	HS3850
		Lower Set / Oil Pan Set	1	CS3850	1	OS21580
		Timing Cover Seal Set	1	47407		
Rear Main Seal Set	1	46829				
3	<b>JD152D; Diesel; Cyl.3</b> Crawler Tractor JD300, JD350B, JD350C, Lift Truck 1020, JD380, Wheel Loader 300B, 301, JD300, JD300A, JD300B, JD301A, JD350C, Wheel Tractor 1020, 1030, 301, 820, 830, JD300, JD350  Model 1020 To S/N 154945; Early; Three Sealing Rings Used-Two Ring Grooves On Sleeves.	<b>Kit Number</b>		<b>427-1002</b>		<b>427-5002</b>
		Sleeve Assembly	3	226-1526	3	226-1526
		Rod Bearing	3	CB-759AL	3	CB-759AL
		<b>Undersizes</b>		AL-10-20-30		AL-10-20-30
		Rod Bolts	6	216-7131	6	216-7131
		<b>Main Bearing Set</b>	1	MS-874AL	1	MS-874AL
		<b>Undersizes</b>		AL-10-20-30		AL-10-20-30
		Head Set	1	HS3356W	1	HS3356W
		Lower Set / Oil Pan Set	1	CS3800	1	OS20841
		Timing Cover Seal Set	1	46489		
Rear Main Seal Set	1	62700				
4	<b>JD152D; Diesel; Cyl.3</b> Crawler Tractor JD300, JD350B, JD350C, Lift Truck 1020, JD380, Wheel Loader 300B, 301, JD300, JD300A, JD300B, JD301A, JD350C, Wheel Tractor 1020, 1030, 301, 820, 830, JD300, JD350  Model 1020 From S/N 154946; Late; Three Sealing Rings Used-No Grooves On Sleeves.	<b>Kit Number</b>		<b>427-1003</b>		<b>427-5003</b>
		Sleeve Assembly	3	226-1527	3	226-1527
		Rod Bearing	3	CB-759AL	3	CB-759AL
		<b>Undersizes</b>		AL-10-20-30		AL-10-20-30
		Rod Bolts	6	216-7131	6	216-7131
		<b>Main Bearing Set</b>	1	MS-874AL	1	MS-874AL
		<b>Undersizes</b>		AL-10-20-30		AL-10-20-30
		Head Set	1	HS3356W	1	HS3356W
		Lower Set / Oil Pan Set	1	CS3800	1	OS20841
		Timing Cover Seal Set	1	46489		
Rear Main Seal Set	1	62700				



# JOHN DEERE ENGINE KITS

Kit No.	Application	Part Description	Qty	Overhaul	Qty	Kit Name
5	<b>JD202D; Diesel; Cyl.4</b> Wheel Loader JD400, JD450, Wheel Tractor 2020, 2510  Wheel Tractors-2020 To Model S/N 156883; JD400 And JD450 Early; Blocks Marked T23406, T24961, T26933. Three Sealing Rings Used- Two Ring Grooves On Sleeve.	<b>Kit Number</b>		<b>427-1004</b>		<b>427-5004</b>
		Sleeve Assembly	4	226-1526	4	226-1526
		Rod Bearing	4	CB-759AL	4	CB-759AL
		<b>Undersizes</b>		AL-10-20-30		AL-10-20-30
		Rod Bolts	8	216-7131	8	216-7131
		<b>Main Bearing Set</b>	1	MS-875AL	1	MS-875AL
		<b>Undersizes</b>		AL-10-20-30		AL-10-20-30
		Head Set	1	HS3800W	1	HS3800W
		Lower Set / Oil Pan Set	1	CS3800	1	OS32159
		Timing Cover Seal Set	1	46489		
Rear Main Seal Set	1	62700				
6	<b>JD202D; Diesel; Cyl.4</b> Wheel Loader JD400, JD450, Wheel Tractor 2020, 2510  JD400 And JD450 Late; Model 2020 From S/N 156884; Blocks marked T32342. Three sealing rings used-no ring grooves on sleeve	<b>Kit Number</b>		<b>427-1005</b>		<b>427-5005</b>
		Sleeve Assembly	4	226-1527	4	226-1527
		Rod Bearing	4	CB-759AL	4	CB-759AL
		<b>Undersizes</b>		AL-10-20-30		AL-10-20-30
		Rod Bolts	8	216-7131	8	216-7131
		<b>Main Bearing Set</b>	1	MS-875AL	1	MS-875AL
		<b>Undersizes</b>		AL-10-20-30		AL-10-20-30
		Head Set	1	HS3800W	1	HS3800W
		Lower Set / Oil Pan Set	1	CS3800	1	OS32159
		Timing Cover Seal Set	1	46489		
Rear Main Seal Set	1	62700				
7	<b>JD303D; Diesel; Cyl.6</b> Grader JD570, Wheel Loader JD544  Early Engines With Three Sealing Rings Used-Two Ring Grooves On Sleeve. 16.3 To 1 C.R.	<b>Kit Number</b>		<b>427-1006</b>		<b>427-5006</b>
		Sleeve Assembly	6	226-1526	6	226-1526
		Rod Bearing	6	CB-759AL	6	CB-759AL
		<b>Undersizes</b>		AL-10-20-30		AL-10-20-30
		Rod Bolts	12	216-7131	12	216-7131
		<b>Main Bearing Set</b>	1	MS-1459AL	1	MS-1459AL
		<b>Undersizes</b>		AL-10-20-30		AL-10-20-30
		Head Set	1	HS3801W	1	HS3801W
		Lower Set / Oil Pan Set	1	CS3901	1	OS21788
		Timing Cover Seal Set	1	46489		
Rear Main Seal Set	1	62700				
8	<b>JD303D; Diesel; Cyl.6</b> Grader JD570, Wheel Loader JD544  Late Engines With Three Sealing Rings Used-No Ring Grooves On Sleeve. C.R. 16.3:1	<b>Kit Number</b>		<b>427-1007</b>		<b>427-5007</b>
		Sleeve Assembly	6	226-1527	6	226-1527
		Rod Bearing	6	CB-759AL	6	CB-759AL
		<b>Undersizes</b>		AL-10-20-30		AL-10-20-30
		Rod Bolts	12	216-7131	12	216-7131
		<b>Main Bearing Set</b>	1	MS-1459AL	1	MS-1459AL
		<b>Undersizes</b>		AL-10-20-30		AL-10-20-30
		Head Set	1	HS3801W	1	HS3801W
		Lower Set / Oil Pan Set	1	CS3901	1	OS21788
		Timing Cover Seal Set	1	46489		
Rear Main Seal Set	1	62700				

# JOHN DEERE ENGINE KITS

Line	Application	Part Description	Qty	Overhaul	Qty	R-Frame
9	<b>JD404; Diesel; Cyl.6</b> Combine 105, 105R, Wheel Loader JD600, Wheel Tractor 4000, 4020  Wheel Tractors-4000 To Model S/N 200999, 4020 To S/N 200999; Wheel Loader-JD600 To Model S/N 214999; Blocks Marked R40930.	<b>Kit Number</b>	<b>427-1008</b>		<b>427-5008</b>	
		Sleeve Assembly	6	226-1781	6	226-1781
		Rod Bearing	6	CB-669P	6	CB-669P
		<b>Undersizes</b>	P-2-10-20-30		P-2-10-20-30	
		Rod Bolts	12	216-7129	12	216-7129
		Main Bearing Set	1	MS-839P	1	MS-839P
		<b>Undersizes</b>	P-10-20		P-10-20	
		Head Set	1	HS3214VW	1	HS3214VW
		Lower Set / Oil Pan Set	1	CS3846Y	1	OS20552
		Timing Cover Seal Set	1	47407		
Rear Main Seal Set	1	46829				
10	<b>JD404; Diesel; Cyl.6</b> Combine 6600, Wheel Loader JD600, Wheel Tractor 4000, 4020, 4240, 4440  Wheel Tractors-4000 From Model S/N 201000; 4440 From S/N 201000; Wheel Loader-JD600 From Model S/N 215000	<b>Kit Number</b>	<b>427-1009</b>		<b>427-5009</b>	
		Sleeve Assembly	6	226-1858	6	226-1858
		Rod Bearing	6	CB-669P	6	CB-669P
		<b>Undersizes</b>	P-2-10-20-30		P-2-10-20-30	
		Rod Bolts	12	216-7129	12	216-7129
		Main Bearing Set	1	MS-1529P	1	MS-1529P
		<b>Undersizes</b>	P-10-20-30		P-10-20-30	
		Head Set	1	HS3849Z	1	HS3849Z
		Lower Set / Oil Pan Set	1	CS3846Y	1	OS20552
		Timing Cover Seal Set	1	47407		
Rear Main Seal Set	1	46829				
11	<b>6329D; Diesel; Cyl.6</b> Combine 6600, Wheel Tractor 4030  Wheel Tractor-4030 To Model S/N 277549; Combine-6600 Model S/N 210982 To S/N 212321 And Model S/N 212402 To S/N 277647. 1- 3/16" Piston Pin Diameter.	<b>Kit Number</b>	<b>427-1010</b>		<b>427-5010</b>	
		Sleeve Assembly	6	226-1583	6	226-1583
		Rod Bearing	6	CB-759AL	6	CB-759AL
		<b>Undersizes</b>	AL-10-20-30		AL-10-20-30	
		Rod Bolts	12	216-7131	12	216-7131
		Main Bearing Set	1	MS-1459AL	1	MS-1459AL
		<b>Undersizes</b>	AL-10-20-30		AL-10-20-30	
		Head Set	1	HS3901	1	HS3901
		Lower Set / Oil Pan Set	1	CS3901	1	OS21788
		Timing Cover Seal Set	1	46489		
Rear Main Seal Set	1	62700				
12	<b>6329D; Diesel; Cyl.6</b> Combine 6600, Wheel Tractor 2840, 4030  Wheel Tractor-4030 From Model S/N 277550; Combine-6600 From Model S/N 277648; 1-3/8" Piston Pin Diameter.	<b>Kit Number</b>	<b>427-1011</b>		<b>427-5011</b>	
		Sleeve Assembly	6	226-1584	6	226-1584
		Rod Bearing	6	CB-759AL	6	CB-759AL
		<b>Undersizes</b>	AL-10-20-30		AL-10-20-30	
		Rod Bolts	12	216-7131	12	216-7131
		Main Bearing Set	1	MS-1459AL	1	MS-1459AL
		<b>Undersizes</b>	AL-10-20-30		AL-10-20-30	
		Head Set	1	HS3901	1	HS3901
		Lower Set / Oil Pan Set	1	CS3901	1	OS21788
		Timing Cover Seal Set	1	46489		
Rear Main Seal Set	1	62700				

# JOHN DEERE ENGINE KITS

Line	Application	Part Description	Qty	Overhaul	Qty	Kit Frame
13	<b>3179D; Diesel; Cyl.3</b> Excavator 350D, 355D, Wheel Loader 415B, Wheel Tractor 2040, 2140, 2150, 2155, 2240, 2250, 2255, 22550V, 2355M Keystone Top Ring.	<b>Kit Number</b>		<b>427-1012</b>		<b>427-5012</b>
		Sleeve Assembly	3	226-1827	3	226-1827
		Rod Bearing	3	CB-759AL	3	CB-759AL
		Undersizes		AL-10-20-30		AL-10-20-30
		Rod Bolts	6	216-7133	6	216-7133
		Main Bearing Set	1	MS-874AL	1	MS-874AL
		Undersizes		AL-10-20-30		AL-10-20-30
		Head Set	1	HS3506W	1	HS3506W
		Lower Set / Oil Pan Set	1	CS3800	1	OS20841
		Timing Cover Seal Set	1	46489		
Rear Main Seal Set	1	62700				
14	<b>3179T; Diesel; Cyl.3</b> Wheel Tractor 2355N Keystone Top Ring.	<b>Kit Number</b>		<b>427-1013</b>		<b>427-5013</b>
		Sleeve Assembly	3	226-1828	3	226-1828
		Rod Bearing	3	CB-759AL	3	CB-759AL
		Undersizes		AL-10-20-30		AL-10-20-30
		Rod Bolts	6	216-7133	6	216-7133
		Main Bearing Set	1	MS-874AL	1	MS-874AL
		Undersizes		AL-10-20-30		AL-10-20-30
		Head Set	1	HS3506W	1	HS3506W
		Lower Set / Oil Pan Set	1	CS3800	1	OS20841
		Timing Cover Seal Set	1	46489		
Rear Main Seal Set	1	62700				
15	<b>4239D; Diesel; Cyl.4</b> Combine 290D, 490, 70, 70D, Crawler Tractor 400G, JD45, JD54, Excavator JD34, JD44, Lift Truck 482C, Roller CA15, CA21, Wheel Loader 210C, 310C, 315C, 415B, 515B, Wheel Tractor 2350, 2355, 2550, 2555, Windrower 2360, 3430 Keystone top ring; 3430 To S/N 809840	<b>Kit Number</b>		<b>427-1014</b>		<b>427-5014</b>
		Sleeve Assembly	4	226-1827	4	226-1827
		Rod Bearing	4	CB-759AL	4	CB-759AL
		Undersizes		AL-10-20-30		AL-10-20-30
		Rod Bolts	8	216-7133	8	216-7133
		Main Bearing Set	1	MS-875AL	1	MS-875AL
		Undersizes		AL-10-20-30		AL-10-20-30
		Head Set	1	HS3900	1	HS3900
		Lower Set / Oil Pan Set	1	CS3800	1	OS32159
		Timing Cover Seal Set	1	46489		
Rear Main Seal Set	1	62700				
16	<b>4239T; Diesel; Cyl.4</b> Combine 490, Wheel Loader 310C, 310D, 315C, 515B, Wheel Tractor 2750, 2755, 2855, 2855N, Windrower 3430, 3830, Sweeper 993AM 3430 From S/N 809841; Keystone top ring	<b>Kit Number</b>		<b>427-1015</b>		<b>427-5015</b>
		Sleeve Assembly	4	226-1828	4	226-1828
		Rod Bearing	4	CB-759AL	4	CB-759AL
		Undersizes		AL-10-20-30		AL-10-20-30
		Rod Bolts	8	216-7133	8	216-7133
		Main Bearing Set	1	MS-875AL	1	MS-875AL
		Undersizes		AL-10-20-30		AL-10-20-30
		Head Set	1	HS3900	1	HS3900
		Lower Set / Oil Pan Set	1	CS3800	1	OS32159
		Timing Cover Seal Set	1	46489		
Rear Main Seal Set	1	62700				

# JOHN DEERE ENGINE KITS

Line	Application	Part Description	Qty	Overhaul	Qty	IR Frame
17	<b>6359D; Diesel; Cyl.6</b> Crawler Tractor JD54, Excavator JD54, Harvester 7440, 9900, 9910, 9920, Picker 9900, 9910, 9920, Stripper 7440, Wheel Loader 444D, Wheel Tractor 2940, 2950, 2955, 3150, 3155 Keystone Top Ring.	<b>Kit Number</b>	<b>427-1016</b>		<b>427-5016</b>	
		Sleeve Assembly	6	226-1827	6	226-1827
		Rod Bearing	6	CB-759AL	6	CB-759AL
		Undersizes		AL-10-20-30		AL-10-20-30
		Rod Bolts	12	216-7133	12	216-7133
		Main Bearing Set	1	MS-1459AL	1	MS-1459AL
		Undersizes		AL-10-20-30		AL-10-20-30
		Head Set	1	HS3901W	1	HS3901W
		Lower Set / Oil Pan Set	1	CS3901	1	OS21788
		Timing Cover Seal Set	1	46489		
		Rear Main Seal Set	1	62700		
18	<b>6359T; Diesel; Cyl.6</b> Combine 9400, Crawler Tractor JD65, Harvester 7445, 7484, 9930, Picker 9930, Stripper 7445, 7484, Wheel Loader 444E, 544E, 710B, 710C, Wheel Tractor 4050 4050 From S/N 6593; Keystone top ring	<b>Kit Number</b>	<b>427-1017</b>		<b>427-5017</b>	
		Sleeve Assembly	6	226-1828	6	226-1828
		Rod Bearing	6	CB-759AL	6	CB-759AL
		Undersizes		AL-10-20-30		AL-10-20-30
		Rod Bolts	12	216-7133	12	216-7133
		Main Bearing Set	1	MS-1459AL	1	MS-1459AL
		Undersizes		AL-10-20-30		AL-10-20-30
		Head Set	1	HS3901W	1	HS3901W
		Lower Set / Oil Pan Set	1	CS3901	1	OS21788
		Timing Cover Seal Set	1	46489		
		Rear Main Seal Set	1	62700		
19	<b>4276D; Diesel; Cyl.4</b> Crawler Tractor 450E, 455E, Excavator 490D, 493D, Skidder 340D, Wheel Loader 344E, 410C, 510B, JD440C, Wheel Tractor 2630, 2640 1-3/8" Piston Pin Diameter.	<b>Kit Number</b>	<b>427-1018</b>		<b>427-5018</b>	
		Sleeve Assembly	4	226-1665	4	226-1665
		Rod Bearing	4	CB-1231AL	4	CB-1231AL
		Undersizes		AL-10-20-30		AL-10-20-30
		Rod Bolts	8	216-7132	8	216-7132
		Main Bearing Set	1	MS-875AL	1	MS-875AL
		Undersizes		AL-10-20-30		AL-10-20-30
		Head Set	1	HS3900	1	HS3900
		Lower Set / Oil Pan Set	1	CS3900	1	OS32159
		Timing Cover Seal Set	1	46489		
		Rear Main Seal Set	1	62700		
20	<b>4276D; Diesel; Cyl.4</b> Crawler Tractor 450E, 455E, Excavator 490D, 493D, Skidder 340D, Wheel Loader 344E, 410C, 510B, JD440C, Wheel Tractor 2630, 2640 1-5/8" Piston Pin Diameter.	<b>Kit Number</b>	<b>427-1019</b>		<b>427-5019</b>	
		Sleeve Assembly	4	226-1713	4	226-1713
		Rod Bearing	4	CB-1231AL	4	CB-1231AL
		Undersizes		AL-10-20-30		AL-10-20-30
		Rod Bolts	8	216-7132	8	216-7132
		Main Bearing Set	1	MS-875AL	1	MS-875AL
		Undersizes		AL-10-20-30		AL-10-20-30
		Head Set	1	HS3900	1	HS3900
		Lower Set / Oil Pan Set	1	CS3900	1	OS32159
		Timing Cover Seal Set	1	46489		
		Rear Main Seal Set	1	62700		

# JOHN DEERE ENGINE KITS

Line	Application	Part Description	Qty	Overhaul	Qty	Kit Frame
21	<b>4276T Turbocharged; Diesel; Cyl.4</b> Crawler Dozer 555, JD555, Crawler Tractor 450E, 450G, 455E, 455G, 550, 550A, 550B, 550G, 555, 555A, 555B, 555G, 650G, JD550, Excavator 495D, 590D, 595, 595D, Skidder 340D, 440D, 446D, 540D, 548D, Wheel Loader 410C, 440C, 444E, 510C, 540B, 610B, 610C, JD440C, JD540B, JD555 1-5/8" Piston Pin Diameter.	<b>Kit Number</b>		<b>427-1020</b>		<b>427-5020</b>
		Sleeve Assembly	4	226-1669	4	226-1669
		Rod Bearing	4	CB-1231AL	4	CB-1231AL
		<b>Undersizes</b>		AL-10-20-30		AL-10-20-30
		Rod Bolts	8	216-7132	8	216-7132
		<b>Main Bearing Set</b>	1	MS-875AL	1	MS-875AL
		<b>Undersizes</b>		AL-10-20-30		AL-10-20-30
		Head Set	1	HS3900	1	HS3900
		Lower Set / Oil Pan Set	1	CS3900	1	OS32159
		Timing Cover Seal Set	1	46489		
Rear Main Seal Set	1	62700				
22	<b>4227; Gasoline; Cyl.4</b> Wheel Loader JD500, JD500A, JD500B, Wheel Tractor 3020 Wheel Loaders-JD500 To S/N 123113, JD500A To S/N 123113, JD500B To S/N 123113; Wheel Tractor-3020 To S/N 122999. For Blocks Marked R26150 And R26160 Only	<b>Kit Number</b>		<b>427-1021</b>		
		Sleeve Assembly	4	226-1471		
		Rod Bearing	4	CB-669P		
		<b>Undersizes</b>		P-2-10-20-30		
		<b>Main Bearing Set</b>	1	MS-836P		
		<b>Undersizes</b>		P-10-20		
		Head Set	1	HS3217VY		
		Lower Set	1	CS3850		
		Timing Cover Seal Set	1	47407		
		Rear Main Seal Set	1	46829		
23	<b>4227; Gasoline; Cyl.4</b> Wheel Loader JD500, JD500A, JD500B, Wheel Tractor 3020 Wheel Loaders-JD500 To S/N 123113, JD500A To S/N 123113, JD500B To S/N 123113; Wheel Tractor-3020 To S/N 122999. For Blocks Marked R40910, R40920, R46350, And R49540 Only	<b>Kit Number</b>		<b>427-1022</b>		
		Sleeve Assembly	4	226-1471		
		Rod Bearing	4	CB-669P		
		<b>Undersizes</b>		P-2-10-20-30		
		<b>Main Bearing Set</b>	1	MS-1526P		
		<b>Undersizes</b>		P-10-20		
		Head Set	1	HS3217VY		
		Lower Set	1	CS3850		
		Timing Cover Seal Set	1	47407		
		Rear Main Seal Set	1	46829		
24	<b>6341; Gasoline; Cyl.6</b> Wheel Loader JD600, Wheel Tractor 4000, 4020 Wheel Loader-JD600 To S/N 214999; Wheel Tractors-4000 To S/N 200999, 4020 To S/N 200999	<b>Kit Number</b>		<b>427-1023</b>		
		Sleeve Assembly	6	226-1471		
		Rod Bearing	6	CB-669P		
		<b>Undersizes</b>		P-2-10-20-30		
		<b>Main Bearing Set</b>	1	MS-838P		
		<b>Undersizes</b>		P-10-20		
		Head Set	1	HS3214VC		
		Lower Set	1	CS3846Y		
		Timing Cover Seal Set	1	47407		
		Rear Main Seal Set	1	46829		



# JOHN DEERE ENGINE KITS

Line	Application	Part Description	Qty	Overhaul	Qty	IR Frame
25	<b>6404D; Diesel; Cyl.6</b> Combine 7700, Wheel Tractor 4040, 4230  Combine-7700 From Model S/N 422365	<b>Kit Number</b>	<b>427-1024</b>		<b>427-5024</b>	
		Sleeve Assembly	6	226-1819	6	226-1819
		Rod Bearing	6	CB-669P	6	CB-669P
		Undersizes		P-2-10-20-30		P-2-10-20-30
		Rod Bolts	12	216-7129	12	216-7129
		Main Bearing Set	1	MS-1529P	1	MS-1529P
		Undersizes		P-10-20-30		P-10-20-30
		Head Set	1	HS3887	1	HS3887
		Lower Set / Oil Pan Set	1	CS3898	1	OS20552
		Timing Cover Seal Set	1	47407		
Rear Main Seal Set	1	46829				
26	<b>6404T, 6404A; Diesel; Cyl.6</b> Combine 7700, Wheel Tractor 4430, 4630, 7020  7020 From Model S/N 335846	<b>Kit Number</b>	<b>427-1025</b>		<b>427-5025</b>	
		Sleeve Assembly	6	226-1629	6	226-1629
		Rod Bearing	6	CB-669P	6	CB-669P
		Undersizes		P-2-10-20-30		P-2-10-20-30
		Rod Bolts	12	216-7129	12	216-7129
		Main Bearing Set	1	MS-1529P	1	MS-1529P
		Undersizes		P-10-20-30		P-10-20-30
		Head Set	1	HS3849Y	1	HS3849Y
		Lower Set / Oil Pan Set	1	CS3898	1	OS20552
		Timing Cover Seal Set	1	47407		
Rear Main Seal Set	1	46829				
27	<b>6466D Naturally Aspirated; Diesel; Cyl.6</b> Combine 6602, 6620, 6622, 7720, Wheel Tractor 4040, 4050, 4240, 4250, 4440, 4450, 890  Keystone Top Ring.	<b>Kit Number</b>	<b>427-1026</b>		<b>427-5026</b>	
		Sleeve Assembly	6	226-1668	6	226-1668
		Rod Bearing	6	CB-669P	6	CB-669P
		Undersizes		P-2-10-20-30		P-2-10-20-30
		Rod Bolts	12	216-7129	12	216-7129
		Main Bearing Set	1	MS-1529P	1	MS-1529P
		Undersizes		P-10-20-30		P-10-20-30
		Head Set	1	HS3898	1	HS3898
		Lower Set / Oil Pan Set	1	CS3898	1	OS20552
		Timing Cover Seal Set	1	47407		
Rear Main Seal Set	1	46829				
28	<b>6466T, 6466A; Diesel; Cyl.6</b> Combine 7720, Wheel Tractor 4440, 4640, 4840, 8430, 8440, 8450  8450 To Model S/N 231857	<b>Kit Number</b>	<b>427-1027</b>		<b>427-5027</b>	
		Sleeve Assembly	6	226-1657	6	226-1657
		Rod Bearing	6	CB-1267P	6	CB-1267P
		Undersizes		P-10-20-30		P-10-20-30
		Rod Bolts	12	216-7129	12	216-7129
		Main Bearing Set	1	MS-1529P	1	MS-1529P
		Undersizes		P-10-20-30		P-10-20-30
		Head Set	1	HS3898	1	HS3898
		Lower Set / Oil Pan Set	1	CS3898	1	OS20552
		Timing Cover Seal Set	1	47407		
Rear Main Seal Set	1	46829				

# JOHN DEERE ENGINE KITS

Line	Application	Part Description	Qty	Overhaul	Qty	Kit Frame
29	6466AF; Diesel; Cyl.6 Wheel Tractor 4850	<b>Kit Number</b>	<b>427-1028</b>		<b>427-5028</b>	
		Sleeve Assembly	6	226-1704	6	226-1704
		Rod Bearing	6	CB-1267P	6	CB-1267P
		Undersizes		P-10-20-30		P-10-20-30
		Rod Bolts	12	216-7129	12	216-7129
		Main Bearing Set	1	MS-1529P	1	MS-1529P
		Undersizes		P-10-20-30		P-10-20-30
		Head Set	1	HS3898	1	HS3898
		Lower Set / Oil Pan Set	1	CS3898	1	OS20552
		Timing Cover Seal Set	1	47407		
Rear Main Seal Set	1	46829				
30	6466TF; Diesel; Cyl.6 Wheel Tractor 4250, 4450, 4650	<b>Kit Number</b>	<b>427-1029</b>		<b>427-5029</b>	
		Sleeve Assembly	6	226-1706	6	226-1706
		Rod Bearing	6	CB-1267P	6	CB-1267P
		Undersizes		P-10-20-30		P-10-20-30
		Rod Bolts	12	216-7129	12	216-7129
		Main Bearing Set	1	MS-1529P	1	MS-1529P
		Undersizes		P-10-20-30		P-10-20-30
		Head Set	1	HS3898	1	HS3898
		Lower Set / Oil Pan Set	1	CS3898	1	OS20552
		Timing Cover Seal Set	1	47407		
Rear Main Seal Set	1	46829				
31	4270; Diesel; Cyl.4 Wheel Loader JD500, JD500A, JD500B, Wheel Tractor 3020  Wheel Tractor-3020 To Model S/N 122999; Wheel Loaders-JD500 To Model S/N 123113; JD500A To Model S/N 123113, JD500B To Model S/N 123113. Blocks Marked With R26160	<b>Kit Number</b>	<b>427-1030</b>		<b>427-5030</b>	
		Sleeve Assembly	4	226-1779	4	226-1779
		Rod Bearing	4	CB-669P	4	CB-669P
		Undersizes		P-2-10-20-30		P-2-10-20-30
		Rod Bolts	8	216-7129	8	216-7129
		Main Bearing Set	1	MS-837P	1	MS-837P
		Undersizes		P-10-20		P-10-20
		Head Set	1	HS3217VX	1	HS3217VX
		Lower Set / Oil Pan Set	1	CS3850	1	OS21580
		Timing Cover Seal Set	1	47407		
Rear Main Seal Set	1	46829				
32	JD404; Diesel; Cyl.6 Wheel Loader JD600, Wheel Tractor 4000, 4020  Wheel Tractors-4000 To Model S/N 200999, 4020 To Model S/N 200999, Wheel Loader-JD600 To Model S/N 214999. Blocks Marked 26070, R33180, R34340, R40890, R40900	<b>Kit Number</b>	<b>427-1031</b>		<b>427-5031</b>	
		Sleeve Assembly	6	226-1779	6	226-1779
		Rod Bearing	6	CB-669P	6	CB-669P
		Undersizes		P-2-10-20-30		P-2-10-20-30
		Rod Bolts	12	216-7129	12	216-7129
		Main Bearing Set	1	MS-839P	1	MS-839P
		Undersizes		P-10-20		P-10-20
		Head Set	1	HS3214VW	1	HS3214VW
		Lower Set / Oil Pan Set	1	CS3846Y	1	OS20552
		Timing Cover Seal Set	1	47407		
Rear Main Seal Set	1	46829				

# JOHN DEERE ENGINE KITS

Kit #	Application	Part Description	Qty	Overhaul	Qty	Kit #
33	<b>6531D; Diesel; Cyl.6</b> Scraper JD760, JD760A, Wheel Tractor 5020, 6030, JD700A	<b>Kit Number</b>	<b>427-1032</b>		<b>427-5032</b>	
		Sleeve Assembly	6	226-1499	6	226-1499
		Rod Bearing	6	CB-1225AL	6	CB-1225AL
		Undersizes		AL-10-20-30		AL-10-20-30
		Rod Bolts	12	216-7130	12	216-7130
		Main Bearing Set	1	MS-1453AL	1	MS-1453AL
		Undersizes		AL-10		AL-10
		Head Set	1	HS3292	1	HS3292
		Lower Set / Oil Pan Set	1	CS3292	1	OS20553
		Timing Cover Seal Set	1	47407		
Rear Main Seal Set	1	SS48173				
34	<b>6531A Turbocharged; Diesel; Cyl.6</b> Harvester 5200, 5400, Wheel Tractor 6030, 7520	<b>Kit Number</b>	<b>427-1033</b>		<b>427-5033</b>	
		Sleeve Assembly	6	226-1708	6	226-1708
		Rod Bearing	6	CB-1225AL	6	CB-1225AL
		Undersizes		AL-10-20-30		AL-10-20-30
		Rod Bolts	12	216-7130	12	216-7130
		Main Bearing Set	1	MS-1453AL	1	MS-1453AL
		Undersizes		AL-10		AL-10
		Head Set	1	HS3862	1	HS3862
		Lower Set / Oil Pan Set	1	CS3903	1	OS20553
		Timing Cover Seal Set	1	47407		
Rear Main Seal Set	1	SS48173				
35	<b>6619T Turbocharged; Diesel; Cyl.6</b> Crawler Tractor 850, JD850, Excavator 890, 890A, 992D, JD890, Harvester 5440, 5460, 5640, 5820, 5822, 5830, Scraper 862, 862B, JD762, JD862, Wheel Loader JD855, Wheel Tractor 5020, 6540, 6545, 8630, 8640, 8650 Engine To S/N 033814	<b>Kit Number</b>	<b>427-1034</b>		<b>427-5034</b>	
		Sleeve Assembly	6	226-1783	6	226-1783
		Rod Bearing	6	CB-1356P	6	CB-1356P
		Undersizes		P-25-50mm		P-25-50mm
		Rod Bolts	12	216-7130	12	216-7130
		Main Bearing Set	1	MS-1624P	1	MS-1624P
		Undersizes		P-25-50mm		P-25-50mm
		Head Set	1	HS3903	1	HS3903
		Lower Set / Oil Pan Set	1	CS3903	1	OS20553
		Timing Cover Seal Set	1	47407		
Rear Main Seal Set	1	SS48173				
36	<b>6619T Turbocharged; Diesel; Cyl.6</b> Crawler Tractor 850, JD850, Excavator 890, 890A, 992D, JD890, Harvester 5440, 5460, 5640, 5820, 5822, 5830, Scraper 862, 862B, JD762, JD862, Wheel Loader JD855, Wheel Tractor 5020, 6540, 6545, 8630, 8640, 8650 Engine From S/N 033815 To 049059	<b>Kit Number</b>	<b>427-1035</b>		<b>427-5035</b>	
		Sleeve Assembly	6	226-1716	6	226-1716
		Rod Bearing	6	CB-1356P	6	CB-1356P
		Undersizes		P-25-50mm		P-25-50mm
		Rod Bolts	12	216-7130	12	216-7130
		Main Bearing Set	1	MS-1624P	1	MS-1624P
		Undersizes		P-25-50mm		P-25-50mm
		Head Set	1	HS3903	1	HS3903
		Lower Set / Oil Pan Set	1	CS3903	1	OS20553
		Timing Cover Seal Set	1	47407		
Rear Main Seal Set	1	SS48173				

# JOHN DEERE ENGINE KITS

Line	Application	Part Description	Qty	Overhaul	Qty	IR-Frame
37	<b>6619T Turbocharged; Diesel; Cyl.6</b> Crawler Tractor 850, JD850, Excavator 890, 890A, 992D, JD890, Harvester 5440, 5460, 5640, 5820, 5822, 5830, Scraper 862, 862B, JD762, JD862, Wheel Loader JD855, Wheel Tractor 5020, 6540, 6545, 8630, 8640, 8650 Engine From S/N 049060	<b>Kit Number</b>		<b>427-1036</b>		<b>427-5036</b>
		Sleeve Assembly	6	226-1719	6	226-1719
		Rod Bearing	6	CB-1356P	6	CB-1356P
		Undersizes		P-25-50mm		P-25-50mm
		Rod Bolts	12	216-7130	12	216-7130
		Main Bearing Set	1	MS-1624P	1	MS-1624P
		Undersizes		P-25-50mm		P-25-50mm
		Head Set	1	HS3903	1	HS3903
		Lower Set / Oil Pan Set	1	CS3903	1	OS20553
		Timing Cover Seal Set	1	47407		
Rear Main Seal Set	1	SS48173				
38	<b>6404T; Diesel; Cyl.6</b> Excavator JD690, JD690A, JD690B, Wheel Loader JD644, JD644A, Wheel Tractor 4320, 4520, 4620, 7020 7020 To Model S/N 335845	<b>Kit Number</b>		<b>427-1037</b>		<b>427-5037</b>
		Sleeve Assembly	6	226-1581	6	226-1581
		Rod Bearing	6	CB-669P	6	CB-669P
		Undersizes		P-2-10-20-30		P-2-10-20-30
		Rod Bolts	12	216-7129	12	216-7129
		Main Bearing Set	1	MS-1529P	1	MS-1529P
		Undersizes		P-10-20-30		P-10-20-30
		Head Set	1	HS3849Y	1	HS3849Y
		Lower Set / Oil Pan Set	1	CS3898	1	OS20552
		Timing Cover Seal Set	1	47407		
Rear Main Seal Set	1	46829				
39	<b>JD164D; Diesel; Cyl.3</b> Wheel Tractor 1520 Three Sealing Rings Used; No Ring Grooves On Sleeve; Model 1520 Wheel Tractor From S/N 160310	<b>Kit Number</b>		<b>427-1038</b>		<b>427-5038</b>
		Sleeve Assembly	3	226-1540	3	226-1540
		Rod Bearing	3	CB-759AL	3	CB-759AL
		Undersizes		AL-10-20-30		AL-10-20-30
		Rod Bolts	6	216-7131	6	216-7131
		Main Bearing Set	1	MS-874AL	1	MS-874AL
		Undersizes		AL-10-20-30		AL-10-20-30
		Head Set	1	HS3506W	1	HS3506W
		Lower Set / Oil Pan Set	1	CS3800	1	OS20841
		Timing Cover Seal Set	1	46489		
Rear Main Seal Set	1	62700				
40	<b>3164D; Diesel; Cyl.3</b> Wheel Tractor 1530 Model 1530 Wheel Tractor S/N 178601 To 179600. 1-3/16" Pin Diameter. Keystone Top Ring.	<b>Kit Number</b>		<b>427-1039</b>		<b>427-5039</b>
		Sleeve Assembly	3	226-1583	3	226-1583
		Rod Bearing	3	CB-759AL	3	CB-759AL
		Undersizes		AL-10-20-30		AL-10-20-30
		Rod Bolts	6	216-7131	6	216-7131
		Main Bearing Set	1	MS-874AL	1	MS-874AL
		Undersizes		AL-10-20-30		AL-10-20-30
		Head Set	1	HS3506W	1	HS3506W
		Lower Set / Oil Pan Set	1	CS3800	1	OS20841
		Timing Cover Seal Set	1	46489		
Rear Main Seal Set	1	62700				

# JOHN DEERE ENGINE KITS

Line	Application	Part Description	Qty	Overhaul	Qty	IR Frame
41	<b>3164D; Diesel; Cyl.3</b> Wheel Tractor 1530 Wheel Tractor 1530 From S/N 178601; 1-3/8" Pin Diameter; Keystone Top Ring	<b>Kit Number</b>	<b>427-1040</b>		<b>427-5040</b>	
		Sleeve Assembly	3	226-1584	3	226-1584
		Rod Bearing	3	CB-759AL	3	CB-759AL
		Undersizes	AL-10-20-30		AL-10-20-30	
		Rod Bolts	6	216-7131	6	216-7131
		Main Bearing Set	1	MS-874AL	1	MS-874AL
		Undersizes	AL-10-20-30		AL-10-20-30	
		Head Set	1	HS3506W	1	HS3506W
		Lower Set / Oil Pan Set	1	CS3800	1	OS20841
		Timing Cover Seal Set	1	46489		
Rear Main Seal Set	1	62700				
42	<b>4219D; Diesel; Cyl.4</b> Crawler Tractor JD450B, Wheel Loader JD410, Wheel Tractor 2030 Wheel Tractor-2030 From Model S/N 211700 To 277615; Wheel Loader-JD410 From Model S/N 141865 To S/N 142979 And From Model S/N 143970 To S/N 189345; Crawler Tractor-JD450B. 1-3/16" Piston Pin Diameter.	<b>Kit Number</b>	<b>427-1041</b>		<b>427-5041</b>	
		Sleeve Assembly	4	226-1583	4	226-1583
		Rod Bearing	4	CB-759AL	4	CB-759AL
		Undersizes	AL-10-20-30		AL-10-20-30	
		Rod Bolts	8	216-7131	8	216-7131
		Main Bearing Set	1	MS-875AL	1	MS-875AL
		Undersizes	AL-10-20-30		AL-10-20-30	
		Head Set	1	HS3900	1	HS3900
		Lower Set / Oil Pan Set	1	CS3800	1	OS32159
		Timing Cover Seal Set	1	46489		
Rear Main Seal Set	1	62700				
43	<b>4219D; Diesel; Cyl.4</b> Wheel Loader JD410, Wheel Tractor 2030, 2440 Wheel Tractor-2030 From Model S/N 277616; Wheel Loader-JD410 From Model S/N 189346. 1-3/8" Piston Pin Diameter	<b>Kit Number</b>	<b>427-1042</b>		<b>427-5042</b>	
		Sleeve Assembly	4	226-1584	4	226-1584
		Rod Bearing	4	CB-759AL	4	CB-759AL
		Undersizes	AL-10-20-30		AL-10-20-30	
		Rod Bolts	8	216-7131	8	216-7131
		Main Bearing Set	1	MS-875AL	1	MS-875AL
		Undersizes	AL-10-20-30		AL-10-20-30	
		Head Set	1	HS3900	1	HS3900
		Lower Set / Oil Pan Set	1	CS3800	1	OS32159
		Timing Cover Seal Set	1	46489		
Rear Main Seal Set	1	62700				
44	<b>6329D; Diesel; Cyl.6</b> Combine 6600 Combine-6600 To Model S/N 210981 And From Model S/N 212322 To S/N 212401. 1-3/16" Piston Pin Diameter	<b>Kit Number</b>	<b>427-1043</b>		<b>427-5043</b>	
		Sleeve Assembly	6	226-1540	6	226-1540
		Rod Bearing	6	CB-759AL	6	CB-759AL
		Undersizes	AL-10-20-30		AL-10-20-30	
		Rod Bolts	12	216-7131	12	216-7131
		Main Bearing Set	1	MS-1459AL	1	MS-1459AL
		Undersizes	AL-10-20-30		AL-10-20-30	
		Head Set	1	HS3901	1	HS3901
		Lower Set / Oil Pan Set	1	CS3901	1	OS21788
		Timing Cover Seal Set	1	46489		
Rear Main Seal Set	1	62700				

# JOHN DEERE ENGINE KITS

Line	Application	Part Description	Qty	Overhaul	Qty	Kit Frame
45	<b>4219D; Diesel; Cyl.4</b> Combine 3300, Wheel Loader JD410, Wheel Tractor 2030, 2520  Wheel Tractor-2030 From Model S/N 134700 To 211699, 2520 From S/N 157575; Wheel Loader-JD410 To Model S/N 141864 And From S/N 142980 To S/N 143969; Combine-3300 To Model S/N 211699	<b>Kit Number</b>		<b>427-1044</b>		<b>427-5044</b>
		Sleeve Assembly	4	226-1540	4	226-1540
		Rod Bearing	4	CB-759AL	4	CB-759AL
		<b>Undersizes</b>		AL-10-20-30		AL-10-20-30
		Rod Bolts	8	216-7131	8	216-7131
		<b>Main Bearing Set</b>	1	MS-875AL	1	MS-875AL
		<b>Undersizes</b>		AL-10-20-30		AL-10-20-30
		Head Set	1	HS3900	1	HS3900
		Lower Set / Oil Pan Set	1	CS3800	1	OS32159
		Timing Cover Seal Set	1	46489		
Rear Main Seal Set	1	62700				
46	<b>JD135G; Gasoline; Cyl.6</b> Crawler Tractor JD300, JD350B, JD350C, Lift Truck JD380, Wheel Loader 300B, 301, JD300, JD300A, JD300B, JD301A, JD350, Wheel Tractor 1020, 1030, 301, 820, 830, JD300, JD350  1020 To S/N 162078; Three Sealing Rings Used-Two Ring Grooves On Sleeves.	<b>Kit Number</b>		<b>427-1045</b>		<b>427-5045</b>
		Sleeve Assembly	3	226-1524	3	226-1524
		Rod Bearing	3	CB-637P	3	CB-637P
		<b>Undersizes</b>		P-10-20-30		P-10-20-30
		Rod Bolts	6	216-7131	6	216-7131
		<b>Main Bearing Set</b>	1	MS-873AL	1	MS-873AL
		<b>Undersizes</b>		AL-10-20-30		AL-10-20-30
		Head Set	1	HS3356	1	HS3356
		Lower Set / Oil Pan Set	1	CS3800	1	OS20841
		Timing Cover Seal Set	1	46489		
Rear Main Seal Set	1	62700				
47	<b>JD135G; Gasoline; Cyl.3</b> Crawler Tractor JD300, JD350B, JD350C, Lift Truck JD380, Wheel Loader 300B, 301, JD300, JD300A, JD300B, JD301A, JD350, JD350C, Wheel Tractor 1020, 1030, 301, 820, 830, JD300, JD350  1020 From S/N 162079; Three Sealing Rings-No Ring Grooves On Sleeve	<b>Kit Number</b>		<b>427-1046</b>		<b>427-5046</b>
		Sleeve Assembly	3	226-1523	3	226-1523
		Rod Bearing	3	CB-637P	3	CB-637P
		<b>Undersizes</b>		P-10-20-30		P-10-20-30
		Rod Bolts	6	216-7131	6	216-7131
		<b>Main Bearing Set</b>	1	MS-873AL	1	MS-873AL
		<b>Undersizes</b>		AL-10-20-30		AL-10-20-30
		Head Set	1	HS3356	1	HS3356
		Lower Set / Oil Pan Set	1	CS3800	1	OS20841
		Timing Cover Seal Set	1	46489		
Rear Main Seal Set	1	62700				
48	<b>4180G; Gasoline; Cyl.4</b> Lift Truck JD480-Early, Wheel Loader JD400-Early, JD450-Early, Wheel Tractor 2020, 2510  2020 To Model S/N 159926; Blocks marked T23405, T24960, T26932. Three sealing rings used-two ring grooves on sleeve	<b>Kit Number</b>		<b>427-1047</b>		<b>427-5047</b>
		Sleeve Assembly	4	226-1524	4	226-1524
		Rod Bearing	4	CB-637P	4	CB-637P
		<b>Undersizes</b>		P-10-20-30		P-10-20-30
		<b>Main Bearing Set</b>	1	MS-873AL	1	MS-873AL
		<b>Undersizes</b>		AL-10-20-30		AL-10-20-30
		Head Set	1	HS3800	1	HS3800
		Lower Set / Oil Pan Set	1	CS3800	1	OS32159
		Timing Cover Seal Set	1	46489		
		Rear Main Seal Set	1	62700		



# JOHN DEERE ENGINE KITS

Line	Application	Part Description	Qty	Overhaul	Qty	IR Frame
49	<b>4180G; Gasoline; Cyl.4</b> Lift Truck JD480-Late, Wheel Loader JD400-Late, JD450-Late, Wheel Tractor 2020, 2510  020 From Model S/N 159927; Blocks Marked T32349. Three Sealing Rings Used; No Ring Grooves On Sleeve.	<b>Kit Number</b>	<b>427-1048</b>		<b>427-5048</b>	
		Sleeve Assembly	4	226-1523	4	226-1523
		Rod Bearing	4	CB-637P	4	CB-637P
		Undersizes		P-10-20-30		P-10-20-30
		Rod Bolts	8	216-7132	8	216-7132
		Main Bearing Set	1	MS-873AL	1	MS-873AL
		Undersizes		AL-10-20-30		AL-10-20-30
		Head Set	1	HS3800	1	HS3800
		Lower Set / Oil Pan Set	1	CS3800	1	OS32159
		Timing Cover Seal Set	1	46489		
Rear Main Seal Set	1	62700				
50	<b>6414T Turbocharged; Diesel; Cyl.6</b> Buncher 643, 693D, Crawler Tractor 655, 655B, 750, 750B, 755, 755A, 755B, JD750, JD755, Excavator 690D, Grader 670A, 670B, 672, 672A, 672B, JD670, JD670A, JD672A, Skidder 640, 640D, 648D, Wheel Loader 544C, 544D, 624E, 640, 644E, 755, JD544B, JD544C, JD640, JD655, JD755, JD755A	<b>Kit Number</b>	<b>427-1049</b>		<b>427-5049</b>	
		Sleeve Assembly	6	226-1669	6	226-1669
		Rod Bearing	6	CB-1231AL	6	CB-1231AL
		Undersizes		AL-10-20-30		AL-10-20-30
		Rod Bolts	12	216-7132	12	216-7132
		Main Bearing Set	1	MS-1459AL	1	MS-1459AL
		Undersizes		AL-10-20-30		AL-10-20-30
		Head Set	1	HS3901W	1	HS3901W
		Lower Set / Oil Pan Set	1	CS3901X	1	OS21788
		Timing Cover Seal Set	1	46489		
Rear Main Seal Set	1	62700				
51	<b>6414D; Diesel; Cyl.6</b> Crawler Dozer JD750, JD755, Grader JD670, JD670A, JD672A, Skidder JD640, Wheel Loader JD544B  1-5/8" Piston Pin Diameter.	<b>Kit Number</b>	<b>427-1050</b>		<b>427-5050</b>	
		Sleeve Assembly	6	226-1713	6	226-1713
		Rod Bearing	6	CB-1231AL	6	CB-1231AL
		Undersizes		AL-10-20-30		AL-10-20-30
		Rod Bolts	12	216-7132	12	216-7132
		Main Bearing Set	1	MS-1459AL	1	MS-1459AL
		Undersizes		AL-10-20-30		AL-10-20-30
		Head Set	1	HS3901W	1	HS3901W
		Lower Set / Oil Pan Set	1	CS3901X	1	OS21788
		Timing Cover Seal Set	1	46489		
Rear Main Seal Set	1	62700				
52	<b>6303G, Late 303; Gasoline; LP Gas; Cyl.6</b> Combine 55, 6600, 95, Grader JD570, Wheel Tractor 4030  6600 To S/N 218730; No Grooves In Sleeve	<b>Kit Number</b>	<b>427-1051</b>		<b>427-5051</b>	
		Sleeve Assembly	6	226-1522	6	226-1522
		Rod Bearing	6	CB-759AL	6	CB-759AL
		Undersizes		AL-10-20-30		AL-10-20-30
		Main Bearing Set	1	MS-874AL	1	MS-874AL
		Undersizes		AL-10-20		AL-10-20
		Head Set	1	HS3801	1	HS3801
		Lower Set / Oil Pan Set	1	CS3901	1	OS21788
		Timing Cover Seal Set	1	46489		
		Rear Main Seal Set	1	62700		

# JOHN DEERE ENGINE KITS

Line	Application	Part Description	Qty	Overhaul	Qty	Kit Frame
53	303; Gasoline; LP Gas; Cyl.6 Combine 55, 95 Early Engine; Two Grooves In Sleeve.	<b>Kit Number</b>	<b>427-1052</b>		<b>427-5052</b>	
		Sleeve Assembly	6	226-1525	6	226-1525
		Rod Bearing	6	CB-759AL	6	CB-759AL
		Undersizes		AL-10-20-30		AL-10-20-30
		Main Bearing Set	1	MS-874AL	1	MS-874AL
		Undersizes		AL-10-20		AL-10-20
		Head Set	1	HS3801	1	HS3801
		Lower Set / Oil Pan Set	1	CS3901	1	OS21788
54	4202G; Gasoline; Cyl.4 Combine 3300, Wheel Tractor 2520 Engine To S/N 157353; Three Sealing Rings And Two Grooves In Sleeve.	<b>Kit Number</b>	<b>427-1053</b>		<b>427-5053</b>	
		Sleeve Assembly	4	226-1525	4	226-1525
		Rod Bearing	4	CB-637P	4	CB-637P
		Undersizes		P-10-20-30		P-10-20-30
		Main Bearing Set	1	MS-873AL	1	MS-873AL
		Undersizes		AL-10-20		AL-10-20
		Head Set	1	HS3800	1	HS3800
		Lower Set / Oil Pan Set	1	CS3800	1	OS32159
55	4202G; Gasoline; Cyl.4 Combine 3300, Wheel Tractor 2520 Engine To S/N 157354; Three Sealing Rings; No Grooves In Sleeves.	<b>Kit Number</b>	<b>427-1054</b>		<b>427-5054</b>	
		Sleeve Assembly	4	226-1522	4	226-1522
		Rod Bearing	4	CB-637P	4	CB-637P
		Undersizes		P-10-20-30		P-10-20-30
		Main Bearing Set	1	MS-873AL	1	MS-873AL
		Undersizes		AL-10-20		AL-10-20
		Head Set	1	HS3800	1	HS3800
		Lower Set / Oil Pan Set	1	CS3800	1	OS32159
56	4201; Gasoline; Cyl.4 Wheel Tractor 3010 With Blocks Marked R26150 And R26160; Standard Bore.	<b>Kit Number</b>	<b>427-1055</b>		<b>427-5055</b>	
		Sleeve Assembly	4	226-1388	4	226-1388
		Rod Bearing	4	CB-669P	4	CB-669P
		Undersizes		P-2-10-20-30		P-2-10-20-30
		Main Bearing Set	1	MS-836P	1	MS-836P
		Undersizes		P-10-20		P-10-20
		Head Set	1	HS3217VY	1	HS3217VY
		Lower Set / Oil Pan Set	1	CS3850	1	OS21580
	Timing Cover Seal Set	1	47407			
	Rear Main Seal Set	1	46829			

# JOHN DEERE ENGINE KITS

Kit No.	Application	Part Description	Qty	Overhaul	Qty	R-Frame
57	<b>6301; Gasoline; Cyl.6</b> Wheel Tractor 4010 Except Blocks Marked R40930, R40940, R49550; Standard Bore.	<b>Kit Number</b>	<b>427-1056</b>		<b>427-5056</b>	
		Sleeve Assembly	6	226-1388	6	226-1388
		Rod Bearing	6	CB-669P	6	CB-669P
		Undersizes	P-2-10-20-30		P-2-10-20-30	
		Main Bearing Set	1	MS-838P	1	MS-838P
		Undersizes	P-20		P-20	
		Head Set	1	HS3214VC	1	HS3214VC
		Lower Set / Oil Pan Set	1	CS3846Y	1	OS20552
		Timing Cover Seal Set	1	47407		
		Rear Main Seal Set	1	46829		
58	<b>4219T Turbocharged; Diesel; Cyl.4</b> Loader JD450C With 1-3/8" Piston Pin.	<b>Kit Number</b>	<b>427-1060</b>		<b>427-5060</b>	
		Sleeve Assembly	4	226-1584	4	226-1584
		Rod Bearing	4	CB-759AL	4	CB-759AL
		Undersizes	AL-10-20-30		AL-10-20-30	
		Rod Bolts	8	216-7131	8	216-7131
		Main Bearing Set	1	MS-875AL	1	MS-875AL
		Undersizes	AL-10-20-30		AL-10-20-30	
		Head Set	1	HS3900	1	HS3900
		Lower Set / Oil Pan Set	1	CS3900	1	OS32159
		Timing Cover Seal Set	1	46489		
Rear Main Seal Set	1	62700				
59	<b>6301; Gasoline; Cyl.6</b> Wheel Tractor 4010 With Blocks Marked R40930, R40940, R49550; Standard Bore.	<b>Kit Number</b>	<b>427-1061</b>		<b>427-5061</b>	
		Sleeve Assembly	6	226-1388	6	226-1388
		Rod Bearing	6	CB-669P	6	CB-669P
		Undersizes	P-2-10-20-30		P-2-10-20-30	
		Main Bearing Set	1	MS-1528P	1	MS-1528P
		Undersizes	P-10-20-30		P-10-20-30	
		Head Set	1	HS3214VC	1	HS3214VC
		Lower Set / Oil Pan Set	1	CS3846Y	1	OS20552
		Timing Cover Seal Set	1	47407		
		Rear Main Seal Set	1	46829		
60	<b>6381; Diesel; Cyl.6</b> Wheel Tractor 4010 With Blocks Marked R40930, R40940, R49550; 4.250" Overbore.	<b>Kit Number</b>	<b>427-1062</b>		<b>427-5062</b>	
		Sleeve Assembly	6	226-1779	6	226-1779
		Rod Bearing	6	CB-669P	6	CB-669P
		Undersizes	P-2-10-20-30		P-2-10-20-30	
		Rod Bolts	12	216-7129	12	216-7129
		Main Bearing Set	1	MS-1529P	1	MS-1529P
		Undersizes	P-10-20-30		P-10-20-30	
		Head Set	1	HS3214VW	1	HS3214VW
		Lower Set / Oil Pan Set	1	CS3846Y	1	OS20552
		Timing Cover Seal Set	1	47407		
Rear Main Seal Set	1	46829				

# JOHN DEERE ENGINE KITS

Kit	Application	Part Description	Qty	Overhaul	Qty	Kit Name
61	6531T Turbocharged; Diesel; Cyl.6 Wheel Tractor 7520	<b>Kit Number</b>		<b>427-1063</b>		<b>427-5063</b>
		Sleeve Assembly	6	226-1709	6	226-1709
		Rod Bearing	6	CB-1225AL	6	CB-1225AL
		Undersizes		AL-10-20-30		AL-10-20-30
		Rod Bolts	12	216-7130	12	216-7130
		Main Bearing Set	1	MS-1453AL	1	MS-1453AL
		Undersizes		AL-10		AL-10
		Head Set	1	HS3862	1	HS3862
		Lower Set / Oil Pan Set	1	CS3903	1	OS20553
		Timing Cover Seal Set	1	47407		
Rear Main Seal Set	1	SS48173				

## MODEL and ENGINE INDEX

### WHEEL TRACTORS

Model	Fuel	Line No.	Model	Fuel	Line No.
A	Gasoline	109	440	Gasoline	76
AO	Gasoline	109	440	WithDetroit Diesel 2-53 Engine	28
AR	Gasoline	109	450BT	Diesel6329D Eng. (Early) · 4030 To S/N 277549	55
B	Gasoline	92,99	520	Gasoline	101
BI	Gasoline	92	530	Gasoline	101
BN	Gasoline	92,99	620	Gasoline	111
BNH	Gasoline	99	630	Gasoline	111
BO	Gasoline	92	720	Diesel	113
BR	Gasoline	92	730	Diesel	113
BW	Gasoline	92,99	790	Diesel	98
BWH	Gasoline	99	792	Diesel	98
JD300	Gasoline	14	820	Gasoline	14
JD300	Diesel	21	820	Diesel	21
JD303A	Diesel	57	830	Gasoline	14
JD350	Gasoline	14	830	Diesel	21
JD350	Diesel	21	890	DieselNat. Asp.	94
JD500	GasolineTo S/N 049999	36	890	DieselTurbo Charged	98
JD500	GasolineS/N 050000-Up	37	1010	Gasoline	4
JD500	DieselTo S/N 049999	72	1010	Diesel	10
JD500	DieselS/N 050000-Up	73	1020	Gasoline	14
JD500A	GasolineTo S/N 049999	36	1020	Diesel	21
JD500A	GasolineS/N 050000-Up	37	1030	Gasoline	14
JD500A	DieselTo S/N 049999	72	1030	Diesel	21
JD500A	DieselS/N 050000-Up	73	1520	GasolineS/N 158994-Up	46
JD510	Diesel	84	1520	Diesel	40
JD600	GasolineTo S/N 200999	38	1530	DieselS/N 178601 to 179600	48
JD600	GasolineS/N 201000-Up	39	1530	DieselS/N 179601-Up	49
JD600	DieselTo S/N 214999	74	2010	Gasoline	7
JD600	Diesel381 Power Unit S/N 215000-Up	75	2010	Diesel	10
JD600	DieselJD404 Power Unit S/N 215000-Up	85	2020	Diesel501 Eng.	15
JD644	GasolineTo S/N 200999	38	2020	Diesel503 Eng.	25
JD644	GasolineS/N 201000-Up	39	2020	Gasoline503 Eng.	26
JD644	DieselTo S/N 214999	74	2020	Gasoline	17
JD644	DieselS/N 215000-Up	75	2020	Diesel	22
JD690	GasolineTo S/N 200999	38	2030	Gasoline4219G Eng.	45
JD690	GasolineS/N 201000-Up	39	2030	DieselS/N 134700 to 211699	43
JD690	DieselTo S/N 214999	74	2030	DieselS/N 211700 to 277615	51
JD690	DieselS/N 215000-Up	75	2030	DieselS/N 277616-Up	52
JD700	Diesel	102	2040	DieselS/N 178601-179600	48
JD700A	Diesel	103	2040	DieselS/N 179601-Up	49
LA	Gasoline	3	2040	Diesel	60
M	Gasoline	34	2140	Diesel	60
40	Gasoline	35	2150	Diesel	60
50	Gasoline	99	2155	Diesel	60
50	FlexFuel	100	2240	Diesel	60
60	Gasoline	110	2250	Diesel	60
70	Gasoline	112	2255OV	Diesel	60
301	Gasoline	14	2255	Diesel	60
301	Diesel	21	2350	Diesel	62
JD302	DieselS/N 178601 to 1789600	48	2355	Diesel	62
JD302	DieselS/N 179601-Up	49	2355M	Diesel	60
320	GasolineTo S/N 320854	34	2355N	Diesel	61
320	GasolineS/N 320855-Up	35	2440	Diesel	52
330	Gasoline	35	2510	Gasoline	17
420	Gasoline	76	2510	Diesel	22
430	Gasoline	76	2520	Gasoline	19
435	WithDetroit Diesel 2-53 Engine	28	2520	Gasoline4202G Eng.	23

### WHEEL LOADERS

Model	Fuel	Line No.	Model	Fuel	Line No.
JD300	Gasoline	14	JD301A	Gasoline	14
JD300	Diesel	21	JD301A	Diesel	21
JD300A	Gasoline	14	JD302	Gasoline	50
JD300A	Diesel	21	JD302	Diesel	48,49
JD300B	Gasoline	14	JD302A	Gasoline	50
JD300B	Diesel	21	JD302A	Diesel3164D Engine S/N 178601 to 179601	48



## MODEL and ENGINE INDEX

### WHEEL TRACTORS

Model	Fuel	Line No.	Model	Fuel	Line No.
2520	Diesel	42	4320	Diesel	86
2550	Diesel	62	4401	Gasoline	76
2550	Diesel4239A Eng.	59	4401C	Gasoline	76
2555	Diesel	62	4401CD	WithDetroit Diesel 2-53 Engine	28
2630	Diesel	67	4401D	WithDetroit Diesel 2-53 Engine	28
2640	Diesel	67	4430	Diesel	89
2750	Diesel	63	4440	Diesel6404T Eng.	81
2755	Diesel	63	4440	DieselJD404 Power Unit	85
2840	Diesel	56	4440	Diesel6466D Naturally Aspirated	94
2855	Diesel	63	4440	Diesel6466T Turbo-Aftercooled	95
2855N	Diesel	63	4450	Diesel6466D Naturally Aspirated	94
2940	Diesel	64	4450	Diesel6466TF Turbo-Charged	97
2950	Diesel	64	4455	Diesel6466T/TA Eng.	98
2955	Diesel	64	4520	Diesel	86
3010	GasolineTo S/N 049999	36	4620	Diesel	86
3010	GasolineS/N 050000-Up	37	4630	Diesel	89
3010	DieselTo S/N 049999	72	4640	Diesel	95
3010	DieselS/N 050000-Up	73	4650	Diesel	97
3020	GasolineTo S/N 122999	77	4840	Diesel	95
3020	GasolineS/N 123000-Up	82	4850	Diesel	96
3020	DieselTo S/N 122999	79	5010	Diesel	102
3020	DieselS/N 123000-Up	84	5020	Diesel6531D Eng.	103
3120	Diesel	57	5020	Diesel6619T To S/N 033814	106
3130	Diesel	57	5020	Diesel6619T S/N 033815 to 049059	107
3150	Diesel	64	5020	Diesel6619T S/N 049060-Up	108
3155	Diesel	64	6030	Diesel6531A Eng. Turbo	104
4000	GasolineTo S/N 200999	78	6030	Diesel6531D Eng.	103
4000	GasolineS/N 201000-Up	83	6030	Diesel6531T Eng. Turbo	105
4000	DieselTo S/N 200999	80	6540	Diesel6619T To S/N 033814	106
4000	DieselS/N 201000-Up	85	6540	Diesel6619T S/N 033815 to 049059	107
4010	GasolineTo S/N 200999	38	6540	Diesel6619T S/N 049060-Up	108
4010	GasolineS/N 201000-Up	39	6545	Diesel6619T To S/N 033814	106
4010	DieselTo S/N 214999	74	6545	Diesel6619T S/N 033815 to 049059	107
4010	DieselS/N 215000-Up	75	6545	Diesel6619T S/N 049060-Up	108
4020	GasolineTo S/N 200999	78	7020	DieselTo S/N 335845	86
4020	GasolineS/N 201000-Up	83	7020	DieselS/N 335846-Up	89
4020	DieselTo S/N 200999	80	7520	Diesel6531A Eng.	104
4020	DieselS/N 201000-Up	85	7520	Diesel6531T Eng. Turbo	105
4030	Gasoline	20	8010	WithDetroit Diesel 6-71 Engine	90
4030	DieselTo S/N 277549 (Early)	55	8020	WithDetroit Diesel 6-71 Engine	90
4030	DieselS/N 277550-Up	56	8010	WithDetroit Diesel 6-71E Engine	91
4040	Diesel6404T Eng.	81	8020	WithDetroit Diesel 6-71E Engine	91
4040	Diesel6404D Eng.	88	8430	Diesel	95
4040	Diesel6466D Eng.	94	8440	Diesel	95
4040	Diesel6466T/TA Eng.	98	8450	DieselTo S/N 231857	95
4050	Diesel6359T Eng. S/N 6593-Up	65	8630	Diesel6619T To S/N 033814	106
4050	Diesel6466D Eng.	94	8630	Diesel6619T S/N 033815 to 049059	107
4050	Diesel6466T/TA Eng.	98	8630	Diesel6619T S/N 049060-Up	108
4055	Diesel6466T/TA Eng.	98	8640	Diesel6619T To S/N 033814	106
4230	Diesel	88	8640	Diesel6619T S/N 033815 to 049059	107
4240	Diesel6404T Eng.	81	8640	Diesel6619T S/N 049060-Up	108
4240	DieselJD404 Power Unit	85	8650	Diesel6619T To S/N 033814	106
4240	Diesel6466D Eng.	94	8650	Diesel6619T S/N 033815 to 049059	107
4240	Diesel6466T/TA Eng.	98	8650	Diesel6619T S/N 049060-Up	108
4250	Diesel6466D Eng.	94			
4255	Diesel6466TF Eng.	97			
4255	Diesel6466T/TA Eng.	98			

### WHEEL LOADERS

Model	Fuel	Line No.	Model	Fuel	Line No.
JD302A	Diesel3164D S/N 179602 - Up	49	JD401B	Gasoline4219G Eng.	45
JD310	Diesel	48,49	JD410	GasolineTo S/N 192001	19
JD350C	Gasoline	14	JD410	DieselTo S/N 141864, S/N 142980 to 143969	43
JD350C	Diesel	21	JD410	DieselS/N 141865 to 142979, 143970 to 189345	51
JD400	Gasoline	17	JD410	DieselS/N 189346-Up	52
JD400	Diesel	22	JD440C	Diesel4276D Eng.	67

## WHEEL LOADERS

Model	Fuel	Line No.	Model	Fuel	Line No.
JD440C	Diesel4276T Eng.	68	JD544	Gasoline	20
JD444	Diesel6329D Eng.	57	JD544	DieselJD303D Power Unit	27
JD444	Diesel6329T Eng.	58	JD544	Diesel6329D Engine	57
JD444C	Diesel6329D Eng.	57	JD544A	Diesel6329D Eng.	57
JD444C	Diesel6329T Eng.	58	JD544A	Diesel6329T Eng.	58
JD450	Gasoline	17	JD544B	Diesel6414D Eng.	69
JD450	Diesel	22	JD544B	Diesel6414T Eng.	70
JD480B	Gasoline4219G Eng.	45	JD544C	Diesel	70
JD500	GasolineTo S/N 123113	77	JD555	Diesel4276T Eng.	68
JD500	GasolineS/N 123114-Up	81	JD570	Diesel6329T Eng.	58
JD500	DieselTo S/N 123113	79	JD570A	Diesel6329T Eng.	58
JD500	DieselS/N 123114-Up	84	JD600	GasolineTo S/N 214999	78
JD500A	GasolineTo S/N 123113	77	JD600	GasolineS/N 215000-Up	83
JD500A	GasolineS/N 123114-Up	82	JD600	DieselTo S/N 214999	80
JD500A	DieselTo S/N 123113	79	JD600	DieselS/N 215000-Up	85
JD500A	DieselS/N 123114-Up	84	JD640	Diesel	70
JD500B	GasolineTo S/N 123113	77	JD644	Diesel	86
JD500B	GasolineS/N 123114-Up	82	JD644A	Diesel	86
JD500B	DieselTo S/N 123113	79	JD644C	Diesel	98
JD500B	DieselS/N 123114-Up	84	JD655	Diesel	70
JD500C	Diesel	84	JD755	Diesel	70
JD510	Diesel	84	JD755A	Diesel	70
JD540A	Diesel6329T Eng.	58	JD855	Diesel6619T To S/N 033814	106
JD540B	Diesel4276T Eng.	68	JD855	Diesel6619T S/N 033815 to 049059	107

## CRAWLER TRACTORS, SKIDDERS, LIFT TRUCKS, CRAWLER DOZERS

Model	Fuel	Line No.	Model	Fuel	Line No.
JD45	DieselCrawler Tractor	62	JD450	DieselSkidder 501 Eng.	15
JD54	DieselCrawler Tractor	62	JD450	DieselSkidder 503 Eng.	25
JD55	DieselCrawler Tractor	64	JD450	GasolineSkidder	26
JD65	DieselCrawler Tractor	65	JD450B	DieselCrawler Tractor 4219D Eng.	51
JD300	GasolineCrawler Tractor	14	JD450B	DieselCrawler Tractor 4219T Eng.	53
JD300	DieselCrawler Tractor	21	JD450C	Diesel4219T Eng. Crawler Tractor	52
JD350B	GasolineCrawler Tractor	14	JD450C	DieselCrawler Tractor 4219T Eng.	53
JD350B	DieselCrawler Tractor	21	JD450D	Diesel4219T Eng. Crawler Tractor	52
JD350C	GasolineCrawler Tractor	14	JD480	GasolineLift Truck	17
JD350C	DieselCrawler Tractor	21	JD480	DieselLift Truck	22
JD380	GasolineLift Truck	14	JD540	DieselSkidder	57
JD380	DieselLift Truck	21	JD540A	DieselSkidder 6329D Eng.	57
JD400	DieselSkidder 501 Eng.	15	JD540A	DieselSkidder 6329T Eng.	58
JD400	DieselSkidder 503 Eng.	25	JD550	DieselCrawler Tractor	68
JD400	GasolineSkidder	26	JD555	DieselCrawler Dozer	68
JD440	GasolineSkidder (3.86" Bore To S/N 49999)	18	JD640	DieselSkidder	69
JD440	DieselSkidder (3.86" Bore To S/N 49999)	24	JD740	DieselSkidder	81
JD440	Diesel	44	JD740A	DieselSkidder	98
JD440	DieselSkidder 4219T Eng.	53	JD750	DieselCrawler Tractor	70
JD440A	DieselSkidder 4219T Eng.	53	JD750	DieselCrawler Dozer	69
JD440B	DieselSkidder 4219T Eng.	53	JD755	DieselCrawler Tractor	70
JD450	DieselCrawler	15	JD755	DieselCrawler Dozer	69
JD450	GasolineCrawler	26	JD850	Diesel6619T To S/N 033814, Crawler Tractor	106

## GRADERS, EXCAVATORS, SCRAPERS, COMBINES, HARVESTERS

Model	Fuel	Line No.	Model	Fuel	Line No.
B	GasolineCombine	13	JD670A	DieselGrader 6414D Eng.	69
H	GasolineCombine	13	JD670A	DieselGrader 6414T Eng.	70
LA	GasolineCombine	3	JD672A	DieselGrader 6414D Eng.	69
LU	GasolineCombine	3	JD672A	DieselGrader 6414T Eng.	70
P	GasolineCombine	13	JD690	DieselExcavator	86
JD34	DieselExcavator	62	JD690A	DieselExcavator	86
JD44	DieselExcavator	62	JD690B	DieselExcavator	86
JD54	DieselExcavator	64	JD760	DieselScraper	103
JD570	DieselGrader JD303D Power Unit	27	JD760A	DieselScraper	103
JD570	DieselGrader 6329D Eng.	57	JD762	Diesel6619T To S/N 033814 Scraper	106
JD570	DieselGrader 6329T Eng.	58	JD762	Diesel6619T S/N 033815 to 049059 Scraper	107
JD570A	DieselGrader 6329D Eng.	57	JD762	Diesel6619T S/N 049060-Up Scraper	108
JD570A	Diesel6329D Grader S/N 210208	54	JD762A	DieselScraper To S/N 239486	95
JD570A	DieselGrader 6329T Eng.	58	JD762A	DieselScraper S/N 239487-Up	96
JD670	DieselGrader 6414D Eng.	69	JD862	Diesel6619T To S/N 033814 Scraper	106
JD670	DieselGrader 6414T Eng.	70	JD862	Diesel6619T S/N 033815 to 049059 Scraper	107

## WHEEL LOADERS

Model	Fuel	Line No.	Model	Fuel	Line No.
JD855	Diesel6619T S/N 049060-Up	108	444E	Diesel4276T Eng.	68
210C	Diesel	62	444E	Diesel6359T Eng.	65
300B	Gasoline	14	500C	Diesel	84
300B	Diesel	21	510	Diesel	84
301	Gasoline	14	510B	Diesel	67
301	Diesel	21	510C	Diesel4276T Eng.	68
302	Diesel	48,49	515B	Diesel4239D Eng.	62
302A	Diesel	49	515B	Diesel4239T Eng.	63
310C	Diesel4239D Eng.	62	540B	Diesel	68
310C	Diesel4239T Eng.	63	544C	Diesel	70
310D	Diesel	63	544D	Diesel	70
315C	Diesel4239D Eng.	62	544E	Diesel	65
315C	Diesel4239T Eng.	63	610B	Diesel	68
344E	Diesel	67	610C	Diesel	68
410C	Diesel4276D Eng.	67	624E	Diesel	70
410C	Diesel4276T Eng.	68	640	Diesel	70
415B	Diesel3179D Eng.	60	644C	Diesel	98
415B	Diesel4239D Eng.	62	644D	Diesel	98
440C	Diesel4276T Eng.	68	644E	Diesel	70
444C	Diesel6329D Eng.	57	710B	Diesel6329T Eng.	58
444C	Diesel6329T Eng.	58	710B	Diesel6359T Eng.	65
444CH	Diesel6329T Eng.	58	710C	Diesel	65
444D	Diesel6329D Eng.	57	755	Diesel	70
444D	Diesel6359D Eng.	64			

## CRAWLER TRACTORS, SKIDDERS, LIFT TRUCKS, CRAWLER DOZERS

Model	Fuel	Line No.	Model	Fuel	Line No.
JD850	Diesel6619T S/N 033815 to 049059 Crawler Tractor	107	550G	DieselCrawler Tractor	68
JD850	Diesel6619T S/N 049060-Up Crawler Tractor	108	555	DieselCrawler Tractor	68
JS450	DieselCrawler	25	555	DieselCrawler Dozer	68
340D	DieselSkidder 4276D Eng.	67	555A	DieselCrawler Tractor	68
340D	DieselSkidder 4276T Eng.	68	555B	DieselCrawler Tractor	68
400G	DieselCrawler Tractor	62	555G	DieselCrawler Tractor	68
440D	DieselSkidder	68	640	DieselSkidder	70
446D	DieselSkidder	68	640D	DieselSkidder	70
450C	DieselCrawler Tractor 4219T Eng.	53	648D	DieselSkidder	70
450D	DieselCrawler Tractor	53	650G	DieselCrawler Tractor	68
450E	DieselCrawler Tractor 4276D Eng.	67	655	DieselCrawler Tractor	70
450E	DieselCrawler Tractor 4276T Eng.	68	655B	DieselCrawler Tractor	70
450G	DieselCrawler Tractor	68	750	DieselCrawler Tractor	70
455D	DieselCrawler Tractor	53	750B	DieselCrawler Tractor	70
455E	DieselCrawler Tractor 4276D Eng.	67	755	DieselCrawler Tractor	70
455E	DieselCrawler Tractor 4276T Eng.	68	755A	DieselCrawler Tractor	70
455G	DieselCrawler Tractor	68	755B	DieselCrawler Tractor	70
482C	DieselLift Truck	62	850	Diesel6619T To S/N 033814 Crawler Tractor	106
540D	DieselSkidder	68	850	Diesel6619T S/N 033815 to 049059 Crawler Tractor	107
548D	DieselSkidder	68	850	Diesel6619T S/N 049060-Up Crawler Tractor	108
550	DieselCrawler Tractor	68	850B	DieselCrawler Tractor	98
550A	DieselCrawler Tractor	68			
550B	DieselCrawler Tractor	68			

## GRADERS, EXCAVATORS, SCRAPERS, COMBINES, HARVESTERS

Model	Fuel	Line No.	Model	Fuel	Line No.
JD862	Diesel6619T S/N 049060-Up Scraper	108	105	DieselCombine 248 Eng.	31
JD890	Diesel6619T To S/N 033814 Excavator	106	105	GasolineCombine	30
JD890	Diesel6619T S/N 033815 to 049059 Excavator	107	105	LPGCombine	32
JD890	DieselS/N 049060-Up Excavator	108	105R	GasolineCombine	30
17	GasolineCombine	13	105R	DieselCombine 248 Eng.	31
36A	GasolineCombine	13	105R	LPGCombine	32
45	GasolineCombine	29	290D	Diesel4039D, 4239D Nat. Asp. Combine	62
55	GasolineCombine	9	290D	Diesel4039T, 4039A, 4239T Combine	63
65	GasolineCombine	2	350D	DieselExcavator	60
70	Diesel4039D, 4239D Nat. Asp. Combine	62	355D	DieselExcavator	60
70	Diesel4039T, 4039A, 4239T Combine	63	482	DieselHarvester	57
70D	Diesel4039D, 4239D Nat. Asp. Combine	62	484	DieselHarvester	57
70D	Diesel4039T, 4039A, 4239T Combine	63	490	DieselCombine 4239D Eng.	62
95	GasolineCombine	9	490	DieselCombine 4239T Eng.	63
105	DieselCombine	80	490D	DieselExcavator	67
105R	DieselCombine	80	493D	DieselExcavator	67

# JOHN DEERE

## GRADERS, EXCAVATORS, SCRAPERS, COMBINES, HARVESTERS

Model	Fuel	Line No.	Model	Fuel	Line No.
495D	Diesel	68	790D	Diesel	98
570A	Diesel	55	792	Diesel	98
570A	Diesel	56	793D	Diesel	98
499	Diesel	57	862	Diesel	106
570A	Diesel	58	862	Diesel	107
570B	Diesel	57	862	Diesel	108
570B	Diesel	58	862B	Diesel	106
590D	Diesel	68	862B	Diesel	107
595	Diesel	68	862B	Diesel	108
595D	Diesel	68	890	Diesel	106
670A	Diesel	70	890	Diesel	107
670B	Diesel	70	890	Diesel	108
672	Diesel	70	890A	Diesel	106
672A	Diesel	70	890A	Diesel	107
672B	Diesel	70	890A	Diesel	108
690B	Diesel	81	892D	Diesel	98
690C	Diesel	98	992D	Diesel	106
690D	Diesel	70	992D	Diesel	107
699	Diesel	57	992D	Diesel	108
743A	Diesel	98	3300	Gasoline	19
762A	Diesel	98	3300	Gasoline	45
762B	Diesel	98	3300	Diesel	43
770A	Diesel	98	4325	Diesel	57
770B	Diesel	98	4400	Diesel	57
772A	Diesel	98	4420	Diesel	57
772B	Diesel	98	5200	Diesel	81
790	Diesel	98	5200	Diesel	104

## COMPACTORS, BUNCHERS, PICKERS, MOWERS, WINDROWERS, STRIPPERS

Model	Fuel	Line No.	Model	Fuel	Line No.
JD646	Diesel	81	693D	Diesel	70
JD646B	Diesel	81	699	Diesel	57
JD646C	Diesel	98	780	Gasoline	5
JD693B	Diesel	81	780	Gasoline	5
JD743	Diesel	98	830	Gasoline	1
JD743A	Diesel	98	830	Gasoline	1
643	Diesel	70	2250	Gasoline	1
646C	Diesel	98	2250	Gasoline	1
693C	Diesel	98	2320	Gasoline	1

## ROLLERS, SWEEPERS

Model	Fuel	Line No.	Model	Fuel	Line No.
CA15	Diesel	62	CA21	Diesel	62

## ENGINES and POWER UNITS

Model	Fuel	Line No.	Model	Fuel	Line No.
DD 2-53	Diesel	28	JD164	Diesel	40
DD 6-71	Diesel	90	HA165	Gasoline	10
DD 6-71E	Diesel	91	JD180G	Gasoline	17
HA115G	Gasoline	34,35	JD202G	Gasoline	19
HA145G	Gasoline	8	JD202D	Diesel	22
HA155	Diesel	10	JD217G	Gasoline	9
HA165	Diesel	10	303G	Gasoline	20
HA217G	Gasoline	9	JD303D	Diesel	27
HB145G	Gasoline	8	JD329G	Gasoline	47
HB217G	Gasoline	9	JD329D	Diesel	41,56
HC145G	Gasoline	8	JD404	Diesel	80
HC217G	Gasoline	9	JD404	Diesel	85
HD145G	Gasoline	8	JD404	Diesel	87
HD217G	Gasoline	9	501	Diesel	15
HE217G	Gasoline	9	501	Gasoline	16
HG217G	Gasoline	9	503	Diesel	25
JD115G	Gasoline	4	503	Gasoline	26
135G	Gasoline	14	JX4C3	Gasoline	12
JD145G	Gasoline	8	JXC	Gasoline	13
3152D	Diesel	21	LU	Gasoline	3

## GRADERS, EXCAVATORS, SCRAPERS, COMBINES, HARVESTERS

Model	Fuel	Line No.	Model	Fuel	Line No.
5200	Diesel6531T Turbo Eng. Harvester	105	6600	GasolineCombine To S/N 218730	20
5400	DieselHarvester 6404T Eng.	81	6600	DieselCombine To S/N 210981, 212322 to 212401	54
5400	Diesel6531A Turbo Eng. Harvester	104	6600	DieselCombine S/N 210982 to 212321, 212402 to 277647	55
5400	Diesel6531T Turbo Eng. Harvester	105	6600	DieselCombine S/N 277648-Up	56
5440	DieselHarvester 6404T Eng.	81	6600	DieselCombine JD404 Power Unit	85
5440	Diesel6619T Turbo Eng. To S/N 033814 Harvester	106	6600	DieselCombine 6404T Eng.	81
5440	Diesel6619T Turbo Eng. S/N 033815 to 049059 Harvester	107	6602	DieselCombine 6404T Eng.	81
5440	Diesel6619T Turbo Eng. S/N 049060-Up Harvester	108	6602	DieselCombine 6466D Eng.	94
5460	Diesel6619T Turbo Eng. To S/N 033814 Harvester	106	6602	DieselCombine 6466T/TA Eng.	98
5460	Diesel6619T Turbo Eng. S/N 033815 to 049059 Harvester	107	6602	DieselCombine 6466D Eng.	94
5460	DieselEng. S/N 049060-Up Harvester	108	6620	DieselCombine 6466T/TA Eng.	98
5640	Diesel6404T Eng. Harvester	81	6620	DieselCombine 6466D Eng.	94
5640	Diesel6619T Eng. To S/N 033814 Harvester	106	6622	DieselCombine 6466D Eng.	94
5640	Diesel6619T Eng. S/N 033815 to 049059 Harvester	107	6622	DieselCombine 6466T/TA Eng.	98
5640	Diesel6619T Eng. S/N 049060-Up Harvester	108	7440	DieselHarvester	64
5720	DieselHarvester	98	7445	DieselHarvester	65
5730	DieselHarvester	98	7484	DieselHarvester	65
5820	DieselEng. To S/N 033814 Harvester	106	7700	DieselCombine S/N 422365-Up 6404D Eng.	88
5820	Diesel6619T Eng. S/N 033815 to 049059 Harvester	107	7700	DieselCombine 6404T Eng.	89
5820	DieselHarvester S/N 049060-Up	108	7720	DieselCombine 6466D Eng.	94
5822	Diesel6619T Eng. To S/N 033814 Harvester	106	7720	DieselCombine 6466T/A Eng.	95
5822	Diesel6619T Eng. S/N 033815 to 049059 Harvester	107	8820	DieselCombine	98
5822	DieselHarvester S/N 049060-Up	108	9400	DieselCombine	65
5830	Diesel6619T Eng. To S/N 033814 Harvester	106	9900	DieselHarvester	64
5830	Diesel6619T Eng. S/N 033815 to 049059 Harvester	107	9910	DieselHarvester	64
5830	Diesel6619T Eng. S/N 049060-Up Harvester	108	9920	DieselHarvester	64
5950	DieselExcavator	68	9930	DieselHarvester	65

## COMPACTORS, BUNCHERS, PICKERS, MOWERS, WINDROWERS, STRIPPERS

Model	Fuel	Line No.	Model	Fuel	Line No.
2320	GasolineWindrower	1	7445	DieselStripper	65
2340	GasolineWindrower	1	7484	DieselStripper	65
2360	DieselWindrower	62	9900	DieselPicker	64
2420	GasolineMower	1	9910	DieselPicker	64
2420	GasolineWindrower	1	9920	DieselPicker	64
3430	Diesel4239D Eng. To S/N 809840 Windrower	62	9930	DieselPicker	65
3430	Diesel4239T Eng. S/N 809841-Up Windrower	63	9940	DieselPicker	98
3830	DieselWindrower	63	9950	DieselPicker	98
7440	DieselStripper	64			

## ROLLERS, SWEEPERS

Model	Fuel	Line No.	Model	Fuel	Line No.
993AM	DieselSweeper	63			











## ENGINES and POWER UNITS

Model	Fuel	Line No.	Model	Fuel	Line No.
NA217G	Gasoline/CNG/LPG217 CID (3.6L)	9	190	Gasoline190 CID (3.1L)	99
NB217G	Gasoline217 CID (3.6L)	9	190	FlexFuel 190 CID (3.1L)	100
TA145G	Gasoline/LPG45 CID (2.4L)	8	190	Gasoline190 CID (3.1L)	101
TA217G	Gasoline/CNG/LPG217 CID (3.6L)	9	201	Gasoline201 CID (3.3L) To S/N 049999	36
QXD3	Gasoline230 CID (3.8L) Hercules	2	201	Gasoline/LPG201 CID (3.3L) S/N 50000-Up	37
VG4D	Gasoline157 CID (2.6L) Wisconsin V4	5	202	Gasoline202 CID (3.3L)	23
77	GasolineLU 77 CID (1.3L)	3	202	Diesel503 202 CID (3.3L)	25
106	Diesel2-53 Detroit Diesel 106 CID (1.7L)	28	202	Gasoline503 202 CID (3.3L)	26
113	Gasoline113 CID (1.9L)	76	217	Gasoline217 CID (3.6L)	9
135G	Gasoline135 CID (2.2L)	14	217	LPG217 cid (3.6L)	9
145	Diesel145 CID (2.4L)	6	219	Gasoline219 CID (3.6L)	45
145	Gasoline145 CID (2.4L)	7	225	GasolineOHV Chrysler Ind 225 CID (3.7L)	1
145	LPG145 CID (2.4L)	7	230	GasolineQXD3 Hercules 230 CID (3.8L)	2
155	Diesel155 CID (2.5L)	11	239	Diesel239 CID (3.9L)	59
157	GasolineVG4D 157 CID (2.6L) Wisconsin V4	5	248	Gasoline248 CID (4.1L)	30
165	Gasoline165 CID (2.7L)	29	248	Diesel248 CID (4.1L)	31
175	Gasoline175 CID (2.9L)	92	248	LPG248 CID (4.1L)	32
180	Diesel501 180 CID (3.0L)	15	254	Diesel254 CID (4.2L) To S/N 049999	72
180	Gasoline501 180 CID (3.0L)	16	254	Diesel254 CID (4.2L) S/N 050000-Up	73
188	GasolineJX4C3 Hercules 188 CID (3.1L)	12	282	GasolineJXC Hercules 282 CID (4.6L)	13



## ENGINES and POWER UNITS

Model	Fuel	Line No.	Model	Fuel	Line No.
292	Gasoline	33	4039T	Diesel	63
301	Gasoline	38	4039A	Diesel	63
301	Gas	39	4045D	Diesel	67
303	Gasoline/LPG	111	4045H	Diesel	68
321	Gasoline	109,110	4045T	Diesel	68
378	Diesel	113	4180	Gasoline	18
378	Gasoline	112	4202	Diesel	24
381	Diesel	74	4202G	Gasoline	23
381	Diesel	75	4219D	Diesel	42,43
426	Diesel	90	4219G	Gasoline	45
426	Diesel	91	4219T	Diesel	44
3029D	Diesel	60	4219T	Diesel	51
3029T	Diesel	61	4219T	Diesel	52,53
3152D	Diesel	21	4227	Gasoline	77
3164D	Diesel	40,48,49	4239A	Diesel	59
3164G	Gasoline	46	4239D	Diesel	62
3164G	Gasoline	50	4239T	Diesel	63
3179D	Diesel	60	4241	Gasoline	82
3179T	Diesel	61	4270	Diesel	79,84
4039D	Diesel	62	4276D	Diesel	67

Line No.	Cyl. Dia.	No. Cyl.	ASSEMBLIES and COMPONENT PARTS							GASKET SETS												
			 Cylinder Kits	 Liners	 Pistons	 PISTON RINGS			 Pins 223-1	 Bushing 223-3	 Full Sets	 Lower Sets	 Head Sets	 Oil Pan Sets								
						Set No.	Comp.	Oil														
1	3.400"	6	225 CID (3.7L) OHV CHRYSLER IND. ENG.; MOWER, WINDROWER 830, 2250, 2320, 2340, 2420										<b>Full Set FS1162VE</b> <b>Head Set HS1162VE</b> <b>Head Gskt 1162VC</b> <b>Pan Set OS30920X</b> <b>Valve Cvr VS39745</b> <b>Manif Set MS16030</b> <b>Front Seal JV814</b> <b>Front Seal 66593RS</b> <b>Front Seal A223-1</b> <b>Rear Seal JV607</b> <b>Valve Seal VS-32</b> <b>Thrm Gskt C24109</b> <b>Water Gskt K27564</b> <b>Fuel Pump D27094</b>									
			226-8005	224-1397	40276CP	12-5/64"	6-3/16"			223-3484												
			226-8056																			
					50276CP	▲	12-5/64"	6-3/16"		223-3607												
			Notes: 1. Repair Sleeve 226-8006 (1/8" Wall 9-1/4" Long, Universal) 2. Repair Sleeve 226-8056 (3/32" Wall 9-1/4" Long, Universal) 3. 223-3484 Requires Light Reaming. 4. 223-3607 Requires Boring.  ▲ PlainCast Ring																			
			<ul style="list-style-type: none"> <li>● Repair Sleeve 0.020" Ground Steel</li> <li>■ Repair Sleeve 0.130" Nickel Plated Formed Steel</li> <li>◆ (3/4 Set Used); VST-1612 Tool Required</li> </ul>																			








## ENGINES and POWER UNITS

Model	Fuel	Line No.	Model	Fuel	Line No.
4276T	Diesel276 CID (4.5L)	68	6404T	Diesel404 CID (6.6L)	81,86,89
6059D	Diesel359 CID (5.9L)	64	6414D	Diesel414 CID (6.8L)	69
6059T	Diesel359 CID (5.9L)	65	6414G	Gasoline414 CID (6.8L)	71
6059A	Diesel359 CID (5.9L)	65	6414T	Diesel414 CID (6.8L)	70
6068D	Diesel414 CID (6.8L)	69	6466A	Diesel466 CID (7.6L)	95
6068T	Diesel414 CID (6.8L)	70	6466AF	Diesel466 CID (7.6L) S/N 233593-Up	96
6076T	Diesel466 CID (7.6L)	93	6466D	Diesel466 CID (7.6L)	94
6076A	Diesel466 CID (7.6L)	93	6466T	Diesel466 CID (7.6L)	95,98
6076H	Diesel466 CID (7.6L)	93	6466TA	Diesel466 CID (7.6L)	98
6101A	Diesel619 CID (10.1L) S/N 049060-Up	108	6466TF	Diesel466 CID (7.6L) S/N 253373-Up	97
6329D	Diesel329 CID (5.4L)	41,54,55,57	6531A	Diesel531 CID (8.7L)	104
6329G	Gasoline329 CID (5.4L)	47	6531D	Diesel531 cid (8.7L)	102
6329T	Diesel 329 CID (5.4L)	58	6531D	Diesel531 CID (8.7L)	103
6341	Gasoline341 CID (5.6L)	78	6531T	Diesel531 CID (8.7L)	105
6359D	Diesel359 CID (5.9L)	64	6619A	Diesel619 CID (10.1L) S/N 049060 - Up	108
6359G	Gasoline359 CID (5.9L)	66	6619T	Diesel619 CID (10.1L) To S/N 033814	106
6359T	Diesel359 CID (5.9L)	65	6619T	Diesel619 CID (10.1L) S/N 033815 to 049059	107
6362	Gasoline362 CID (5.9L)	83	6619T	Diesel619 CID (10.1L) S/N 049060-Up	108
6404A	Diesel404 CID (6.6L)	89			
6404D	Diesel404 CID (6.5L)	88			








Line No.	Exh. or Int.	VALVE TRAIN PARTS				BEARINGS			
		Valves	Guides	Springs	Keepers	Pos.	BEARINGS		Std. Shaft Diameter
							Standard Part No.	Undersizes	
1	Exh.	211-1701	217-3182	212-1071	216-5177	R.B.	CB-606G	1-10-20-30-40-60	2.1865/2.1875
	Int.	211-1700	217-3182	212-1071	216-5080 (T20077)	M.S.	MS-517P	10-20-30	
	Exh.	218-7463	ValveSeat			1	MB-1999P		2.7595/2.7505
	Int.	218-7619 (R43681)	ValveSeat			2-4	MB-2001P		2.7495/2.7505
						3	MB-2000P(F)		2.7495/2.7505
						Note:Forged Crankshaft, 1960 - 1976			
						C.S.	SH-874S		
		CAMSHAFT/TIMING COMPONENTS							
		229-1380	Camshaft Mechanical						
		213-1675	MechanicalLifter						








# JOHN DEERE

Line No.	Cyl. Dia.	No. Cyl.	ASSEMBLIES AND COMPONENT PARTS						GASKET SETS			
			Cylinder Kits	Liners	Pistons	PISTON RINGS			Pins 223-1 Bushing 223-3	Full Sets Lower Sets	Head Sets	
						Set No.	Comp.	Oil			Oil Pan Sets	
2	3.437"	6	<b>230 CID (3.8L) QXD3 HERCULES GASOLINE ENG. COMBINE 65</b>									
			<p style="text-align: center;"><b>S4701    3-1/8"    1-3/16"</b></p> <p>Notes:            1. Repair Sleeve 226-8006 (1/8" Wall, 9-1/4" Long, Universal)            2. Repair Sleeve 226-8056 (3/32" Wall, 9-1/4" Long, Universal)</p>						<p>Full Set <b>FS3159</b>◆            Full Set <b>FS1735</b>▲            Head Set <b>HS3159</b>◆            Head Set <b>HS1735</b>▲            Head Gskt<b>3159</b>◆            Head Gskt<b>1735</b>▲            Pan Set <b>OS20978</b>            Front Seal<b>49379</b>            Rear Seal <b>49822</b></p> <p>◆ (HC)- High Compression            ▲ (LC)- Low Compression</p>			
3	3.500"	2	<b>77 CID (1.3L) JOHN DEERE GASOLINE ENG.; LU POWER UNIT, WHEEL TRACTOR LA, COMBINE LA, LU</b>									
									<p>Full Set <b>FS1739</b></p> <p>Note: Timing Cover Seal and Rear Main Seal not Included</p>			
4	3.500"	4	<b>115 CID (1.9L) JD115G, GASOLINE POWER UNITS, WHEEL TRACTOR-1010</b>									
			<p style="text-align: center;"><b>S40369    3-3/32"    1-3/16"</b> (AT14700)</p>						<p style="text-align: center;"><b>223-3520</b> (T526T)</p> <p>Head Set <b>HS3243VY</b>            Lower Set <b>CS3243VC</b>●            Pan Set <b>OS20766</b>▲            Pan Set <b>OS20767</b>            Valve Cvr <b>VS38116</b>■            Front Seal<b>46328SF</b>            Rear Seal <b>46757</b>            Valve Seal<b>VS-2</b>◆</p> <p>● Use w/Head Set to Make Full Set            ▲ 1010 Type OR, RS &amp; UT            ■ 1010 Type RC, RU, RUS            ◆ (1/2 set used) VST-1811 Tool Required</p>			
5	3.500"	4	<b>157 CID (2.6L) VG4D WISCONSIN V4 GASOLINE ENG. MOWER, WINDROWER 780</b>									
			<p style="text-align: center;"><b>S4548    3-1/8"    1-3/16"</b></p> <p>Note: Repair Sleeve 226-8057 (3/32" Wall, 9-1/4" Long, Universal)</p>						<p>Full Set <b>FS1816</b>            Head Set <b>HS1816</b>            Head Gskt<b>1816</b></p>			
6	3.625"	4	<b>145 CID (2.4L) 145 JOHN DEERE DIESEL ENG.</b>									
			<p style="text-align: center;"><b>S4535</b>◆    3-3/32"    1-3/16" (AT14702)</p> <p style="text-align: center;"><b>S40659</b>▲    2-3/32"    1-3/16"    <b>223-3520</b> (T526T)</p> <p>◆ 4 Ring Piston            ▲ 3 Ring Piston</p>						<p>Full Set <b>FS3286VX</b>            Head Set <b>HS3286VX</b>            Pan Set <b>OS20766</b>            Rear Seal <b>46757</b>            Valve Seal<b>VS-2</b></p>			

Line No.	VALVE TRAIN PARTS				BEARINGS				
	Exh. or Int.								Std. Shaft Diameter
		Valves	Guides	Springs	Keepers	Pos.	Standard Part No.	Undersizes	
2	Exh.		217-3697		216-5123	R.B.	CB-341P	10-20	1.9870/1.9880
	Int.		217-3697		216-5123	C.S.	SH-322S		
	Exh.	218-7463	ValveSeat						
	Int.	218-7623	ValveSeat						
3									
4	Exh.	211-1751 (T12357)	217-3860 (T556T)	212-1114 (T555T)	216-5081 (T167T)	R.B.	CB-637P	10-20-30	2.3085./2.3095
	Int.	211-1750 (T12356)	217-3860 (T556T)	212-1114 (T555T)	216-5081 (T167T)	NOTE: JD115G (To S/N 15082); JD165G (To S/N 10182); 1010 (To S/N 31000).			
	Exh.	218-7445	ValveSeat			C.S.	SH-500S		
5	Exh.	211-1519	217-3908			R.B.	CB-995M	10-20	2.1250/2.1260
	Int.	211-1519	217-3908						
6	Exh.		217-3896 (T15683)	212-1114 (T555T)	216-5081 (T167T)	R.B.	CB-637P	10-20-30	2.3085/2.3095
	Int.		217-3896 (T15683)	212-1114 (T555T)	216-5081 (T167T)	C.S.	SH-500S		
	Exh.	218-7445	ValveSeat						
	Int.	218-7581	ValveSeat						

# JOHN DEERE









Line No.	Cyl. Dia.	No. Cyl.	ASSEMBLIES AND COMPONENT PARTS						GASKET SETS			
			 Cylinder Kits	 Liners	 Pistons	 PISTON RINGS			 Pins 223-1 Bushing 223-3	 Full Sets Lower Sets	 Head Sets Oil Pan Sets	
						Set No.	Comp.	Oil				
7	3.625"	4	<b>145 CID (2.4L) GASOLINE / LPG ENGINE; WHEEL TRACTOR-2010</b>									
				<b>224-1549</b> (T12382T)	<b>S4535</b> (AT14702)	3-3/32"	1-3/16"	<b>223-3520</b> (T526T)	Set Coverage 1961 - 1989 <b>Full Set FS3286VC</b> <b>Head Set HS3286VC</b> <b>Pan Set OS20766</b> 1958-'60 <b>Pan Set OS20767</b> 1961-'89 <b>Valve Cvr VS38116</b> Seal Coverage 1958-1989 <b>Front Seal 46328SF</b> <b>Rear Seal 46757</b> <b>Valve Seal VS-2</b> ◆  ◆ (1/2 set used) VST-1811 Tool Required			
8	3.625"	4	<b>145 CID (2.4L) HA145G, HB145G, HC145G, HD145G, JD145G, TA145G GASOLINE POWER UNITS</b>									
				<b>224-1549</b> (T12382T)	<b>S4535</b> (AT14702)	3-3/32"	1-3/16"	<b>223-3520</b> (T526T)	Set Coverage 1961 - 1989 <b>Full Set FS3286VC</b> <b>Head Set HS3286VC</b> <b>Pan Set OS20767</b> 1961-1989 <b>Pan Set OS20766</b> 1958-1960 <b>Valve Cvr VS38116</b> Seal Coverage 1958-1989 <b>Front Seal 46328SF</b> <b>Rear Seal 46757</b> <b>Valve Seal VS-2</b> ■  ■ (1/2 set used) VST-1811 Tool Required			
9	3.625"	6	<b>217 CID (3.6L) HA217G, HB217G, HC217G, HD217G, HE217G, HG217G, JD217G, NA217G, NB217G, TA217G GASOLINE / CNG / LPG POWER UNITS; COMBINES-55, 95</b>									
				<b>224-1549</b> (T12382T)	<b>S4535</b> (AT14702)	3-3/32"	1-3/16"	<b>223-3520</b> (T526T)	<b>Full Set FS3238</b> ★ <b>Full Set FS3167</b> ▲ <b>Head Set HS3238</b> ★ <b>Head Set HS3167</b> ▲ <b>Valve Cvr VS39567</b> <b>Front Seal 46328SF</b> <b>Rear Seal 46757</b> <b>Valve Seal VS-1</b> ◆  ★ 1961 - 1962 All (After S/N 40,000) ▲ 1958 - 1960 All (To S/N 40,000) ◆ (Complete Set Used); VST-1811 Tool Required			
			Notes: 1. 217G Series S/N 40001-UP (Gasoline) 2. 55 Combine S/N 59282-Up; 95 Combine S/N 51615-Up									

Line No.	VALVE TRAIN PARTS				BEARINGS				
	Exh. or Int.								Std. Shaft Diameter
		Valves	Guides	Springs	Keepers	Pos.	Standard Part No.	Undersizes	
<b>7</b>	2010:JD145 (AFTER S/N 30001) Exh. <b>211-1751</b> <b>217-3860</b> <b>212-1114</b> <b>216-5081</b> (T12357) (T556T) (T555T) (T167T)  Int. <b>211-1750</b> <b>217-3860</b> <b>212-1114</b> <b>216-5081</b> (T12356) (T556T) (T555T) (T167T)  JD145(TO S/N 30000)  Exh. <b>211-1771</b>  Exh. <b>218-7445</b> ValveSeat Gas Eng. (After S/N 30001)  Int. <b>218-7577</b> ValveSeat Gas Eng. (After S/N 30001)  Exh. <b>218-7439</b> ValveSeat Gas Eng. (To S/N 30000)  Int. <b>218-7595</b> ValveSeat Gas Eng. (To S/N 3000)				<b>R.B. CB-637P</b> 10-20-30 2.3085/2.3095  MainBearings to S/N 29000  <b>C.S. SH-500S</b>				
<b>8</b>	2010:JD145 (AFTER S/N 30001) Exh. <b>211-1751</b> <b>217-3860</b> <b>212-1114</b> <b>216-5081</b> (T12357) (T556T) (T555T) (T167T)  Int. <b>211-1750</b> <b>217-3860</b> <b>212-1114</b> <b>216-5081</b> (T12356) (T556T) (T555T) (T167T)  JD145(To S/N 30000)  Exh. <b>211-1771</b>  Exh. <b>218-7445</b> ValveSeat Gas Eng. (After S/N 30001)  Int. <b>218-7577</b> ValveSeat Gas Eng. (After S/N 30001)  Exh. <b>218-7439</b> ValveSeat Gas Eng. (To S/N 30000)  Int. <b>218-7595</b> ValveSeat Gas Eng. (To S/N 3000)				<b>R.B. CB-637P</b> 10-20-30 2.3085/2.3095  <b>C.S. SH-500S</b>				
<b>9</b>	All(After S/N 40001) Exh. <b>211-1751</b> <b>217-3860</b> <b>212-1114</b> <b>216-5081</b> (T12357) (T556T) (T555T) (T167T)  Int. <b>211-1750</b> <b>217-3860</b> <b>212-1114</b> <b>216-5081</b> (T12356) (T556T) (T555T) (T167T)  All(To S/N 40000)  Exh. <b>211-1771</b>  Exh. <b>218-7439</b> ValveSeat  Int. <b>218-7595</b> ValveSeat				<b>R.B. CB-637P</b> 10-20-30 2.3085/2.3095  <b>C.S. SH-501S</b>				












# JOHN DEERE

Line No.	Cyl. Dia.	No. Cyl.	ASSEMBLIES AND COMPONENT PARTS							GASKET SETS					
			Cylinder Kits	Liners	Pistons	PISTON RINGS			Pins 223-1 Bushing 223-3	Full Sets Lower Sets	Head Sets				
						Set No.	Comp.	Oil			Oil Pan Sets				
10	3.625"	4	<b>155 CID (2.5L) HA155, HA165 DIESEL ENGINES: WHEEL TRACTORS-1010, 2010</b>												
	3.875"	4	1010									Full Set FS3243VX ▲			
			3 Ring Piston All (After Eng. S/N 10303)				S40658 ▲	2-3/32"	1-3/16"			Head Set HS3243VX ▲ ●			
								2-3/32"	1-3/16"	223-3520 (T526T)		Head Set HS3243VY ◆			
			4 Ring Piston All (To Eng. S/N 10302)				S40360	3-3/32"	1-3/16"			Lower Set CS3243VC			
							(AT14706)					Pan Set OS20766 ● ◆			
			▲ 2010, HA155, HA165									Pan Set OS20767 ▲			
												Valve Cvr VS38116 ◆			
												Front Seal 46328SF ● ▲ ◆			
												Rear Seal 46757 ● ▲ ◆			
												Valve Seal VS-2 ■			
												● 155 Diesel Eng.			
												▲ 165 Diesel Eng.			
												◆ 165 Gas Eng.			
												■ (1/2 set used); VST-1811 Tool Required			
11	3.750"	4	<b>155 CID (2.5L) 155 DIESEL POWER UNIT</b>												
						S41081	3-3/32"	1-3/16"					Head Set HS3243VX		
										223-3520 (T526T)		Pan Set OS20766			
												Front Seal 46328SF			
												Rear Seal 46757			
												Valve Seal VS-2 ■			
												■ (1/2 set used); VST-1811 Tool Required			
12	3.750"	4	<b>188 CID (3.1L) JX4C3 HERCULES GASOLINE POWER UNIT</b>												
						S40016	3-1/8"	1-3/16"					Pan Set OS20456		
			Notes:									Valve Cvr VS37970			
			1. Repair Sleeve 226-8010 (1/8" Wall 11-1/4" Long, Universal)									Manif Set MS18809			
			2. Repair Sleeve 226-8056 (3/32" Wall 11-1/4" Long, Universal)									Front Seal 49379			
												Rear Seal 49822			
13	3.750"	6	<b>282 CID (4.6L) JXC HERCULES GASOLINE ENGINE; COMBINE B, H, P, 17, 36A</b>												
						S40016	3-1/8"	1-3/16"					Pan Set OS20456		
												Valve Cvr VS37970			
												Manif Set MS18809			
												Front Seal 49379			
												Rear Seal 49822			








Line No.	VALVE TRAIN PARTS				BEARINGS				
	Exh. or Int.	 Valves	 Guides	 Springs	 Keepers	 Pos.	 Standard Part No.	 Undersizes	 Std. Shaft Diameter
	<b>10</b>	All(After Eng. S/N 10720)							
Exh.		<b>217-3896</b> (T15683)	<b>212-1114</b> (T555T)	<b>216-5081</b> (T167T)	<b>R.B.</b>	<b>CB-637P</b>	10-20-30	2.3085/2.3095	
Int.		<b>217-3896</b> (T15683)	<b>212-1114</b> (T555T)	<b>216-5081</b> (T167T)	Note:HA155 (To S/N 10000); HA165 (To S/N 10182); 1010 (To S/N 31000); 2020(To S/N 29000).				
Exh.	<b>218-7445</b>	ValveSeat			<b>C.S.</b>	<b>SH-500S</b>	Std. Only		
Int.	<b>218-7581</b>	ValveSeat							
<b>11</b>					<b>R.B.</b>	<b>CB-637P</b>	10-20-30	2.3085/2.3095	
					<b>C.S.</b>	<b>SH-500S</b>			
<b>12</b>	Exh.		<b>212-1057</b>		<b>R.B.</b>	<b>CB-340P</b>	10-20-30-40	1.9870/1.9880	
	Int.		<b>212-1057</b>		<b>C.S.</b>	<b>SH-198S</b>			
	Int.	<b>218-7587</b> ●	ValveSeat						
	Int.	<b>218-7619</b> ◆	ValveSeat						
			● For 1.693" Head Dia. Valve						
			◆ For 1.750" Head Dia. Valve						
<b>13</b>									









# JOHN DEERE

Line No.	Cyl. Dia.	No. Cyl.	ASSEMBLIES AND COMPONENT PARTS						GASKET SETS				
			 Cylinder Kits	 Liners	 Pistons	 PISTON RINGS			 Pins 223-1 Bushing 223-3	 Full Sets Lower Sets		 Head Sets Oil Pan Sets	
						Set No.	Comp.	Oil					
14	3.860"	3	<b>135 CID (2.2L) 135G GASOLINE POWER UNIT; WHEEL LOADER-JD300, JD300A, JD300B, JD301A, JD350C, 300B, 301; CRAWLER TRACTOR JD300, JD350B, JD350C; WHEEL TRACTOR-JD300, JD350, 301, 820, 830, 1020, 1030; LIFT TRUCKS-JD380</b>										
			<b>226-1524▲</b> (AR71590)  <b>223-7164</b> (R48638) (O-ringKit)	7.5: 1 C.R.	<b>S40726</b> (AR70633)	2-3/32"	1-5.0mm	<b>223-3520</b> (T526T)	<b>Head Set HS3356●</b> 135 Eng. <b>Head Gskt4875</b> <b>Head Set HS3800</b> 180 Eng. <b>Lower Set CS3800■</b> <b>Pan Set OS20841</b> <b>Valve Cvr VS38126</b> 180 Eng. <b>Front Seal46489</b> <b>Front SealSS46489⤵</b> <b>Rear Seal 48367◆</b> <b>Rear Seal 62700</b> <b>Rear Seal SS62700⤵</b> <b>Valve Seal216-1163</b>				
3.860"	3	<b>226-1523■</b>  <b>223-7163</b> (AR71617) (O-ringKit)	7.5: 1 C.R.	<b>S40726</b> (AR70633)	2-3/32"	1-5.0mm	<b>223-3520</b> (T526T)	<b>●</b> Blocks Marked T23405, T24960, T26932 <b>■</b> Use w/ Head Set, Front & Rear Seal to Make Full Set. <b>◆</b> O.E. Style Unitized Seal & Sleeve Assy. <b>⤵</b> Set Includes Micro-Shield Repair Sleeve and Oil Seal.					
15	3.860"	4	<b>180 CID (3.0L) 501 DIESEL ENGINE; WHEEL TRACTOR 2020; CRAWLER JD450; SKIDDER JD400, JD450</b>										
			<b>S40726</b> (AR70633)	2-3/32"	1-5.0mm	<b>Head Set HS3800W</b> <b>Lower Set CS3800●</b> <b>Pan Set OS32159</b> <b>Valve Cvr VS38126</b> <b>Front Seal46489</b> <b>Front SealSS46489⤵</b> <b>Rear Seal 48367◆</b> <b>Rear Seal 62700</b> <b>Rear Seal SS62700⤵</b>							
								<b>●</b> Use w/ Head Set, Front & Rear Oil Seals to make Full Set. <b>⤵</b> Set Includes Micro-Shield Repair Sleeve and Oil Seal. <b>◆</b> O.E. Style Unitized Seal & Sleeve Assy.					

Line No.	Exh. or Int.	VALVE TRAIN PARTS				BEARINGS			
		Valves	Guides	Springs	Keepers	Pos.	BEARINGS		Std. Shaft Diameter
							Standard Part No.	Undersizes	
14	Exh.	<b>211-1943</b> (T25467)		<b>212-1112</b> (R26125)	<b>216-5144</b>	R.B.	<b>CB-637P</b>	10-20-30	2.3085/2.3095
	Int.	<b>211-1940</b> (T25466)		<b>212-1112</b> (R26125)	<b>216-5144</b>  <b>216-5145●</b>	M.S. 1-2 3	<b>MS-873AL</b> MB-2454AL MB-2455AL(F)	10-20-30	3.1230/3.1240 3.1230/3.1240
	Exh.	<b>218-7497</b>	ValveSeat						
	Int.	<b>218-7687</b>	ValveSeat						
● HardenedExh. & Int.									
		 <b>CAMSHAFT/TIMING COMPONENTS</b> 							
		<b>213-1744</b> (T20073)	MechanicalLifter						
15									








# JOHN DEERE













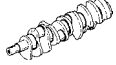
Line No.	Cyl. Dia.	No. Cyl.	ASSEMBLIES AND COMPONENT PARTS						GASKET SETS				
			 Cylinder Kits	 Liners	 Pistons	 PISTON RINGS			 Pins 223-1 Bushing 223-3	 Full Sets Lower Sets	 Head Sets Oil Pan Sets		
						Set No.	Comp.	Oil					
16	3.860"	4	<b>180 CID (3.0L) 501 GASOLINE ENGINE</b>										
							<b>S40726</b> (AR70633)	2-3/32"	1-5.0mm	<b>Head Set HS3800</b> <b>Lower Set CS3800●</b> <b>Pan Set OS32159</b> <b>Valve Cvr VS38126</b> <b>Front Seal 46489</b> <b>Front Seal SS46489☾</b> <b>Rear Seal 48367◆</b> <b>Rear Seal 62700</b> <b>Rear Seal SS62700☾</b>  ● Use w/ Head Set, Front & Rear Oil Seals to make Full Set. ☾ Set Includes Micro-Shield Repair Sleeve and Oil Seal. ◆ O.E. Style Unitized Seal & Sleeve Assy.			
17	3.860"	4	<b>180 CID (3.0L) JD180G GASOLINE POWER UNIT; WHEEL LOADERS-JD400, JD450; LIFT TRUCK-JD480; WHEEL TRACTORS-2020,2510</b>										
			Three Sealing Rings used, Two Ring Grooves on Sleeve.										
			<b>226-1524▲</b> (AR71590)				<b>S40726</b> (AR70633)	2-3/32"	1-5.0mm				
			<b>223-7164</b> (R48638) (O-ring Kit)	7.5: 1 C.R.					<b>223-3520</b> (T526T)				
	3.860"	4	<b>226-1523■</b>				<b>S40726</b> (AR70633)	2-3/32"	1-5.0mm				
			<b>223-7163</b> (AR71617) (O-ring Kit)	7.5: 1 C.R.					<b>223-3520</b> (T526T)				
			▲ 2020 to S/N 159926; Gasoline 2510 w/ Blocks Marked T23405, T24960, T26932; JD400, JD450, JD480; Early Gasoline Models. ■ 2020 S/N 159927-Up; Gasoline 2510 w/ Blocks Marked T23405, T24960, T26932 JD180G; LATE JD400, JD450, JD480 Models; Three Sealing Rings used - No Grooves on Sleeve.						<b>Head Set HS3356</b> 135 Eng. <b>Head Gskt 4875</b> <b>Head Set HS3800</b> 180 Eng. <b>Lower Set CS3800■</b> <b>Pan Set OS20841</b> <b>Valve Cvr VS38126</b> 180 Eng. <b>Front Seal 46489</b> <b>Front Seal SS46489☾</b> <b>Rear Seal 48367◆</b> <b>Rear Seal 62700</b> <b>Rear Seal SS62700☾</b> <b>Valve Seal 216-1163</b>  ■ Use w/ Head Set, Front & Rear Seal to make Full Set. ◆ O.E. Style Unitized Seal & Sleeve Assy. ☾ Set Includes Micro-Shield Repair Sleeve and Oil Seal.				

Line No.	Exh. or Int.	VALVE TRAIN PARTS				BEARINGS			Std. Shaft Diameter
		 Valves	 Guides	 Springs	 Keepers	 Pos.			
							Standard Part No.	Undersizes	
16									
17	Exh. <b>211-1943</b> (T25467)		<b>212-1112</b> (R26125)	<b>216-5144</b>	R.B.	<b>CB-637P</b>	10-20-30	2.3085/2.3095	
	Int. <b>211-1940</b> (T25466)		<b>212-1112</b> (R26125)	<b>216-5144</b>	M.S. 1-2 3	<b>MS-873AL</b> MB-2454AL MB-2455AL(F)	10-20-30	3.1230/3.1240 3.1230/3.1240	
	Exh. <b>218-7497</b> Int. <b>218-7687</b>	ValveSeat ValveSeat		<b>216-5145</b> ●					
			● Hardened Exh. & Int.						
		 <b>CAMSHAFT/TIMING COMPONENTS</b> 							
		<b>229-2407</b> (R82820)	Camshaft						
		<b>213-1744</b> (T20073)	Mechanical Lifter						


















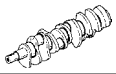


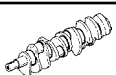
# JOHN DEERE

Line No.	Cyl. Dia.	No. Cyl.	ASSEMBLIES AND COMPONENT PARTS							GASKET SETS			
			 Cylinder Kits	 Liners	 Pistons	 PISTON RINGS			 Pins 223-1 Bushing 223-3	 Full Sets Lower Sets	 Head Sets Oil Pan Sets		
						Set No.	Comp.	Oil					
18	3.860"	4	<b>180 CID (3.0L) 4180 GASOLINE ENGINE; SKIDDER-JD440 3.86" BORE TO S/N 049999</b>										
			<b>226-1524</b> (R71590)  <b>223-7164</b> (R48638) (O-ringKit)		7.5: 1 C.R.	<b>S40726</b> (AR70633)	2-3/32"	1-5.0mm			<b>Head Set HS3356</b> 135 Eng. <b>Head Gskt4875</b> <b>Head Set HS3800</b> 180 Eng. <b>Lower Set CS3800</b> ● <b>Pan Set OS20841</b> <b>Valve Cvr VS38126</b> 180 Eng. <b>Front Seal 46489</b> <b>Front Seal SS46489</b> ☺ <b>Rear Seal 48367</b> ◆ <b>Rear Seal 62700</b> <b>Rear Seal SS62700</b> ☺ <b>Valve Seal 216-1163</b>		
			● Use w/ Head Set, Front & Rear Seal to make Full Set. ◆ O.E. Style Unitized Seal & Sleeve Assy. ☺ Set Includes Micro-Shield Repair Sleeve and Oil Seal.										
19	3.860"	4	<b>202 CID (3.3L) JD202G GASOLINE POWER UNIT; WHEEL TRACTOR-2520; COMBINE-3300 TO S/N 218730; BACKHOE LOADER-JD410 TO S/N 192001</b>										
			Three Sealing Rings used - Two Ring Grooves on Sleeve. <b>226-1525</b> ▲ <b>226-4529</b> ▲ <b>224-2026</b> <b>S40726</b> 2-3/32" 1-5.0mm (AR51902) (T24891) (AR70633) <b>223-7164</b> 7.6: 1 C.R. <b>223-3520</b> (R48638) (T526T) (O-ringKit)							<b>Head Set HS3800</b> <b>Lower Set CS3800</b> ● <b>Valve Cvr VS38126</b> <b>Front Seal 46489</b> <b>Front Seal SS46489</b> ☺			
			Three Sealing Rings used - No Ring Grooves on Sleeve. <b>226-4528</b> ■ <b>224-2026</b> <b>S40726</b> 2-3/32" 1-5.0mm (T32340) (T24891) (AR70633) <b>223-7163</b> 7.6: 1 C.R. <b>223-3520</b> (AR71617) (T526T) (O-ringKit)							<b>Rear Seal 62700</b> <b>Rear Seal SS62700</b> ☺ <b>Valve Seal 216-1163</b>			
			▲ 2520 To S/N 157353; (Gasoline) ■ 2520 S/N 157354-Up; 3300 to S/N 218730; JD202G; JD410 to S/N 192001 (Gasoline);										
			● Use w/ Head Set, Front & Rear Seal to make Full Set. ☺ Set Includes Micro-Shield Repair Sleeve & Oil Seal.										








Line No.	VALVE TRAIN PARTS				BEARINGS				
	Exh. or Int.	 Valves	 Guides	 Springs	 Keepers	 Pos.	 Standard Part No.	 Undersizes	 Std. Shaft Diameter
18	Exh.	<b>211-1943</b> (T25467)		<b>212-1112</b> (R26125)	<b>216-5144</b>	R.B.	<b>CB-637P</b>	10-20-30	2.3085/2.3095
	Int.	<b>211-1940</b> (T25466)		<b>212-1112</b> (R26125)	<b>216-5144</b>	M.S.	<b>MS-873AL</b>	10-20-30	
					<b>216-5145 ●</b>	1-2	MB-2454AL		3.1230/3.1240
						3	MB-2455AL(F)		3.1230/3.1240
	Exh.	<b>218-7497</b>	ValveSeat						
	Int.	<b>218-7687</b>	ValveSeat						
		● HardenedExh. & Int.							
		 <b>CAMSHAFT/TIMING COMPONENTS</b> 							
		<b>229-2407</b> (R82820)	Camshaft						
		<b>213-1744</b> (T20073)	MechanicalLifter						
19	Exh.	<b>211-1943</b> (T25467)		<b>212-1112</b> (R26125)	<b>216-5144</b>	R.B.	<b>CB-637P</b>	10-20-30	2.3085/2.3095
	Int.	<b>211-1940▲</b> (T25466)		<b>212-1112</b> (R26125)	<b>216-5144</b>	M.S.	<b>MS-873AL</b>	10-20-30	
					<b>216-5145 ●</b>	1-2	MB-2454AL		3.1230/3.1240
						3	MB-2455AL(F)		3.1230/3.1240
	Exh.	<b>218-7481</b>	ValveSeat						
	Int.	<b>218-7687</b>	ValveSeat						
		▲ Exc. JD202G ● HardenedExh. & Int.							
		 <b>CAMSHAFT/TIMING COMPONENTS</b> 							
		<b>229-2407</b> (R82820)	Camshaft						
		<b>213-1744</b> (T20073)	MechanicalLifter						
		 <b>CRANKSHAFT</b>							
		<b>Rod Bolt</b> <b>216-7131</b> (R74194)		<b>Rod Marked</b> T20007,R51727, R81410					
		<b>216-7133</b> (R80033)		R80032,R80034, R81410 R105011,R113612					










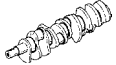


# JOHN DEERE

Line No.	Cyl. Dia.	No. Cyl.	ASSEMBLIES AND COMPONENT PARTS						GASKET SETS													
			 Cylinder Kits	 Liners	 Pistons	 PISTON RINGS			 Pins 223-1 Bushing 223-3	 Full Sets Lower Sets		 Head Sets Oil Pan Sets										
						Set No.	Comp.	Oil														
20	3.860"	6	<b>303 CID (5.0L) 303G GASOLINE POWER UNIT; WHEEL LOADER-JD544; COMBINE-6600 TO S/N 218730; WHEEL TRACTOR-4030</b>																			
			Three Sealing Rings used - Two Ring Grooves on Sleeve. <b>226-1525</b> ▲ <b>226-4529</b> ▲ <b>224-2026</b> <b>S40726</b> 2-3/32" 1-5.0mm (AR51902) (T24891) (AR70633) <b>223-7164</b> 7.6: 1 C.R. (R48638) (O-ringKit)										<b>Head Set HS3801</b> <b>Lower Set CS3901 ●</b> <b>Pan Set OS21788</b> <b>Valve Cvr VS29696</b> <b>Front Seal 46489</b> <b>Front Seal SS46489 ☞</b> <b>Rear Seal 48367◆</b> <b>Rear Seal 62700</b> <b>Rear Seal SS62700 ☞</b> <b>Valve Seal 216-1163</b>									
	3.860"	6	Three Sealing Rings used - No Ring Grooves on Sleeve.. <b>226-4528</b> ■ <b>224-2026</b> <b>S40726</b> 2-3/32" 1-5.0mm (T32340) (T24891) (AR70633) <b>223-7163</b> 7.6 to 1 C.R. (AR71617) (O-ringKit)																			● Use w/ Head Set, Front & Rear Seal to make Full Set. ◆ O.E. Style Unitized Seal & Sleeve Assy. ☞ Set Includes Micro-Shield Repair Sleeve and Oil Seal.
			▲ Early JD544 (Gasoline) ■ JD303G; 6600 to S/N 218730; Late JD544; 4030 (Gasoline)																			
21	3.860"	3	<b>152 CID (2.5L) 3152D DIESEL POWER UNIT; BACKHOE LOADER-JD300, JD300A, JD300B, JD301A, JD350C, 300B, 301; CRAWLER TRACTOR-JD300, JD350B, JD350C; WHEEL TRACTOR-JD300, JD350, 301, 820, 830, 1020, 1030; LIFT TRUCKS-JD380</b>																			
			Three Sealing Rings used - Two Ring Grooves on Sleeve. <b>226-1526</b> ▲ <b>226-4529</b> ▲ <b>224-3013</b> <b>S40726</b> 2-3/32" 1-5.0mm (AR51902) (T23481T) (AR70633) <b>223-7164</b> 16.3: 1 C.R. (R48638) (O-ringKit)										<b>Head Set HS3356W</b> <b>Head Gskt 4875</b> <b>Lower Set CS3800 ●</b> <b>Pan Set OS20841 1020</b> <b>Front Seal 46489</b> <b>Front Seal SS46489 ☞</b> <b>Rear Seal 48367◆</b> <b>Rear Seal 62700</b> <b>Rear Seal SS62700 ☞</b> <b>Valve Seal 216-1163</b>									
	3.860"	3	Three Sealing Rings used - No Ring Grooves on Sleeve. <b>226-1527</b> ■ <b>226-4528</b> ■ <b>224-3013</b> <b>S40726</b> 2-3/32" 1-5.0mm (AR71591) (T32340) (T23481T) (AR70633) <b>223-7163</b> 16.3: 1 C.R. (AR71617) (O-ringKit)																			● Use w/ Head Set, Front & Rear Seal to make Full Set. ◆ O.E. Style Unitized Seal & Sleeve Assy. ☞ Set Includes Micro-Shield Repair Sleeve and Oil Seal.
			▲ 1020 to S/N 154945; Diesel Early JD300, JD350 ■ 1020 S/N 154946-Up; Diesel JD152D; Late JD300, JD350																			

Line No.	VALVE TRAIN PARTS				BEARINGS				
	Exh. or Int.								
		Valves	Guides	Springs	Keepers	Pos.	Standard Part No.	Undersizes	Std. Shaft Diameter
20	Exh.	<b>211-1943</b> (T25467)		<b>212-1112</b> (R26125)	<b>216-5144</b>	R.B.	<b>CB-759AL</b>	10-20-30	2.7480/2.7490
	Int.	<b>211-1940</b> (T25466)		<b>212-1112</b> (R26125)	<b>216-5144</b>	M.S. 1-2-3 4	<b>MS-874AL</b> MB-2454AL MB-2455AL(F)	10-20-30	3.1230/3.1240 3.1230/3.1240
					<b>216-5145 ●</b>				
		● Hardened Exh. & Int.							
		 <b>CAMSHAFT/TIMING COMPONENTS</b> 							
	<b>229-2408</b> (R82821)	Camshaft							
	<b>213-1744</b> (T20073)	Mechanical Lifter							
	 <b>CRANKSHAFT</b>								
	<b>Rod Bolt</b> <b>216-7131</b> (R74194)		<b>Rod Marked</b> T20007,R51727, R58979						
	<b>216-7133</b> (R80033)		R80032,R80034, R81410 R105011,R113612						
21	Exh.	<b>211-4169</b> (R79624)	<b>217-4071</b> (R28654)	<b>212-1112</b> (R26125)	<b>216-5144</b>	R.B.	<b>CB-759AL</b>	10-20-30	2.7480/2.7490
	Int.	<b>211-4168</b> (R79623)	<b>217-4071</b> (R28654)	<b>212-1112</b> (R26125)	<b>216-5144</b>	M.S. 1-2-3 4	<b>MS-874AL</b> MB-2454AL MB-2455AL(F)	10-20-30	3.1230/3.1240 3.1230/3.1240
					<b>216-5145 ●</b>				
		● Hardened Exh. & Int.							
		 <b>CAMSHAFT/TIMING COMPONENTS</b> 							
	<b>213-1744</b> (T20073)	Mechanical Lifter							
	 <b>CRANKSHAFT</b>								
	<b>247-5056</b> (RE46896)	Crankshaft w/o Gear							
	<b>247-5144</b> (RE46896)	Crankshaft/ Gear							
	<b>Rold Bolt</b> <b>216-7131</b> (R74194)		<b>Rod Marked</b> T20007,R81410						
	<b>216-7133</b> (R80033)		T20007,R81410						








# JOHN DEERE






Line No.	Cyl. Dia.	No. Cyl.	ASSEMBLIES AND COMPONENT PARTS						GASKET SETS			
			 Cylinder Kits	 Liners	 Pistons	 PISTON RINGS			 Pins 223-1 Bushing 223-3	 Full Sets Lower Sets	 Head Sets Oil Pan Sets	
						Set No.	Comp.	Oil				
22			<b>202 CID (3.3L) JD202D DIESEL POWER UNIT; WHEEL LOADERS-JD400, JD450; LIFT TRUCK-JD480; WHEEL TRACTORS-2020, 2510</b>									
	3.860"	4	Three Sealing Rings used - Two Ring Grooves on Sleeve. <b>226-1526</b> ▲ <b>226-4529</b> ▲ <b>224-3013</b> <b>S40726</b> 2-3/32" 1-5.0mm (AR51902) (T23481T) (AR70633) <b>223-7164</b> 16.3: 1 C.R. (R48638) <b>223-3561</b> (O-ringKit) (T23471)						<b>Head Set HS3800W</b> <b>Lower Set CS3800 ●</b> <b>Valve Cvr VS38126 ■</b> <b>Pan Set OS32159</b> <b>Front Seal 46489</b> <b>Front Seal SS46489 ☽</b> <b>Rear Seal 62700</b> <b>Rear Seal SS62700 ☽</b>			
	3.860"	4	Three Sealing Rings used - No Ring Grooves on Sleeve. <b>226-1527</b> ■ <b>226-4528</b> ■ <b>224-3013</b> <b>S40726</b> 2-3/32" 1-5.0mm (AR71591) (T32340) (T23481T) (AR70633) <b>223-7163</b> 16.3: 1 C.R. (AR71617) <b>223-3561</b> (O-ringKit) (T23471)						● Use w/ Head Set, Front & Rear Seal to make Full Set. ■ All (Cork & Rubber) ☽ Set Includes Micro-Shield Repair Sleeve and Oil Seal. Note: Early Bellows Seal Not Available			
			▲ 2020 to S/N 156883 (Diesel); 2510 with Blocks Marked T23406, T24961, T26933; Early JD400, JD450, JD480; ■ 2020 S/N 156884-Up; Diesel 2510, with Blocks Marked T32342; JD202D; Late JD400, JD450, JD480									
23			<b>202 CID (3.3L) 4202G GASOLINE ENGINE; WHEEL TRACTOR 2520</b>									
	3.860"	4	<b>226-1525</b> <b>224-2026</b> <b>S40726</b> 2-3/32" 1-5.0mm (T24891) (AR70633) <b>223-3520</b> (T526T)						<b>Head Set HS3800</b> <b>Lower Set CS3800 ●</b> <b>Pan Set OS32159</b> <b>Valve Cvr VS38126</b> <b>Front Seal 46489</b> <b>Front Seal SS46489 ☽</b> <b>Rear Seal 48367 ◆</b> <b>Rear Seal 62700</b> <b>Rear Seal SS62700</b> <b>Valve Seal 216-1163</b>			
			● Use w/ Head Set, Front & Rear Oil Seals to make Full Set. ☽ Set Includes Micro-Shield Repair Sleeve and Oil Seal. ◆ O.E. Style Unitized Seal & Sleeve Assy.									

Line No.	VALVE TRAIN PARTS				BEARINGS					
	Exh. or Int.	Valves	Guides	Springs	Keepers	Pos.	Standard Part No.	Undersizes	Std. Shaft Diameter	
										
22	Exh.	<b>211-4169</b> (R79624)	<b>217-4071</b> (R28654)	<b>212-1112</b> (R26125)	<b>216-5080</b> (T20077)	R.B.	<b>CB-759AL</b>	10-20-30	2.7480/2.7490	
	Int.	<b>211-4168</b> (R79623)	<b>217-4071</b> (R28654)	<b>212-1112</b> (R26125)	<b>216-5080</b> (T20077)	M.S. 1-2-3- 4 5	<b>MS-875AL</b> MB-2454AL MB-2455AL(F)	10-20-30	3.1230/3.1240 3.1230/3.1240	
	Exh.	<b>218-7497</b>	ValveSeat							
	 <b>CAMSHAFT/TIMING COMPONENTS</b> 									
		<b>229-2407</b> (R82820)	Camshaft							
	<b>213-1744</b> (T20073)	Mechanical Lifter								
 <b>CRANKSHAFT</b>										
	<b>Rod Bolt</b> <b>216-7131</b> (R74194)	<b>Rod Marked</b> T20007,R51727, R58979								
	<b>216-7133</b> (R80033)	R80032,R80034, R81410 R105011,R113612								
23	Exh.	<b>211-1943</b> (T25467)	<b>217-4071</b> (R28654)	<b>212-1112</b> (R26125)	<b>216-5144</b>	R.B.	<b>CB-637P</b>	10-20-30	2.3085/2.3095	
	Int.	<b>211-1940</b> (T25466)	<b>217-4071</b> (R28654)	<b>212-1112</b> (R26125)	<b>216-5144</b>	M.S. 1-2 3	<b>MS-873AL</b> MB-2454AL MB-2455AL	10-20-30	3.1230/3.1240 3.1230/3.1240	
	Exh.	<b>218-7581</b>	ValveSeat		<b>216-5145●</b>					
	Int.	<b>218-7687</b>	ValveSeat							
		● Hardened Exh. & Int.								
 <b>CAMSHAFT/TIMING COMPONENTS</b> 										
	<b>229-2407</b> (R82820)	Camshaft								
	<b>213-1744</b> (T20073)	Mechanical Lifter								






















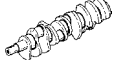
# JOHN DEERE

Line No.	Cyl. Dia.	No. Cyl.	ASSEMBLIES AND COMPONENT PARTS						GASKET SETS			
			 Cylinder Kits	 Liners	 Pistons	 PISTON RINGS			 Pins 223-1 Bushing 223-3	 Full Sets Lower Sets	 Head Sets Oil Pan Sets	
						Set No.	Comp.	Oil				
24	3.860"	4	<b>202 CID (3.3L) 4202 DIESEL ENGINE; SKIDDER-JD440 3.86" BORE TO S/N 049999</b>									
			Three Sealing Rings used - Two Ring Grooves on Sleeve. <b>226-1526</b> ▲ <b>226-4529</b> ▲ <b>224-3013</b> <b>S40726</b> 2-3/32" 1-5.0mm (AR51902) (T23481T) (AR70633) <b>223-7164</b> 16.3: 1 C.R. (R48638) (O-ring Kit)  ▲ JD440 to S/N 049999 Diesel						<b>Head Set HS3800W</b> <b>Lower Set CS3800●</b> <b>Pan Set OS32159</b> <b>Valve Cvr VS38126■</b> <b>Front Seal 46489</b> <b>Front Seal SS46489 )</b> <b>Rear Seal 48367◆</b> <b>Rear Seal 62700</b> <b>Rear Seal SS62700 )</b>  ● Use w/ Head Set, Front & Rear Seal to make Full Set. ■ All (Cork & Rubber) ◆ O.E. Style Unitized Seal & Sleeve Assy. ) Set Includes Micro-Shield Repair Sleeve and Oil Seal. Note: Early Bellows Seal Not Available			
25	3.860"	4	<b>202 CID (3.3L) 503 DIESEL ENGINE; WHEEL TRACTOR 2020; CRAWLER JS450; SKIDDER JD400, JD450</b>									
			<b>S40726</b> 2-3/32" 1-5.0mm (AR70633)						<b>Head Set HS3800W</b> <b>Lower Set CS3800●</b> <b>Pan Set OS32159</b> <b>Valve Cvr VS38126</b> <b>Front Seal 46489</b> <b>Front Seal SS46489 )</b> <b>Rear Seal 48367◆</b> <b>Rear Seal 62700</b> <b>Rear Seal SS62700 )</b>  ● Use w/ Head Set, Front & Rear Oil Seals to make Full Set. ) Set Includes Micro-Shield Repair Sleeve and Oil Seal. ◆ O.E. Style Unitized Seal & Sleeve Assy.			


Line No.	VALVE TRAIN PARTS					BEARINGS			
	Exh. or Int.	Valves	Guides	Springs	Keepers	Pos.	BEARINGS		Std. Shaft Diameter
							Standard Part No.	Undersizes	
24	Exh.	<b>211-4169</b> (R79624)	<b>217-4071</b> (R28654)	<b>212-1112</b> (R26125)	<b>216-5080</b> (T20077)	R.B.	<b>CB-759AL</b>	10-20-30	2.7480/2.7490
	Int.	<b>211-4168</b> (R79623)	<b>217-4071</b> (R28654)	<b>212-1112</b> (R26125)	<b>216-5080</b> (T20077)	M.S.	<b>MS-875AL</b>	10-20-30	3.1230/3.1240
						1-2-3-4	MB-2454AL		3.1230/3.1240
						5	MB-2455AL(F)		3.1230/3.1240
	Exh.	<b>218-7497</b>	ValveSeat						
	 <b>CAMSHAFT/TIMING COMPONENTS</b> 								
	<b>229-2407</b> (R82820)	Camshaft							
	<b>213-1744</b> (T20073)	MechanicalLifter							
	 <b>CRANKSHAFT</b>								
	<b>Rod Bolts</b> <b>216-7131</b> (R74194)	<b>Rod Marked</b> T20007,R51727, R58979							
	<b>216-7133</b> (R80033)	R80032,R80034, R81410 R105011,R113612							
25	Exh.		<b>217-4071</b> (R28654)						
	Int.		<b>217-4071</b> (R28654)						
	 <b>CAMSHAFT/TIMING COMPONENTS</b> 								
	<b>229-2407</b> (R82820)	Camshaft							
	<b>213-1744</b> (T20073)	MechanicalLifter							








# JOHN DEERE

Line No.	Cyl. Dia.	No. Cyl.	ASSEMBLIES AND COMPONENT PARTS						GASKET SETS											
			 Cylinder Kits	 Liners	 Pistons	 PISTON RINGS			 Pins 223-1 Bushing 223-3	 Full Sets Lower Sets	 Head Sets Oil Pan Sets									
						Set No.	Comp.	Oil												
26	3.860"	4	<b>202 CID (3.3L) 503 GASOLINE ENGINE; WHEEL TRACTOR 2020; CRAWLER JD450; SKIDDER JD400, JD450</b>						<b>S40726</b> 2-3/32" 1-5.0mm (AR70633)				<b>223-3520</b> (T526T)				<b>Head Set HS3800</b> <b>Lower Set CS3800●</b> <b>Pan Set OS32159</b> <b>Valve Cvr VS38126</b> <b>Front Seal 46489</b> <b>Front Seal SS46489☺</b> <b>Rear Seal 48367◆</b> <b>Rear Seal 62700</b> <b>Rear Seal SS62700☺</b>			
											● Use w/ Head Set, Front & Rear Oil Seals to make Full Set. ☺ Set Includes Micro-Shield Repair Sleeve and Oil Seal. ◆ O.E. Style Unitized Seal & Sleeve Assy.									
27	3.860"	6	<b>303 CID (5.0L) JD303D DIESEL POWER UNIT; WHEEL LOADER-JD544; GRADER-JD570</b>						Three Sealing Rings used - Two Ring Grooves on Sleeve. <b>226-1526▲</b> <b>226-4529▲</b> <b>224-3013</b> <b>S40726</b> 2-3/32" 1-5.0mm (AR51902) (T23481T) (AR70633)				<b>223-3561</b> (T23471)				<b>Head Set HS3801W</b> <b>Lower Set CS3901●</b> <b>Pan Set OS21788</b> <b>Valve Cvr VS29696</b> <b>Front Seal 46489</b> <b>Front Seal SS46489☺</b> <b>Rear Seal 48367◆</b> <b>Rear Seal 62700</b> <b>Rear Seal SS62700☺</b>			
	3.860"	6	Three Sealing Rings used - No Ring Grooves on Sleeve. <b>226-1527■</b> <b>226-4528■</b> <b>224-3013</b> <b>S40726</b> 2-3/32" 1-5.0mm (AR71591) (T32340) (T23481T) (AR70633)						<b>223-3561</b> (T23471)				● Use w/ Head Set, Front & Rear Seal to make Full Set. ◆ O.E. Style Unitized Seal & Sleeve Assy. ☺ Set Includes Micro-Shield Repair Sleeve and Oil Seal.							
											▲ Early JD544, JD570 Diesel ■ JD303D; Late JD544, JD570 Diesel									
28	3.875"	2	<b>106 CID (1.7L) 2-53 DETROIT DIESEL ENG.; WHEEL TRACTOR 435, 440, 4401CD, 4401D</b>						<b>226-1478</b> <b>226-4415</b> <b>S41154●</b> 1-.082" 2-3/16" <b>223-3622</b> (5198903) (5132803) (5198902) 3-3/32" (5116181)											
											<b>S40232▲</b> 1-.082" 2-3/16" <b>223-3622</b> (5198822) 3-.093" (5116181)									
											● Chrome Steel Compression Rings, XE60 Oil Rings ▲ Chrome Steel Compression Rings, X85 Oil Rings									

Line No.	VALVE TRAIN PARTS					BEARINGS			
	Exh. or Int.	 Valves	 Guides	 Springs	 Keepers	 Pos.	 Standard Part No.	 Undersizes	 Std. Shaft Diameter
26	Exh.	<b>217-4071</b> (R28654)							
	Int.	<b>217-4071</b> (R28654)							
	 <b>CAMSHAFT/TIMING COMPONENTS</b> 								
		<b>229-2407</b> (R82820)	Camshaft						
	<b>213-1744</b> (T20073)	Mechanical Lifter							
27	Exh.	<b>211-4169</b> (R79624)	<b>217-4071</b> (R28654)	<b>212-1112</b> (R26125)	<b>216-5080</b> (T20077)	<b>R.B.</b>	<b>CB-759AL</b>	10-20-30	2.7480/2.7490
	Int.	<b>211-4168</b> (R79623)	<b>217-4071</b> (R28654)	<b>212-1112</b> R26125)	<b>216-5080</b> (T20077)	<b>M.S.</b>	<b>MS-1459AL</b>	10-20-30	3.1230/3.1240
	Int.	<b>218-8008</b>	Valve Seat			<b>1-2-3-4-5-6-7</b>	<b>MB-2454AL</b>		3.1230/3.1240
							<b>MB-2455AL(F)</b>		3.1230/3.1240
	 <b>CAMSHAFT/TIMING COMPONENTS</b> 								
		<b>229-2407</b> (R82820)	Camshaft						
	<b>213-1744</b> (T20073)	Mechanical Lifter							
 <b>CRANKSHAFT</b>									
	<b>Rod Bolt</b> <b>216-7131</b> (R74194)	<b>Rod Marked</b> T20007,R51727, R58979							
	<b>216-7133</b> (R80033)	R80032,R80034, R81410 R105011,R113612							
28	Exh.	<b>217-3832</b>			<b>216-5234</b> (5111337)	<b>R.B.</b>	<b>CB-1265P</b>	10-20-30-40	2.4999/2.5000
						<b>M.S.</b>	<b>MB-1897P</b>	10-20-30	2.9999/3.0000
						Note: 3 Bearings Required			
						<b>T.W. 3</b>	<b>TW-412S</b>		3.3380/3.3480
						Note: Contains 4 pcs. for Postion 3			
					<b>C.S.</b>	<b>SH-698S</b>	Note: Cam and Balance Shaft Bushing Set		
					<b>End</b>	<b>SH-686</b>	Brown		
					<b>Cntr</b>	<b>SH-687</b>	Orange		
					Note: Cam Bushings are Color Coded				








# JOHN DEERE








Line No.	Cyl. Dia.	No. Cyl.	ASSEMBLIES AND COMPONENT PARTS							GASKET SETS			
			Cylinder Kits	Liners	Pistons	PISTON RINGS			Pins 223-1 Bushing 223-3	Full Sets Lower Sets	Head Sets		
						Set No.	Comp.	Oil			Oil Pan Sets		
29	3.875"	4	<b>165 CID (2.7L) 165 GASOLINE ENGINE; POWER UNIT 165; COMBINE 45</b>										 <b>Head Set HS3243VY</b> <b>Lower Set CS3243VC●</b> <b>Pan Set OS20766</b> <b>Valve Cvr VS38116</b> <b>Front Seal 46328SF</b> <b>Rear Seal 46757</b>  ● Use w/ Head Set, Front & Rear Oil Seals to make Full Set.
			<b>S40360</b> 3-3/32" 1-3/16" (AT14706)	<b>223-3520</b> (T526T)									
30	3.875"	6	<b>248 CID (4.1L) 248 GASOLINE ENGINE; POWER UNIT 248; COMBINE 105, 105R</b>										<b>Full Set FS3238</b> <b>Head Set HS3238</b> <b>Valve Cvr VS39567</b> <b>Front Seal 46328SF</b> <b>Rear Seal 46757</b> <b>Valve Seal VS-1◆</b>  ◆ (1/2 set used); VST-1811 Tool Required
			<b>S40360</b> 3-3/32" 1-3/16" (AT14706)	<b>223-3520</b> (T526T)									
31	3.875"	6	<b>248 CID (4.1L) 248 DIESEL ENGINE; POWER UNIT 248; COMBINE 105, 105R</b>										<b>Valve Seal VS-1◆</b>  ◆ (1/2 set used); VST-1811 Tool Required
			<b>S40360●</b> 3-3/32" 1-3/16" (AT14706) <b>S40658▲</b> 2-3/32" 1-3/16" (AT14695)  ● 4 Ring Piston, Thru S/N 13413 ▲ 3 Ring Piston, From S/N 13414										
32	3.875"	6	<b>248 CID (4.1L) 248 LPG ENGINE; POWER UNIT 248; COMBINE 105, 105R</b>										<b>Full Set FS3238</b> <b>Head Set HS3238</b> <b>Valve Cvr VS39567</b> <b>Front Seal 46328SF</b> <b>Rear Seal 46757</b>
			<b>S40360</b> 3-3/32" 1-3/16" (AT14706)	<b>223-3522</b> (R30939)									

Line No.	VALVE TRAIN PARTS					BEARINGS			
	Exh. or Int.	 Valves	 Guides	 Springs	 Keepers	 Pos.			 Std. Shaft Diameter
							Standard Part No.	Undersizes	
29	Exh.	<b>211-1751</b> (T12357)	<b>217-3860</b> (T556T)	<b>212-1114</b> (T555T)	<b>216-5081</b> (T167T)	R.B.	<b>CB-637P</b>	10-20-30	2.3085/2.3095
	Int.	<b>211-1750</b> (T12356)	<b>217-3860</b> (T556T)	<b>212-1114</b> (T555T)	<b>216-5081</b> (T167T)	C.S.	<b>SH-500S</b>		
30	Exh.		<b>217-3860</b> (T556T)		<b>216-5081</b> (T167T)	R.B.	<b>CB-637P</b>	10-20-30	2.3085/2.3095
	Int.		<b>217-3860</b> (T556T)		<b>216-5081</b> (T167T)	C.S.	<b>SH-501S</b>		
31	Exh.		<b>217-3896</b> (T15683)	<b>212-1114</b> (T555T)	<b>216-5081</b> (T167T)	R.B.	<b>CB-637P</b>	10-20-30	2.3085/2.3095
	Int.		<b>217-3896</b> (T15683)	<b>212-1114</b> (T555T)	<b>216-5081</b> (T167T)	C.S.	<b>SH-501S</b>		
32	Exh.	<b>211-1751</b> (T12357)	<b>217-3860</b> (T556T)	<b>212-1114</b> (T555T)	<b>216-5081</b> (T167T)	R.B.	<b>CB-637P</b>	10-20-30	2.3085/2.3095
	Int.	<b>211-1750</b> (T12356)	<b>217-3860</b> (T556T)	<b>212-1114</b> (T555T)	<b>216-5081</b> (T167T)	C.S.	<b>SH-501S</b>		

















# JOHN DEERE

Line No.	Cyl. Dia.	No. Cyl.	ASSEMBLIES AND COMPONENT PARTS						GASKET SETS			
			 Cylinder Kits	 Liners	 Pistons	 PISTON RINGS			 Pins 223-1 Bushing 223-3	 Full Sets Lower Sets	 Head Sets Oil Pan Sets	
						Set No.	Comp.	Oil				
33	3.875"	6	<b>292 CID (4.8L) 292 GM GASOLINE ENGINE; POWER UNIT 292</b>						Full Set FS1185E Head Set HS1185E Head Gskt 3829 Pan Set OS30988X Valve Cvr VS39693 Manif Set MS16033X Front Seal JV862★ Front Seal JV925☺ Front Seal 66597RS◆ Front Seal A228▲ Rear Seal JV1627● Therm Gskt C24109 Water Pmp K26572 Water Gskt C24109VF■ Fuel Pmp D27094  ★ Repair Sleeve not Included ☺ Contains Repair Sleeve ● Seal Lip Relocator Type ◆ Repair Sleeve Ground Steel .020" Thickness ▲ Nickel Plated Formed Steel .013" Thickness ■ Victo- Foam			
34	4.000"	2	<b>101 CID (1.6L) HA115G GASOLINE ENGINE; WHEEL TRACTORS-M, 320 TO S/N 320854</b>						Full Set FS1866X Head Set HS1866 Head Gskt 1866 Pan Set OS20762 Valve Cvr VS37549 Front Seal 62290 Rear Seal 63392			
			<b>224-2994.045</b> .045" Only	<b>224-3198.045</b> (M1839T)	<b>S4972.040▲</b> 3-3/32" 1-1/4" (AM1625T) .040" Only			223-3591				
			Notes: 1. Repair Sleeve 226-8014 (1/8" Wall - 10-1/4" Long, Universal) 2. Repair Sleeve 226-8064 (3/32" Wall - 10-1/4" Long, Universal)									
			▲ .040" Rings may be used with .045" Piston.									
35	4.000"	2	<b>101 CID (1.6L) HA115G GASOLINE ENGINE; WHEEL TRACTORS-40, 320 S/N 320855-UP, 330</b>						Full Set FS1866X Head Set HS1866 Head Gskt 1866 Pan Set OS20762 Valve Cvr VS37549 Front Seal 62290 Rear Seal 63392			
			<b>224-2994.045</b> .045" Only	<b>224-3198.045</b> (M1839T)	<b>S4972.040▲</b> 3-3/32" 1-1/4" (AM1625T) .040" Only			223-3591				
			Notes: 1. Repair Sleeve 226-8014 (1/8" Wall - 10-1/4" Long, Universal) 2. Repair Sleeve 226-8064 (3/32" Wall - 10-1/4" Long, Universal)									
			▲ .040" Rings may be used with .045" Piston.									








Line No.	VALVE TRAIN PARTS					BEARINGS			
	Exh. or Int.	 Valves	 Guides	 Springs	 Keepers	 Pos.			 Std. Shaft Diameter
							Standard Part No.	Undersizes	
33						R.B. <b>CB-663P</b>	10-20-30-40	2.0990/2.1000	
						M.S. <b>MS-617P</b>	10-20-30-40		
						1-2-3-    MB-3135P		2.2983/2.2993	
						4-5-6    MB-2588P(F)		2.2983/2.2993	
						C.S. <b>SH-399S◆</b>			
						C.S. <b>SH-718S▲</b>			
						◆ For 1963 - 1970 Application ▲ For 1971 - 1989 Application			
34	Exh. <b>211-1783</b> (M101T)	<b>217-3858</b> (M40T)	<b>212-1096</b> (M102T)	<b>216-5080</b> (T20077)	R.B. <b>CB-436B</b>	10-20-30	2.4980/2.4990		
	Int. <b>211-1782</b> (M100T)	<b>217-3858</b> (M40T)	<b>212-1096</b> (M102T)	<b>216-5080</b> (T20077)	M.S. <b>MS-319P</b>	10-20			
					1    MB-1581P		2.3970/2.3980		
					2    MB-1582P(F)		2.3970/2.3980		
	Exh. <b>218-7535</b>	ValveSeat			C.S. <b>SH-531S</b>				
	Int. <b>218-7631</b>	ValveSeat							
35	Exh. <b>211-1783</b> (M101T)	<b>217-3858</b> (M40T)	<b>212-1096</b> (M102T)	<b>216-5080</b> (T20077)	R.B. <b>CB-436B</b>	10-20-30	2.4980/2.4990		
	Int. <b>211-1782</b> (M100T)	<b>217-3858</b> (M40T)	<b>212-1096</b> (M102T)	<b>216-5080</b> (T20077)	M.S. <b>MS-319P</b>	10-20			
					1    MB-1581P		2.3970/2.3980		
					2    MB-1582P(F)		2.3970/2.3980		
	Exh. <b>218-7535</b>	ValveSeat			C.S. <b>SH-531S</b>				
	Int. <b>218-7631</b>	Valve Seat							

# JOHN DEERE

Line No.	Cyl. Dia.	No. Cyl.	ASSEMBLIES AND COMPONENT PARTS							GASKET SETS			
			 Cylinder Kits	 Liners	 Pistons	 PISTON RINGS			 Pins 223-1 Bushing 223-3	 Full Sets Lower Sets	 Head Sets Oil Pan Sets		
						Set No.	Comp.	Oil					
36	4.000"	4	201 CID (3.3L) 201 GASOLINE & L.P. ENGINE SERIES TO S/N 049999; WHEEL TRACTORS-3010, JD500, JD500A										
			<b>226-1388</b> (AR52548)	<b>226-4184</b> (R26118)	<b>S40371</b> (AR27851)	3-3/32"	2-1/4"			<b>223-3521</b> (R30929)	<b>Head Set HS3217VY</b> <b>Lower Set CS3850 ●</b> <b>Pan Set OS21580</b> <b>Valve Cvr VS38120</b> <b>Front Seal 47407</b> <b>Front Seal SS47407 ☞</b> <b>Rear Seal 46829</b> <b>Rear Seal SS46829 ☞</b> <b>Rear Seal SS48172 ★</b> <b>Valve Seal 216-1163</b>	● Use w/ Head Set, Front & Rear Seal to make Full Set. ☞ Set Includes Micro-Shield Repair Sleeve and Oil Seal. ★ Teflon Seal w/ Repair Sleeve.	
37	4.000"	4	201 CID (3.3L) 201 GASOLINE & LPG ENGINE SERIES S/N 050000-UP; WHEEL TRACTORS-3010, JD500, JD500A										
			<b>226-1388</b> (AR52548)	<b>226-4184</b> (R26118)	<b>S40371</b> (AR27851)	3-3/32"	2-1/4"			<b>223-3521</b> (R30929)	<b>Head Set HS3217VY</b> <b>Lower Set CS3850 ●</b> <b>Pan Set OS21580</b> <b>Valve Cvr VS38120</b> <b>Front Seal 47407</b> <b>Front Seal SS47407 ☞</b> <b>Rear Seal 46829</b> <b>Rear Seal SS46829 ☞</b> <b>Valve Seal 216-1163</b>	● Use w/ Head Set, Front & Rear Seal to make Full Set. ☞ Set Includes Micro-Shield Repair Sleeve and Oil Seal.	








Line No.	VALVE TRAIN PARTS					BEARINGS			
	Exh. or Int.								Std. Shaft Diameter
		Valves	Guides	Springs	Keepers	Pos.	Standard Part No.	Undersizes	
<b>36</b>	Exh.	<b>211-1867</b> (R42420)	<b>217-3897</b> (R28653)	<b>212-1111</b> (R26110)	<b>216-5080</b> (T20077)	<b>R.B.</b>	<b>CB-669P</b>	10-20-30	2.9980/2.9990
	Int.	<b>211-1868</b> (R26109)	<b>217-3897</b> (R28653)	<b>212-1111</b> (R26110)	<b>216-5080</b> (T20077)	<b>M.S.</b>	<b>MS-836P</b>	10-20	
	Exh.	<b>218-7497</b> ♦	ValveSeat			<b>1-3</b>	MB-2415P		3.3715/3.3725
	Int.	<b>218-7619</b> (R43681)	ValveSeat			<b>2</b>	MB-2416P(F)		3.3715/3.3725
						Notes: Only for blocks marked R26150 and R26160.			
						<b>M.S.</b>	<b>MS-1526P</b>	10-20	
						<b>1-3</b>	MB-2858P		3.3715/3.3720
						<b>2</b>	MB-2859P		3.3720/3.3730
						<b>T.W.2</b>	MB-2859W		3.6330/3.6430
						Notes:			
						1. Only for Blocks Marked R40910, R40920, R46350, R46430, and R49540.			
						2. MS-1526P Includes Straight Shell Bearing and Thrust Washers for No. 2 Position.			
						3. MB-2859W; 3 Pcs. Req'd - Included in M.S.			
						<b>C.S.</b>	<b>SH-786S</b>		
<b>37</b>	Exh.	<b>211-1867</b> (R42420)	<b>217-3897</b> (R28653)	<b>212-1111</b> (R26110)	<b>216-5080</b> (T20077)	<b>R.B.</b>	<b>CB-669P</b>	2-10-20-30	2.9980/2.9990
	Int.	<b>211-1868</b> (R26109)	<b>217-3897</b> (R28653)	<b>212-1111</b> (R26110)	<b>216-5080</b> (T20077)	<b>M.S.</b>	<b>MS-836P</b>	10-20	
	Exh.	<b>218-7497</b> ♦	ValveSeat			<b>1-3</b>	MB-2415P		3.3715/3.3725
	Int.	<b>218-7619</b> (R43681)	ValveSeat			<b>2</b>	MB-2416P(F)		3.3715/3.3725
						Note: Only for Blocks Marked R26150 and R26160.			
						<b>M.S.</b>	<b>MS-1526P</b>	10-20	
						<b>1-3</b>	MB-2858P		3.3715/3.3720
						<b>2</b>	MB-2859P		3.3720/3.3730
						<b>T.W.2</b>	MB-2859W		3.6330/3.6430
						Notes:			
						1. Only for Blocks Marked R40910, R40920, R46350, R46430, R46540.			
						2. MS-1526P Includes Straight Shell Bearing and Thrust Washers for No. 2 Position.			
						3. MB-2859W; 3 Pcs. Req'd - Included in M.S.			
						<b>C.S.</b>	<b>SH-786S</b>		

# JOHN DEERE










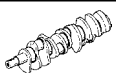


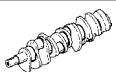
Line No.	Cyl. Dia.	No. Cyl.	ASSEMBLIES AND COMPONENT PARTS						GASKET SETS			
			 Cylinder Kits	 Liners	 Pistons	 PISTON RINGS			 Pins 223-1 Bushing 223-3	 Full Sets Lower Sets	 Head Sets Oil Pan Sets	
						Set No.	Comp.	Oil				
38	4.000"	6	<b>301 CID (4.9L) 301 GASOLINE ENGINE SERIES TO S/N 200999; WHEEL TRACTORS-4010, JD600, JD644, JD690</b>									Head Set HS3214VC Lower Set CS3846Y ● Pan Set OS20552 Valve Cvr VS39694 Front Seal 47407 Front Seal SS47407 ☽ Rear Seal 46829 Rear Seal SS46829 ☽ Rear Seal SS48172★ Valve Seal 216-7163  ● Use w/ Head Set, Front & Rear Seal to make Full Set. ☽ Set Includes Micro-Shield Repair Sleeve and Oil Seal. ★ Teflon Seal w/ Repair Sleeve.
			226-1388 (AR52548)  223-7168 (AR70645) (O-ring Kit)	226-4184 (R26118)	S40371 (AR27851)	3-3/32"	2-1/4"		223-3521 (R30929)			
39	4.000"	6	<b>301 CID (4.9L) 301 GASOLINE ENGINE SERIES S/N 201000-UP; WHEEL TRACTORS- 4010, JD600, JD644, JD690</b>									Head Set HS3214VC Lower Set CS3846Y ● Pan Set OS20552 Valve Cvr VS39694 Front Seal 47407 Front Seal SS47407 ☽ Rear Seal 46829 Rear Seal SS46829 ☽ Rear Seal SS48172★ Valve Seal 216-1163  ● Use w/ Head Set, Front & Rear Seal to make Full Set. ☽ Set Includes Micro-Shield Repair Sleeve and Oil Seal. ★ Teflon Seal w/ Repair Sleeve.
			226-1388 (AR52548)  223-7168 (AR70645) (O-ring Kit)	226-4184 (R26118)	S40371 (AR27851)	3-3/32"	2-1/4"		223-3521 (R30929)			

Line No.	Exh. or Int.	VALVE TRAIN PARTS				BEARINGS			
		Valves	Guides	Springs	Keepers	Pos.	BEARINGS		Std. Shaft Diameter
							Standard Part No.	Undersizes	
38	Exh.	<b>211-1867</b> (R42420)	<b>217-3897</b> (R28653)	<b>212-1111</b> (R26110)	<b>216-5080</b> (T20077)	<b>R.B.</b>	<b>CB-669P</b>	2-10-20-30	2.9980/2.9990
	Int.	<b>211-1868</b> (R26109)	<b>217-3897</b> (R28653)	<b>212-1111</b> (R26110)	<b>216-5080</b> (T20077)	<b>M.S.</b>	<b>MS-838P</b>	10-20	
	Exh.	<b>218-7497</b> ♦	ValveSeat			<b>1-2-4</b>	MB-2415P		3.3715/3.3725
	Int.	<b>218-7619</b> (R43681)	ValveSeat			<b>3</b>	MB-2416P(F)		3.3715/3.3725
♦ Available .010" Oversize									
39	Exh.	<b>211-1867</b> (R42420)	<b>217-3897</b> (R28653)	<b>212-1111</b> (R26110)	<b>216-5080</b> (T20077)	<b>R.B.</b>	<b>CB-669P</b>	2-10-20-30	2.9980/2.9990
	Int.	<b>211-1868</b> (R26109)	<b>217-3897</b> (R28653)	<b>212-1111</b> (R26110)	<b>216-5080</b> (T20077)	<b>M.S.</b>	<b>MS-838P</b>	10-20	
	Exh.	<b>218-7497</b> ♦	ValveSeat			<b>1-2-4</b>	MB-2415P		3.3715/3.3725
	Int.	<b>218-7619</b> (R43681)	ValveSeat			<b>3</b>	MB-2416P(F)		3.3715/3.3725
♦ Available .010" Oversize									
						<b>M.S.</b>	<b>MS-1528P</b>	10-20-30	
						<b>1-2-4</b>	MB-2858P		3.3715/3.3725
						<b>3</b>	MB-2859P		3.3720/3.3730
						<b>T.W.3</b>	MB-2859W		3.6330/3.6340
Note: 3 Pcs. Req'd - Included in M.S.									
Notes:									
1. MS-1528P Includes Straight Shell Bearing and Thrust Washers for No. 3 Position.									
2. MB-2859W; 3 Pcs. Req'd - Included in M.S.									
						<b>C.S.</b>	<b>SH-785S</b>		








# JOHN DEERE









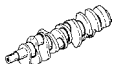
Line No.	Cyl. Dia.	No. Cyl.	ASSEMBLIES AND COMPONENT PARTS						GASKET SETS			
			 Cylinder Kits	 Liners	 Pistons	 PISTON RINGS			 Pins 223-1 Bushing 223-3	 Full Sets Lower Sets	 Head Sets Oil Pan Sets	
						Set No.	Comp.	Oil				
40	4.020"	3	<b>164 CID (2.7L) 3164D DIESEL ENGINE, JD164 DIESEL POWER UNIT; WHEEL TRACTOR-1520</b>									
			1520 To S/N 160309; Diesel Three Sealing Rings used - Two Ring Grooves on Sleeve. <b>223-7156</b> AR71618 (O-ring Kit)	<b>224-2025</b> (RE53265)	<b>S41071</b> (AR55759)	1-1/8" 1-3/32"	1-5mm	<b>223-3561</b> (T23471)	<b>Head Set HS3506W</b> 3164D Eng <b>Head Gskt 3506</b> 3164D Eng <b>Lower Set CS3800</b> ● <b>Pan Set OS20841</b> 3164 Eng <b>Front Seal 46489</b> <b>Front Seal SS46489</b> ☺ <b>Rear Seal 48367</b> ◆ <b>Rear Seal 62700</b> <b>Rear Seal SS62700</b> ☺			
4.020"	3	1520 S/N 160310-Up; Diesel Three Sealing Rings used - No Ring Grooves on Sleeve. <b>226-1540</b> (AR82286) <b>223-7156</b> (AR71618) (O-ring Kit)	<b>226-4446</b> (R116463)	<b>224-2025</b> (RE53265)	<b>S41071</b> (AR55759)	1-1/8" 1-3/32"	1-5mm	<b>223-3561</b> (T23471)	● Use w/ Head Set, Front & Rear Seal to make Full Set. ◆ O.E. Style Unitized Seal & Sleeve Assy. ☺ Set Includes Micro-Shield Repair Sleeve and Oil Seal.			
41	4.020"	6	<b>329 CID (5.4L) JD329D, 6329D DIESEL ENGINE, JD329 DIESEL POWER UNIT</b>									
			JD329, to S/N 156942; Diesel Three Sealing Rings used - Two Ring Grooves on Sleeve. <b>223-7156</b> (AR71618) (O-ring Kit)	<b>224-2025</b> (RE53265)	<b>S41071</b> (AR55759)	1-1/8" 1-3/32"	1-5mm	<b>223-3561</b> (T23471)	<b>Head Set HS3901</b> <b>Head Gskt 3901</b> <b>Lower Set CS3901</b> ● <b>Pan Set OS21788</b> <b>Valve Cvr VS29696</b> <b>Front Seal 46489</b> <b>Front Seal SS46489</b> ☺ <b>Rear Seal 62700</b> <b>Rear Seal SS62700</b> ☺			
4.020"	6	JD329S/N 156943-Up; Diesel Three Sealing Rings used - No Ring Grooves on Sleeve. <b>226-1540</b> (AR82286) <b>223-7156</b> (AR71618) (O-ring Kit)	<b>226-4446</b> (R116463)	<b>224-2025</b> (RE53265)	<b>S41071</b> (AR55759)	1-1/8" 1-3/32"	1-5mm	<b>223-3561</b> (T23471)	● Use w/ Head Set, Front & Rear Seal to make Full Set. ☺ Set Includes Micro-Shield Repair Sleeve and Oil Seal.			










Line No.	Exh. or Int.	VALVE TRAIN PARTS				BEARINGS				
		 Valves	 Guides	 Springs	 Keepers	 Pos.			 Std. Shaft Diameter	
							Standard Part No.	Undersizes		
40	Exh.	<b>211-4169</b> (R79624)	<b>217-4071</b> (R28654)	<b>212-1112</b> (R26125)	<b>216-5144</b>	R.B.	<b>CB-759AL</b>	10-20-30	2.7480/2.7490	
	Int.	<b>211-4168</b> (R79623)	<b>217-4071</b> (R28654)	<b>212-1112</b> (R26125)	<b>216-5144</b>	M.S. 1-2-3 4	<b>MS-874AL</b> MB-2454AL MB-2455AL(F)	10-20-30	3.1230/3.1240 3.1230/3.1340	
	Exh.	<b>218-7497</b>	ValveSeat		<b>216-5145</b> ●					
		 <b>CAMSHAFT/TIMING COMPONENTS</b> 								
		<b>213-1744</b> (T20073)	MechanicalLifter							
		 <b>CRANKSHAFT</b>								
		<b>247-5056</b> (RE46896)	CrankshafShort Nose w/o Gear							
		<b>247-5144</b> (RE46896)	CrankshafShort Nose w/ Gear							
		<b>Rod Bolt</b>	<b>Rod Marked</b>							
		<b>216-7131</b> (R74194)	T20007,R51727, R58979							
		<b>216-7133</b> (R80033)	R80032,R80034, R58979 R105011,R113612							
41	Exh.	<b>211-4169</b> (R79624)	<b>217-4071</b> (R28654)	<b>212-1112</b> (R26125)	<b>216-5144</b>	R.B.	<b>CB-759AL</b>	10-20-30	2.7480/2.7490	
	Int.	<b>211-4168</b> (R79623)	<b>217-4071</b> (R28654)	<b>212-1112</b> (R26125)	<b>216-5144</b>	M.S. 1-2-3- 4-5-6 7	<b>MS-1459AL</b> MB-2454AL MB-2455AL(F)	10-20-30	3.1230/3.1240 3.1230/3.1240	
			 <b>CAMSHAFT/TIMING COMPONENTS</b> 							
			<b>229-2408</b> (R82821)	Camshaft						
		<b>213-1744</b> (T20073)	MechanicalLifter							
		 <b>CRANKSHAFT</b>								
		<b>Rod Bolt</b>	<b>Rod Marked</b>							
		<b>216-7131</b> (R74194)	T20007,R51727, R58979							
		<b>216-7133</b> (R80033)	R80032,R80034, R81410 R105011,R113612							









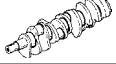
# JOHN DEERE

Line No.	Cyl. Dia.	No. Cyl.	ASSEMBLIES AND COMPONENT PARTS						GASKET SETS			
			 Cylinder Kits	 Liners	 Pistons	 PISTON RINGS			 Pins 223-1 Bushing 223-3	 Full Sets Lower Sets	 Head Sets Oil Pan Sets	
						Set No.	Comp.	Oil				
<b>42</b>			<b>219 CID (3.6L) 4219D DIESEL ENGINE; WHEEL TRACTOR-2520</b>									
4.020"	4	4	2520S/N 145530 to 157575; Diesel. Three Sealing Rings used - Two Ring Grooves on Sleeve. <b>223-7156</b> (AR71618) (O-ring Kit) <b>224-2025</b> (RE53265) <b>S41071</b> (AR55759) 1-1/8" 1-5mm Keystone Top Ring <b>223-3561</b> (T23471)						<b>Head Set HS3900</b> <b>Head Gskt 4874</b> <b>Lower Set CS3900</b> ● <b>Pan Set OS32159</b> <b>Valve Cvr VS38126</b> <b>Front Seal 46489</b> <b>Front Seal SS46489</b> ☺ <b>Rear Seal 62700</b> <b>Rear Seal SS62700</b> ☺			
4.020"	4	4	2520S/N 157576-Up, Diesel. Three Sealing Rings used - No Ring Grooves on Sleeve. <b>226-1540</b> (AR82286) <b>226-4446</b> (R116463) <b>224-2025</b> (RE53265) <b>S41071</b> (AR55759) 1-1/8" 1-5mm Keystone Top Ring <b>223-7156</b> (AR71618) (O-ring Kit) <b>223-3561</b> (T23471)						● Use w/ Head Set, Front & Rear Seal to make Full Set. ☺ Set Includes Micro-Shield Repair Sleeve and Oil Seal.			








Line No.	VALVE TRAIN PARTS				BEARINGS				
	Exh. or Int.								
		Valves	Guides	Springs	Keepers	Pos.	Standard Part No.	Undersizes	Std. Shaft Diameter
42	Exh.	<b>211-4169</b> (R79624)	<b>217-4071</b> (R28654)	<b>212-1112</b> (R26125)	<b>216-5144</b>	R.B.	<b>CB-759AL</b>	10-20-30	2.7480/2.7490
	Int.	<b>211-4168</b> (R79623)	<b>217-4071</b> (R28654)	<b>212-1112</b> (R26125)	<b>216-5144</b>	M.S. 1-2-3- 4 5	<b>MS-875AL</b> MB-2454AL	10-20-30	3.1230/3.1240
	Exh.	<b>218-7497</b>	ValveSeat		<b>216-5145●</b>		MB-2455AL(F)		3.1230/3.1240
● HardenedExh. & Int.									
 <b>CAMSHAFT/TIMING COMPONENTS</b> 									
		<b>229-2407</b> (R82820)	Camshaft						
		<b>213-1744</b> (T20073)	MechanicalLifter						
 <b>CRANKSHAFT</b>									
		<b>247-5057</b> (RE48748)	CrankshafShort Nose w/o Gear						
		<b>247-5108</b> (RE65224)	Crankshaf60mm Nose (long) w/ Gear						
		<b>247-5154</b> (RE48748)	CrankshafShort Nose w/ Gear						
		<b>Rod Bolt</b> <b>216-7131</b> (R74194)	<b>Rod Marked</b> T20007,R51727, R58979						
		<b>216-7133</b> (R80033)	R80032,R80034, R81410 R105011,R113612						











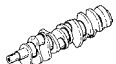


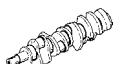
# JOHN DEERE

Line No.	Cyl. Dia.	No. Cyl.	ASSEMBLIES AND COMPONENT PARTS						GASKET SETS			
			 Cylinder Kits	 Liners	 Pistons	 PISTON RINGS			 Pins 223-1 Bushing 223-3	 Full Sets Lower Sets	 Head Sets Oil Pan Sets	
						Set No.	Comp.	Oil				
43	4.020"	4	<b>219 CID (3.6L) 4219D DIESEL ENGINE; WHEEL TRACTOR-2030 S/N 134700 TO 211699; WHEEL LOADER-JD410 TO S/N 141864, 142980 TO 143969; COMBINE-3300 TO S/N 211699</b>									
			2520 S/N 157576-Up (Diesel) Three Sealing Rings used - No Ring Grooves on Sleeve. <b>226-1540</b> (AR82286) <b>226-4446</b> (R116463) <b>224-2025</b> (RE53265) <b>S41071</b> (AR55759) 1-1/8" 1-5mm 1-3/32" Keystone Top Ring						<b>223-3561</b> (T23471)			
									<b>Head Set HS3900</b> <b>Head Set 4874</b> <b>Lower Set CS3800●</b> <b>Pan Set OS32159</b> <b>Valve Cvr VS38126</b> <b>Front Seal 46489</b> <b>Front Seal SS46489 ☽</b> <b>Rear Seal 62700</b> <b>Rear Seal SS62700 ☽</b>			
									● Use w/ Head Set, Front & Rear Seal to make Full Set. ☽ Set Includes Micro-Shield Repair Sleeve and Oil Seal.			

Line No.	VALVE TRAIN PARTS				BEARINGS				
	Exh. or Int.								
		Valves	Guides	Springs	Keepers	Pos.	Standard Part No.	Undersizes	Std. Shaft Diameter
43	Exh.	<b>211-4169</b> (R79624)	<b>217-4071</b> (R28654)	<b>212-1112</b> (R26125)	<b>216-5144</b>	R.B.	<b>CB-759AL</b>	10-20-30	2.7480/2.7490
	Int.	<b>211-4168</b> (R79623)	<b>217-4071</b> (R28654)	<b>212-1112</b> (R26125)	<b>216-5144</b>  <b>216-5145●</b>	M.S. 1-2-3- 4 5	<b>MS-875AL</b> MB-2454AL  MB-2455AL(F)	10-20-30	3.1230/3.1240  3.1230/3.1240
● Hardened Exh. & Int.									
 <b>CAMSHAFT/TIMING COMPONENTS</b> 									
		<b>229-2407</b> (R82820)	Camshaft						
		<b>213-1744</b> (T20073)	Mechanical Lifter						
 <b>CRANKSHAFT</b>									
		<b>247-5057</b> (RE48748)	Crankshaft Short Nose w/o Gear						
		<b>247-5108</b> (RE65224)	Crankshaft 60mm Nose (long) w/ Gear						
		<b>247-5154</b> (RE48748)	Crankshaft Short Nose w/ Gear						
		<b>Rod Bolt</b> <b>216-7131</b> (R74194)	<b>Rod Marked</b> T20007, R51727, R58979						
		<b>216-7133</b> (R80033)	R80032, R80034, R81410 R105011, R113612						








# JOHN DEERE












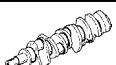
Line No.	Cyl. Dia.	No. Cyl.	ASSEMBLIES AND COMPONENT PARTS						GASKET SETS			
			 Cylinder Kits	 Liners	 Pistons	 PISTON RINGS			 Pins 223-1 Bushing 223-3	 Full Sets Lower Sets	 Head Sets Oil Pan Sets	
						Set No.	Comp.	Oil				
44	4.020"	4	<b>219 CID (3.6L) 4219T TURBO DIESEL ENGINE; SKIDDER-JD440 4.020" BORE S/N 050000-UP</b>									
			Three Sealing Rings used - No Ring Grooves on Sleeve. <b>226-1540</b> (AR82286) <b>226-4446</b> (R116463) <b>224-2025</b> (RE53265) <b>S41071</b> (AR55759)   1-1/8" 1-5mm <b>223-7156</b> (AR71618) (O-ring Kit)   Keystone Top Ring						<b>223-3561</b> (T23471)			
			1520 (From S/N 160310); 2520 (From S/N 157575); JD440A & B w/Turbo (From S/N 5000 to 139589); 2030 (From S/N 13700); 3300 (To S/N 211699)						<b>Head Set HS3900</b> <b>Head Gskt 4874</b> <b>Lower Set CS3900 ●</b> <b>Pan Set OS32159</b> <b>Valve Cvr VS38126</b> <b>Front Seal 46489</b> <b>Front Seal SS46489 ☞</b> <b>Rear Seal 48367 ◆</b> <b>Rear Seal 62700</b> <b>Rear Seal SS62700 ☞</b>			
									<ul style="list-style-type: none"> <li>● Use w/ Head Set, Front &amp; Rear Seal to make Full Set.</li> <li>◆ O.E. Style Unitized Seal &amp; Sleeve Assy.</li> <li>☞ Set Includes Micro-Shield Repair Sleeve and Oil Seal.</li> </ul>			
45	4.020"	4	<b>219 CID (3.6) 4219G GASOLINE ENGINE; WHEEL TRACTOR 2030; LOADER JD401B; FORKLIFT JD480B; COMBINE 3300</b>									
			<b>S41260</b> (AR55760)						<b>Head Set HS3900X</b> <b>Head Gskt 4874</b> <b>Lower Set CS3800 ●</b> <b>Pan Set OS32159</b> <b>Valve Cvr VS38126</b> <b>Front Seal 46489</b> <b>Front Seal SS46489 ☞</b> <b>Rear Seal 48367 ◆</b> <b>Rear Seal 62700</b> <b>Rear Seal SS62700 ☞</b>			
									<ul style="list-style-type: none"> <li>● Use w/ Head Set, Front &amp; Rear Oil Seals to make Full Set.</li> <li>☞ Set Includes Micro-Shield Repair Sleeve and Oil Seal.</li> <li>◆ O.E. Style Unitized Seal &amp; Sleeve Assy.</li> </ul>			

Line No.	VALVE TRAIN PARTS				BEARINGS				
	Exh. or Int.	 Valves	 Guides	 Springs	 Keepers	 Pos.	 Standard Part No.	 Undersizes	 Std. Shaft Diameter
44	Exh.	<b>211-4169</b> (R79624)		<b>212-1112</b> (R26125)	<b>216-5144</b>	R.B.	<b>CB-759AL</b>	10-20-30	2.7480/2.7490
	Int.	<b>211-4168</b> (R79623)		<b>212-1112</b> (R26125)	<b>216-5144</b>	M.S.	<b>MS-875AL</b>	10-20-30	3.1230/3.1240
						1-2-3-4	MB-2454AL		3.1230/3.1240
						5	MB-2455AL(F)		3.1230/3.1240
					<b>216-5145●</b>				
	● Hardened Exh. & Int.								
	 <b>CAMSHAFT/TIMING COMPONENTS</b> 								
	<b>229-2407</b> (R82820)	Camshaft							
	<b>213-1744</b> (T20073)	Mechanical Lifter							
	 <b>CRANKSHAFT</b>								
	<b>247-5057</b> (RE48748)	Crankshaft Nose w/o Gear							
	<b>247-5108</b> (RE65224)	Crankshaft 60mm Nose (long) w/ Gear							
	<b>247-5154</b> (RE48748)	Crankshaft Short Nose w/ Gear							
	<b>Rod Bolt</b> <b>216-7131</b> (R74194)	<b>Rod Marked</b> T20007, R51727, R58979							
	<b>216-7133</b> (R80033)	R80032, R80034, R81410 R105011, R113612							
45	Exh.	<b>211-4085</b> (R90692)		<b>217-4071</b>		R.B.	<b>CB-637P</b>	10-20-30	2.3085/2.3095
	Int.	<b>211-3346</b> (R98062)		<b>217-4071</b>		M.S.	<b>MS-873AL</b>	10-20-30	3.1230/3.1240
						1-2	MB-2454AL		3.1230/3.1240
						3	MB-24155AL		3.1230/3.1240
	 <b>CAMSHAFT/TIMING COMPONENTS</b> 								
	<b>229-2407</b> (R82820)	Camshaft							
	<b>213-1744</b> (T20073)	Mechanical Lifter							
	 <b>CRANKSHAFT</b>								
	<b>247-5057</b> (RE48748)	Crankshaft Short Nose w/o Gear							



















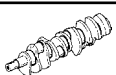


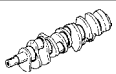
# JOHN DEERE

Line No.	Cyl. Dia.	No. Cyl.	ASSEMBLIES AND COMPONENT PARTS						GASKET SETS			
			 Cylinder Kits	 Liners	 Pistons	 PISTON RINGS			 Pins 223-1 Bushing 223-3	 Full Sets Lower Sets	 Head Sets Oil Pan Sets	
						Set No.	Comp.	Oil				
46	4.020"	3	<b>164 CID (2.7L) 3164G GASOLINE ENGINE; WHEEL TRACTOR-1520 S/N 158994 - UP</b>									
			<b>226-4446</b> (R116463) <b>223-7156</b> (AR71618) (O-ringKit)		<b>S41260</b> (AR55760)	2-3/32"	1.5mm			<b>Head Set HS3506</b> <b>Head Gskt3506</b> <b>Lower Set CS3800 ●</b> <b>Pan Set OS20841</b> <b>Front Seal46489</b> <b>Front Seal SS46489 )</b> <b>Rear Seal 48367◆</b> <b>Rear Seal 62700</b> <b>Rear Seal SS62700 )</b> <b>Valve Seal216-1163</b>	● Use w/ Head Set, Front & Rear Seal to make Full Set. ◆ O.E. Style Unitized Seal & Sleeve Assy. ) Set Includes Micro-Shield Repair Sleeve and Oil Seal.	
47	4.020"	6	<b>329 CID (5.4L) JD329 GASOLINE POWER UNIT S/N 163737 - UP; 6329G GASOLINE ENGINE</b>									
			<b>226-4446</b> (R116463) <b>223-7156</b> (AR71618) (O-ringKit)		<b>S41071</b> (AR55759)	1-1/8"	1-5.0mm	<b>223-3561</b> (T23471)		<b>Head Set HS3901</b> <b>Head Gskt3901</b> <b>Lower Set CS3901 ●</b> <b>Pan Set OS21788</b> <b>Valve Cvr VS29696</b> <b>Front Seal46489</b> <b>Front Seal SS46489 )</b> <b>Rear Seal 48367◆</b> <b>Rear Seal 62700</b> <b>Rear Seal SS62700 )</b>	● Use w/ Head Set, Front & Rear Seal to make Full Set. ◆ O.E. Style Unitized Seal & Sleeve Assy. ) Set Includes Micro-Shield Repair Sleeve and Oil Seal.	








Line No.	VALVE TRAIN PARTS					BEARINGS					
	Exh. or Int.	 Valves	 Guides	 Springs	 Keepers	 Pos.			 Std. Shaft Diameter		
							Standard Part No.	Undersizes			
46	Exh.	<b>211-1943</b> (T25467)	<b>217-4071</b> (R28654)	<b>212-1112</b> (R26125)	<b>216-5144</b>	R.B.	<b>CB-637P</b>	10-20-30	2.3085/2.3095		
	Int.	<b>211-1940</b> (T25466)	<b>217-4071</b> (R28654)	<b>212-1112</b> (R26125)	<b>216-5144</b>  <b>216-5145●</b>	M.S. 1-2 3	<b>MS-873AL</b> MB-2454AL MB-2455AL(F)	10-20-30	3.1230/3.1240 3.1230/3.1240		
	● Hardened										
		 <b>CAMSHAFT/TIMING COMPONENTS</b> 									
		<b>213-1744</b> (T20073)	Mechanical Lifter								
47	Exh.		<b>217-4071</b> (R28654)			R.B.	<b>CB-759AL</b>	10-20-30	2.7480/2.7490		
	Int.		<b>217-4071</b> (R28654)			M.S. 1-2-3 4	<b>MS-874AL</b> MB-2454AL MB-2455AL(F)	10-20-30	3.1230/3.1240 3.1230/3.1240		
			 <b>CAMSHAFT/TIMING COMPONENTS</b> 								
			<b>229-2408</b> (R82821)	Camshaft							
			<b>213-1744</b> (T20073)	Mechanical Lifter							
		 <b>CRANKSHAFT</b>									
		<b>Rod Bolt</b> <b>216-7131</b> (R74194)	<b>Rod Marked</b> T20007,R51727, R58979								
		<b>216-7133</b> (R80033)	R80032,R80034, R81410 R105011,R113612								












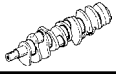
# JOHN DEERE

Line No.	Cyl. Dia.	No. Cyl.	ASSEMBLIES AND COMPONENT PARTS						GASKET SETS			
			 Cylinder Kits	 Liners	 Pistons	 PISTON RINGS			 Pins 223-1 Bushing 223-3	 Full Sets Lower Sets	 Head Sets Oil Pan Sets	
						Set No.	Comp.	Oil				
48	4.020"	3	<b>164 CID (2.7L) 3164D DIESEL ENGINE S/N 178601 - 179601; WHEEL TRACTOR-JD302, 1530, 2040; WHEEL LOADER-JD302, JD302A, JD310, 302</b>						<b>Head Set HS3506W</b> <b>Head Gskt 3506</b> <b>Lower Set CS3800 ●</b> <b>Pan Set OS20841</b> <b>Front Seal 46489</b> <b>Front Seal SS46489 ☺</b> <b>Rear Seal 62700</b> <b>Rear Seal SS62700 ☺</b>			
			Three Sealing Rings used - No Ring Grooves on Sleeve. <b>226-1583▲</b> <b>226-4446▲</b> <b>S41071</b> 1-1/8" 1-5mm (AR71593) (R116463) (AR55759) 1-3/32" <b>223-7156</b> Keystone Top Ring (AR71618) (O-ring Kit)						<b>223-3561†</b> (T23471) <b>223-3596★</b> (R55647)			
			▲ w/ 1.375" Pin Dia. † Bushing 223-3561 (OEM# T23471T & T20008T) OD 1.313", ID 1.189", Length 1.565" ★ Bushing 223-3596 (OEM# R55647) OD 1.500", ID 1.376", Length 1.564"  1530 (From S/N 178601 to 179600); 2030 (From S/N 211700 to 277615); 4030 (To S/N 277549); 450BT; JD410 (From S/N 14186 to 142979; 43970 to 18345); 3300 (From S/N 244700 to 277615); 6600 (From S/N 210982 to 21321; 212402 to 277647); JD440A; B (From 139590 to 181034); JD310 (To S/N 189323)						● Use w/ Head Set, Front & Rear Seal to make Full Set. ☺ Set Includes Micro-Shield Repair Sleeve and Oil Seal.			
49	4.020"	3	<b>164 CID (2.7L) 3164D DIESEL ENGINE S/N 179602-UP; WHEEL TRACTOR-JD302, 1530, 2040; WHEEL LOADER-JD302, JD302A, JD310, 302, 302A;</b>						<b>Head Set HS3506W</b> <b>Head Gskt 3506</b> <b>Lower Set CS3800 ●</b> <b>Pan Set OS20841</b> <b>Front Seal 46489</b> <b>Front Seal SS46489 ☺</b> <b>Rear Seal 62700</b> <b>Rear Seal SS62700 ☺</b>			
			Three Sealing Rings used - No Ring Grooves on Sleeve. <b>226-1584▲</b> <b>226-4446▲</b> <b>224-2024</b> <b>S41071</b> 1-1/8" 1-5mm (AR78041) (R116463) (AR77762) (AR55759) 1-3/32" <b>223-7156</b> Keystone Top Ring (AR71618) (O-ring Kit)						<b>223-3561†</b> (T23471) <b>223-3596★</b> (R55647)			
			▲ w/ 1.375" Pin Dia. † Bushing 223-3561 (OEM# T23471T & T20008T) OD 1.313", ID 1.189" Length 1.565" ★ Bushing 223-3596 (OEM# R55647) OD 1.500", ID 1.3765", Length 1.565"  1530 (From S/N 178601); 2030 (From S/N 277616); 2440, 2840, JD410 (From S/N 189346); 3300 (From S/N 277616); 4030 (From S/N 277550); 4420, 6600 (From S/N 277648); JD440A & B (From S/N 181035); 4400, JD310 (From S/N 18324); JD302A, JD310A, JD310B, JD401B, 9900 Cotton Picker.						● Use w/ Head Set, Front & Rear Seal to make Full Set. ☺ Set Includes Micro-Shield Repair Sleeve and Oil Seal.			








Line No.	Exh. or Int.	VALVE TRAIN PARTS				BEARINGS			
		 Valves	 Guides	 Springs	 Keepers	 Pos.			 Std. Shaft Diameter
							Standard Part No.	Undersizes	
48	Exh.	<b>211-4169</b> (R79624)	<b>217-4071</b> (R28654)	<b>212-1112</b> (R26125)	<b>216-5144</b>	R.B.	<b>CB-759AL</b>	10-20-30	2.7480/2.7490
	Int.	<b>211-4168</b> (R79623)	<b>217-4071</b> (R28654)	<b>212-1112</b> (R26125)	<b>216-5144</b>	M.S. 1-2-3 4	<b>MS-874AL</b> MB-2454AL MB-2455AL(F)	10-20-30	3.1230/3.1240 3.1230/3.1240
					<b>216-5145 ●</b>				
					● Hardened				
		 <b>CAMSHAFT/TIMING COMPONENTS</b> 							
		<b>213-1744</b> (T20073)	Mechanical Lifter						
		 <b>CRANKSHAFT</b>							
		<b>247-5056</b> (RE46896)	Crankshaft Short Nose w/o Gear						
		<b>247-5144</b> (RE46896)	Crankshaft Short Nose w/ Gear						
		<b>Rod Bolts</b> <b>216-7131</b> (R74194)	<b>Rod Marked</b> T20007, R51727, R58979,						
		<b>216-7133</b> (R80033)	R80032, R80034, R58979, R105011, R113612						
49	Exh.	<b>211-4169</b> (R79624)	<b>217-4071</b> (R28654)	<b>212-1112</b> (R26125)	<b>216-5144</b>	R.B.	<b>CB-759AL</b>	10-20-30	2.7480/2.7490
	Int.	<b>211-4168</b> (R79623)	<b>217-4071</b> R28654	<b>212-1112</b> (R26125)	<b>216-5144</b>	M.S. 1-2-3 4	<b>MS-874AL</b> MB-2454AL MB-2455AL(F)	10-20-30	3.1230/3.1240 3.1230/3.1240
					<b>216-5145 ●</b>				
					● Hardened				
		 <b>CAMSHAFT/TIMING COMPONENTS</b> 							
		<b>213-1744</b> (T20073)	Mechanical Lifter						
		 <b>CRANKSHAFT</b>							
		<b>247-5056</b> (RE46896)	Crankshaft Short Nose w/o Gear						
		<b>247-5144</b> (RE46896)	Crankshaft Short Nose w/ Gear						
		<b>Rod Bolt</b> <b>216-7131</b> (R74194)	<b>Rod Marked</b> T20007, R51727, R58979						
		<b>216-7133</b> (R80033)	R8032, R80034, R58979, R105011, R113612						



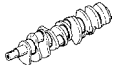
# JOHN DEERE

Line No.	Cyl. Dia.	No. Cyl.	ASSEMBLIES AND COMPONENT PARTS						GASKET SETS			
			 Cylinder Kits	 Liners	 Pistons	 PISTON RINGS			 Pins 223-1 Bushing 223-3	 Full Sets Lower Sets	 Head Sets Oil Pan Sets	
						Set No.	Comp.	Oil				
50	4.020"	3	<b>164 CID (2.7L) 3164G GASOLINE ENGINE; WHEEL LOADERS-JD302, JD302A</b>									
			<b>226-4446</b> (R116463) <b>223-7156</b> (AR71618) (O-ringKit)		<b>S41260</b> (AR55760)	2-3/32"	1.5mm			<b>Head Set HS3506</b> <b>Head Gskt3506</b> <b>Lower Set CS3800 ●</b> <b>Pan Set OS20841</b> <b>Front Seal 46489</b> <b>Front Seal SS46489 ☺</b> <b>Rear Seal 48367 ◆</b> <b>Rear Seal 62700</b> <b>Rear Seal SS62700 ☺</b>	● Use w/ Head Set, Front & Rear Seal to make Full Set. ◆ O.E. Style Unitized Seal & Sleeve Assy. ☺ Set Includes Micro-Shield Repair Sleeve and Oil Seal.	
51	4.020"	4	<b>219 CID (3.6L) 4219T DIESEL ENGINE; WHEEL TRACTOR-2030 S/N 211700 - 277615; WHEEL LOADER-JD410 S/N 141865 - 142979, 143970 - 189345; CRAWLER TRACTOR-JD450B</b>									
			Three Sealing Rings used - No Ring Grooves on Sleeve. <b>226-1583 ▲ 226-4446 ▲</b> (AR71593) (R116463) <b>223-7156</b> (AR71618) (O-ringKit)		<b>S41071</b> (AR55759)	1-1/8"	1-3/32"	1.5mm	<b>223-3561 †</b> (T23471) <b>223-3596 ★</b> (R55647)	<b>Head Set HS3900</b> <b>Head Gskt 4874</b> <b>Lower Set CS3800 ●</b> <b>Pan Set OS32159</b> <b>Valve Cvr VS38126</b> <b>Front Seal 46489</b> <b>Front Seal SS46489 ☺</b> <b>Rear Seal 48367 ◆</b> <b>Rear Seal 62700</b> <b>Rear Seal SS62700 ☺</b>	● Use w/ Head Set, Front & Rear Seal to make Full Set. ◆ O.E. Style Unitized Seal & Sleeve Assy. ☺ Set Includes Micro-Shield Repair Sleeve and Oil Seal.	
			▲ w/ 1.187" Pin Dia. † Bushing 223-3561 (OEM# T23471T & T20008T) OD 1.313", ID 1.189", Length 1.565" ★ Bushing 223-3596 (OEM# R55647) OD 1.500", ID 1.376", Length 1.564"  1530 (From S/N 178601 to 179600); 2030 (From S/N 211700 to 277615); 4030 (To S/N 277549); 450BT; JD410 (From S/N 14186 to 142979; 43970 To 18345); 3300 (From S/N 244700 to 277615); 6600 (From S/N 210982 to 12321; 212402 to 277647); JD440A & B (From 139590 to 181034); JD310 (To S/N 189323)									

Line No.	Exh. or Int.	VALVE TRAIN PARTS				BEARINGS			
		 Valves	 Guides	 Springs	 Keepers	 Pos.			 Std. Shaft Diameter
							Standard Part No.	Undersizes	
50	Exh.	<b>211-4169</b> (R79624)	<b>217-4071</b> (R28654)	<b>212-1112</b> (R26125)	<b>216-5144</b>	R.B.	<b>CB-637P</b>	10-20-30	2.3085/2.3095
	Int.	<b>211-4168</b> (R79623)	<b>217-4071</b> (R28654)	<b>212-1112</b> (R26125)	<b>216-5144</b>	M.S. 1-2 3	<b>MS-873AL</b> MB-2454AL MB-2455AL(F)	10-20-30	3.1230/3.1240 3.1230/3.1240
					<b>216-5145 ●</b>				
					● Hardened				
		 <b>CAMSHAFT/TIMING COMPONENTS</b> 							
		<b>213-1744</b> (T20073)	Mechanical Lifter						
51	Exh.	<b>211-4169</b> (R79624)	<b>217-4071</b> (R28654)	<b>212-1112</b> (R26125)	<b>216-5144</b>	R.B.	<b>CB-759AL</b>	10-20-30	2.7480/2.7490
	Int.	<b>211-4168</b> (R79623)	<b>217-4071</b> (R28654)	<b>212-1112</b> (R26125)	<b>216-5144</b>	M.S. 1-2-3-4 5	<b>MS-875AL</b> MB-2454AL MB-2455AL(F)	10-20-30	3.1230/3.1240 3.1230/3.1240
					<b>216-5145 ●</b>				
					● Hardened				
		 <b>CAMSHAFT/TIMING COMPONENTS</b> 							
		<b>229-2407</b> (R82820)	Camshaft						
		<b>213-1744</b> (T20073)	Mechanical Lifter						
		 <b>CRANKSHAFT</b>							
		<b>247-5057</b> (RE48748)	Crankshaft Short Nose w/o Gear						
		<b>247-5108</b> (RE65224)	Crankshaft 60mm Nose (long) w/ Gear						
		<b>247-5154</b> (RE48748)	Crankshaft Short Nose w/ Gear						
		<b>Rod Bolt</b> <b>216-7131</b> (R74194)	<b>Rod Marked</b> T20007, R51727, R58979						
		<b>216-7133</b> (R80033)	R80032, R80034, R81410, R105011, R113612						








# JOHN DEERE










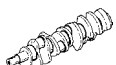
Line No.	Cyl. Dia.	No. Cyl.	ASSEMBLIES AND COMPONENT PARTS						GASKET SETS							
			 Cylinder Kits	 Liners	 Pistons	 PISTON RINGS			 Pins 223-1 Bushing 223-3	 Full Sets Lower Sets	 Head Sets Oil Pan Sets					
						Set No.	Comp.	Oil								
52	4.020"	4	<b>219 CID (3.6L) 4219T DIESEL ENGINE; WHEEL TRACTORS-2030 S/N 277616-UP, 2440; WHEEL LOADER-JD410 S/N 189346-UP; CRAWLER TRACTORS JD450C, JD450D</b>													
			Three Sealing Rings used - No Ring Grooves on Sleeve. <b>226-1584</b> ▲ <b>226-4446</b> ▲ <b>224-2024</b> <b>S41071</b> 1-1/8" 1-5mm (AR78041) (R116463) (AR77762) (AR55759) 1-3/32" <b>223-7156</b> Keystone Top Ring (AR71618) (O-ring Kit)						<b>223-3561</b> † (T23471) <b>223-3596</b> ★ (R55647)				<b>Head Set HS3900</b> <b>Head Gskt 4874</b> <b>Lower Set CS3800</b> ● <b>Pan Set OS32159</b> <b>Valve Cvr VS38126</b> <b>Front Seal 46489</b> <b>Front Seal SS46489</b> ☺ <b>Rear Seal 48367</b> ◆ <b>Rear Seal 62700</b> <b>Rear Seal SS62700</b> ☺			
			▲ w/ 1.375" Pin Dia. † Bushing 223-3561 (OEM# T23471T & T20008T) OD 1.313", ID 1.189", Length 1.565" ★ Bushing 223-3596 (OEM# R55647) OD 1.500", ID 1.376", Length 1.565"													
			1530 (From S/N 178601); 2030 (From S/N 277616); 2440, 2840, JD410 (From S/N 189346-UP); 3300 (From S/N 277616); 4030 (From S/N 277550); 4420, 6600 (From S/N 277648); JD440A & B (From S/N 181035); 4400, JD310 (From S/N 18324); JD302A, JD310A, JD310B, JD401B, 9900 Cotton Picker.						● Use w/ Head Set, Front & Rear Seal to make Full Set. ◆ O.E. Style Unitized Seal & Sleeve Assy. ☺ Set Includes Micro-Shield Repair Sleeve and Oil Seal.							

Line No.	VALVE TRAIN PARTS					BEARINGS			
	Exh. or Int.	Valves	Guides	Springs	Keepers	Pos.	BEARINGS		Std. Shaft Diameter
							Standard Part No.	Undersizes	
52	Exh.	<b>211-4169</b> (R79624)	<b>217-4071</b> (R28654)	<b>212-1112</b> (R26125)	<b>216-5144</b>	R.B.	<b>CB-759AL</b>	10-20-30	2.7480/2.7490
	Int.	<b>211-4168</b> (R79623)	<b>217-4071</b> (R28654)	<b>212-1112</b> (R26125)	<b>216-5144</b>  <b>216-5145●</b>	M.S. 1-2-3- 4 5	<b>MS-875AL</b> MB-2454AL  MB-2455AL(F)	10-20-30	3.1230/3.1240  3.1230/3.1240
● Hardened Exh. & Int.									
 <b>CAMSHAFT/TIMING COMPONENTS</b> 									
		<b>229-2407</b> (R82820)	Camshaft						
		<b>213-1744</b> (T20073)	Mechanical Lifter						
 <b>CRANKSHAFT</b>									
		<b>247-5057</b> (RE48748)	Crankshaft w/o Gear						
		<b>247-5108</b> (RE65224)	Crankshaft 60mm (long) Nose w/ Gear						
		<b>247-5154</b> (RE48748)	Crankshaft Short Nose w/ Gear						
		<b>Rod Bolt</b> <b>216-7131</b> (R74194)	<b>Rod Marked</b> T20007, R51727, R58979						
		<b>216-7133</b> (R80033)	R80032, R80034, R81410, R105011, R113612						


















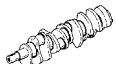


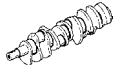
# JOHN DEERE

Line No.	Cyl. Dia.	No. Cyl.	ASSEMBLIES AND COMPONENT PARTS							GASKET SETS			
			 Cylinder Kits	 Liners	 Pistons	 PISTON RINGS			 Pins 223-1 Bushing 223-3	 Full Sets Lower Sets	 Head Sets Oil Pan Sets		
						Set No.	Comp.	Oil					
53	4.020"	4	<b>219 CID (3.6L) 4219T DIESEL ENGINE; SKIDDERS-JD440, JD440A, JD440B; CRAWLER TRACTORS-JD450B, JD450C, 450D, 455D</b>										
			Three Sealing Rings used - No Ring Grooves on Sleeve. <b>226-1540</b> (AR82286) <b>226-4446</b> (R116463) <b>224-2025</b> (RE53265) <b>S41071</b> (AR55759)    1-1/8" 1-5mm 1-3/32" Keystone Top Ring <b>223-7156</b> (AR71618) (O-ring Kit) <b>223-3561</b> (T23471)							<b>Head Set HS3900</b> <b>Head Gskt 4874</b> <b>Lower Set CS3900 ●</b> <b>Pan Set OS32159</b> <b>Valve Cvr VS38126</b> <b>Front Seal 46489</b> <b>Front Seal SS46489 ⤵</b> <b>Rear Seal 48367 ◆</b> <b>Rear Seal 62700</b> <b>Rear Seal SS62700 ⤵</b>			
			1520 (From S/N 16310); 2520 (From S/N 157575); JD404A & B w/Turbo (From Eng. S/N 15000 to 2030 (From Eng. S/N 134700 to 21699); 3300 (To Eng. S/N 211699)							● Use w/ Head Set, Front & Rear Seal to make Full Set. ◆ O.E. Style Unitized Seal & Sleeve Assy. ⤵ Set Includes Micro-Shield Repair Sleeve and Oil Seal.			








Line No.	Exh. or Int.	VALVE TRAIN PARTS				BEARINGS			
		 Valves	 Guides	 Springs	 Keepers	 Pos.			 Std. Shaft Diameter
							Standard Part No.	Undersizes	
53	Exh	<b>211-4169</b> (R79624)	<b>217-4071</b> (R28654)	<b>212-1112</b> (R26125)	<b>216-5144</b>	R.B.	<b>CB-759AL</b>	10-20-30	2.7480/2.7490
	Int	<b>211-4168</b> (R79623)	<b>217-4071</b> (R28654)	<b>212-1112</b> (R26125)	<b>216-5144</b>  <b>216-5145●</b>	M.S. 1-2-3- 4 5	<b>MS-875AL</b> MB-2454AL  MB-2455AL(F)	10-20-30	3.1230/3.1240  3.1230/3.1240
● Hardened Exh. & Int.									
 <b>CAMSHAFT/TIMING COMPONENTS</b> 									
		<b>229-2407</b> (R82820)	Camshaft						
		<b>213-1744</b> (T20073)	Mechanical Lifter						
 <b>CRANKSHAFT</b>									
		<b>247-5057</b> (RE48748)	Crankshaft Short Nose w/o Gear						
		<b>247-5108</b> (RE65224)	Crankshaft 60mm (long) Nose w/ Gear						
		<b>247-5154</b> (RE48748)	Crankshaft Short Nose w/ Gear						
		<b>Rod Bolt</b> <b>216-7131</b> (R74194)	<b>Rod Marked</b> T20007, R51727, R58979						
		<b>216-7133</b> (R80033)	R80032, R80034, R81410, R105011, R113612						










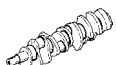


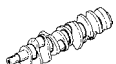
# JOHN DEERE

Line No.	Cyl. Dia.	No. Cyl.	ASSEMBLIES AND COMPONENT PARTS						GASKET SETS			
			 Cylinder Kits	 Liners	 Pistons	 PISTON RINGS			 Pins 223-1 Bushing 223-3	 Full Sets Lower Sets	 Head Sets Oil Pan Sets	
						Set No.	Comp.	Oil				
54	4.020"	6	<b>329 CID (5.4L) 6329D DIESEL ENGINE; COMBINE-6600 TO S/N 210981; S/N 212322 - 212401; GRADER JD570A S/N 1-210208</b>									
			Three Sealing Rings used - No Ring Grooves on Sleeve. <b>226-1540</b> ▲ <b>226-4446</b> ▲ <b>224-2025</b> <b>S41071</b> 1-1/8" 1-5mm (AR82286) (R116463) (RE53265) (AR55759) 1-3/32" <b>223-7156</b> Keystone Top Ring <b>223-3561</b> (AR71618) (T23471) (O-ring Kit)						<b>Head Set HS3901</b> <b>Head Gskt 3901</b> <b>Lower Set CS3901 ●</b> <b>Pan Set OS21788</b> <b>Valve Cvr VS29696</b> <b>Front Seal 46489</b> <b>Front Seal SS46489 ☺</b> <b>Rear Seal 48367 ◆</b> <b>Rear Seal 62700</b> <b>Rear Seal SS62700 ☺</b>			
			▲ w/ 1.187" PIN DIA.; 1520 (From S/N 160310); 2520 (From S/N 157575); JD440A; B w/ Turbo (From Eng. S/N 2030 (From Eng. S/N 50000 to 139589); 2030 (From Eng. S/N 134700 to 21699); 3300 (From Eng. S/N 211699)						● Use w/ Head Set, Front & Rear Seal to make Full Set. ◆ O.E. Style Unitized Seal & Sleeve Assy. ☺ Set Includes Micro-Shield Repair Sleeve and Oil Seal.			
55	4.020"	6	<b>329 CID (5.4L) 6329D DIESEL ENGINE; WHEEL TRACTOR-450BT (EARLY)-4030 TO S/N 277549; COMBINE-6600 S/N 210982 - 212321, S/N 212402 - 277647; GRADER 570A S/N 210209 - 275230</b>									
			Three Sealing Rings used - No Ring Grooves on Sleeve. <b>226-1583</b> ▲ <b>226-4446</b> ▲ <b>S41071</b> 1-1/8" 1-5mm (AR71593) (R116463) (AR55759) 1-3/32" <b>223-7156</b> Keystone Top Ring <b>223-3561</b> † (AR71618) (R55647) <b>223-3596</b> ★ (O-ring Kit) (R55647)						<b>Head Set HS3901</b> <b>Head Gskt 3901</b> <b>Lower Set CS3901 ●</b> <b>Pan Set OS21788</b> <b>Valve Cvr VS29696</b> <b>Front Seal 46489</b> <b>Front Seal SS46489 ☺</b> <b>Rear Seal 48367 ◆</b> <b>Rear Seal 62700</b> <b>Rear Seal SS62700 ☺</b>			
			▲ w/ 1.187" Pin Dia. † Bushing 223-3561 (OEM# T23471 & T20008) OD 1.313", ID 1.189", Length 1.565" ★ Bushing 223-3596 (OEM# R55647) OD 1.500", ID 1.376", Length 1.564" 1530 (From S/N 178601 to 179600); 2030 (From S/N 211700 to 277615); 4030 (To S/N 277549); 450BT, JD410 (From S/N 14186 To 142979; 18345 to 43970); 3300 (From S/N 244700 to 277615); 6600 (From S/N 210982 to 21321; 21402 to 277647; JD440A; B (From S/N 139590 to 181034); JD310 (To S/N 189323)						● Use w/ Head Set, Front & Rear Seal to make Full Set. ◆ O.E. Style Unitized Seal & Sleeve Assy. ☺ Set Includes Micro-Shield Repair Sleeve and Oil Seal.			








Line No.	VALVE TRAIN PARTS				BEARINGS				
	Exh. or Int.						Standard Part No.	Undersizes	 Std. Shaft Diameter
		Valves	Guides	Springs	Keepers	Pos.			
54	Exh.	<b>211-4169</b> (R79624)	<b>217-4071</b> (R28654)	<b>212-1112</b> (R26125)	<b>216-5144</b>	R.B.	<b>CB-759AL</b>	10-20-30	2.7480/2.7490
	Int.	<b>211-4168</b> (R79623)	<b>217-4071</b> (R28654)	<b>212-1112</b> (R26125)	<b>216-5144</b>	M.S.	<b>MS-1459AL</b>	10-20-30	3.1230/3.1240
						1-2-3-	MB-2454AL		3.1230/3.1240
						4-5-6			
					<b>216-5145 ●</b>	7	MB-2455AL(F)		3.1230/3.1240
	● Hardened Exh. & Int.								
	 <b>CAMSHAFT/TIMING COMPONENTS</b> 								
	<b>229-2408</b> (R82821)	Camshaft							
	<b>213-1744</b> (T20073)	Mechanical Lifter							
	 <b>CRANKSHAFT</b>								
	<b>247-5057</b> (RE48748)	Crankshaft Short Nose w/o Gear							
	<b>247-5108</b> (RE65224)	Crankshaft 60mm (long) Nose w/ Gear							
	<b>247-5154</b> (RE48748)	Crankshaft Short Nose w/ Gear							
	<b>Rod Bolt</b> <b>216-7131</b> (R74194)	<b>Rod Marked</b> T20007, R51727, R58979							
	<b>216-7133</b> (R80033)	R80032, R80034, R81410, R105011, R113612							
55	Exh.	<b>211-4169</b> (R79624)	<b>217-4071</b> (R28654)	<b>212-1112</b> (R26125)	<b>216-5144</b>	R.B.	<b>CB-759AL</b>	10-20-30	2.7480/2.7490
	Int.	<b>211-4168</b> (R79623)	<b>217-4071</b> (R28654)	<b>212-1112</b> (R26125)	<b>216-5144</b>	M.S.	<b>MS-1459AL</b>	10-20-30	3.1230/3.1240
						1-2-3-	MB-2454AL		3.1230/3.1240
						4-5-6			
					<b>216-5145 ●</b>	7	MB-2455AL(F)		3.1230/3.1240
	● Hardened Exh. & Int.								
	 <b>CAMSHAFT/TIMING COMPONENTS</b> 								
	<b>229-2408</b> (R82821)	Camshaft							
	<b>213-1744</b> (T20073)	Mechanical Lifter							
	 <b>CRANKSHAFT</b>								
	<b>Rod Bolt</b> <b>216-7131</b> (R74194)	<b>Rod Marked</b> T20007, R51727, R58979,							
	<b>216-7133</b> (R80033)	R80032, R80034, R81410, R105011, R113612							



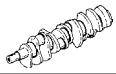


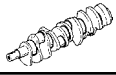
# JOHN DEERE

Line No.	Cyl. Dia.	No. Cyl.	ASSEMBLIES AND COMPONENT PARTS						GASKET SETS							
			 Cylinder Kits	 Liners	 Pistons	 PISTON RINGS			 Pins 223-1 Bushing 223-3	 Full Sets Lower Sets	 Head Sets Oil Pan Sets					
						Set No.	Comp.	Oil								
56	4.020"	6	<b>329 CID (5.4L) JD329D DIESEL ENGINE; WHEEL TRACTOR-4030 S/N 277550-UP, 2840; COMBINE-6600 S/N 277648-UP; GRADER 570A S/N 275231 - 367602</b>													
			Three Sealing Rings used - No Ring Grooves on Sleeve. <b>226-1584</b> ▲ <b>226-4446</b> ▲ <b>224-2024</b> <b>S41071</b> 1-1/8" 1-5mm (AR78041) (R116463) (AR77762) (AR55759) 1-3/32" <b>223-7156</b> Keystone Top Ring (AR71618) (O-ring Kit)						<b>223-3561</b> † (T23471) <b>223-3596</b> ★ (R55647)				<b>Head Set HS3901</b> <b>Head Gskt 3901</b> <b>Lower Set CS3901</b> ● <b>Pan Set OS21788</b> <b>Valve Cvr VS29696</b> <b>Front Seal 46489</b> <b>Front Seal SS46489</b> ☺ <b>Rear Seal 62700</b> <b>Rear Seal SS62700</b> ☺			
			▲ w/ 1.375" Pin Dia. † Bushing 223-3561 (OEM# T23471T & T20008T) OD 1.313", ID 1.189", Length 1.565" ★ Bushing 223-3596 (OEM# R55647) OD 1.500", ID 1.376", Length 1.565"  1530 (From S/N 178601); 2030 (From S/N 277616); 2440, 2840, JD410 (From S/N 189346); 3300 (From S/N 277616); 4030 (From S/N 277550); 4420, 6600 (From S/N 277648); JD440A & B (From S/N 181035); 4400, JD310 (From S/N 18324); JD302A, JD310A, JD401B, 9900 Cotton Picker.						● Use w/ Head Set, Front & Rear Seal to make Full Set. ☺ Set Includes Micro-Shield Repair Sleeve and Oil Seal.							
57	4.020"	6	<b>329 CID (5.4L) 6329D DIESEL ENGINES; WHEEL TRACTORS-JD303A, 3120, 3130; WHEEL LOADERS-JD444, JD444C, JD544, JD544A, 444C, 444D; SKIDDERS-JD540, JD540A; GRADERS-JD570, JD570A, 570B; HARVESTER-482, 484, 499, 699; PICKER-699; COMBINE-4325, 4400, 4420</b>													
			Three Sealing Rings used - No Ring Grooves on Sleeve. <b>226-1583</b> ▲ <b>226-4446</b> ▲ <b>S41071</b> 1-1/8" 1-5mm (AR71593) (R116463) (AR55759) 1-3/32" <b>223-7156</b> Keystone Top Ring (AR71618) (O-ring Kit)						<b>223-3561</b> † (T23471) <b>223-3596</b> ★ (R55647)				<b>Head Set HS3901</b> <b>Head Gskt 3901</b> <b>Lower Set CS3901</b> ● <b>Pan Set OS21788</b> <b>Valve Cvr VS29696</b> <b>Front Seal 46489</b> <b>Front Seal SS46489</b> ☺ <b>Rear Seal 48367</b> ◆ <b>Rear Seal 62700</b> <b>Rear Seal SS62700</b> ☺			
			▲ w/ 1.187" Pin Dia. † Bushing 223-3561 (OEM# T23471T & T20008T) O.D. 1.313", I.D. 1.189", Length 1.565" ★ Bushing 223-3596 (OEM# R55647) O.D. 1.500", I.D. 1.376", Length 1.564"  1530 (From S/N 178601 to 179600); 2030 (From S/N 211700 to 277615); 4030 (To S/N 277549); 450BT, JD410 (From S/N 14186 to 142979; 18345 to 43970); 3300 (From S/N 244700 to 277615); 6600 (From S/N 210982 to 21321; 212402 to 277647); JD440A & B (From 139590 to 181034); JD310 (To S/N 189323)						● Use w/ Head Set, Front & Rear Seal to make Full Set. ◆ O.E. Style Unitized Seal & Sleeve Assy. ☺ Set Includes Micro-Shield Repair Sleeve and Oil Seal.							

Line No.	Exh. or Int.	VALVE TRAIN PARTS				BEARINGS			
		 Valves	 Guides	 Springs	 Keepers	 Pos.			 Std. Shaft Diameter
							Standard Part No.	Undersizes	
56	Exh.	<b>211-4169</b> (R79624)	<b>217-4071</b> (R28654)	<b>212-1112</b> (R26125)	<b>216-5144</b>	R.B.	<b>CB-759AL</b>	10-20-30	2.7480/2.7490
	Int.	<b>211-4168</b> (R79623)	<b>217-4071</b> (R28654)	<b>212-1112</b> (R26125)	<b>216-5144</b>	M.S.	<b>MS-1459AL</b>	10-20-30	3.1230/3.1240
					<b>216-5145</b> ●	1-2-3-4-5-6	MB-2454AL		3.1230/3.1240
						7	MB-2455AL(F)		3.1230/3.1240
		 <b>CAMSHAFT/TIMING COMPONENTS</b> 							
		<b>229-2408</b> (R82821)	Camshaft						
		<b>213-1744</b> (T20073)	Mechanical Lifter						
		 <b>CRANKSHAFT</b>							
		<b>Rod Bolt</b> <b>216-7131</b> (R74194)	<b>Rod Marked</b> T20007,R51727, R58979,						
		<b>216-7133</b> (R80033)	R80032,R80034, R58979 R105011,R113612						
57	Exh.	<b>211-4169</b> (R79624)	<b>217-4071</b> (R28654)	<b>212-1112</b> (R26125)	<b>216-5144</b>	R.B.	<b>CB-759AL</b>	10-20-30	2.7480/2.7490
	Int.	<b>211-4168</b> (R79623)	<b>217-4071</b> (R28654)	<b>212-1112</b> (R26125)	<b>216-5144</b>	M.S.	<b>MS-1459AL</b>	10-20-30	3.1230/3.1240
					<b>216-5145</b> ●	1-2-3-4-5-6	MB-2454AL		3.1230/3.1240
						7	MB-2455AL(F)		3.1230/3.1240
		 <b>CAMSHAFT/TIMING COMPONENTS</b> 							
		<b>229-2408</b> (R82821)	Camshaft						
		<b>213-1744</b> (T20073)	Mechanical Lifter						
		 <b>CRANKSHAFT</b>							
		<b>Rod Bolt</b> <b>216-7131</b> (R74194)	<b>Rod Marked</b> T20007,R51727, R58979						
		<b>216-7133</b> (R80033)	R80032,R80034, R81410, R105011,R113612						








# JOHN DEERE








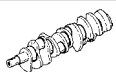
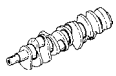
Line No.	Cyl. Dia.	No. Cyl.	ASSEMBLIES AND COMPONENT PARTS						GASKET SETS							
			 Cylinder Kits	 Liners	 Pistons	 PISTON RINGS			 Pins 223-1 Bushing 223-3	 Full Sets Lower Sets	 Head Sets Oil Pan Sets					
						Set No.	Comp.	Oil								
58	4.020"	6	<b>329 CID (5.4L) 6329T DIESEL ENGINE; WHEEL LOADERS-JD444, JD444C, JD540A, JD544A, JD570, JD570A, 444C, 444CH, 710B; SKIDDER-JD540A; GRADERS-JD570, JD570A, 570A, 570B</b>						<b>Head Set HS3901</b> <b>Head Gskt 3901</b> <b>Lower Set CS3901 ●</b> <b>Pan Set OS21788</b> <b>Valve Cvr VS29696</b> <b>Front Seal 46489</b> <b>Front Seal SS46489 ☺</b> <b>Rear Seal 62700</b> <b>Rear Seal SS62700 ☺</b>							
			Three Sealing Rings used - No Ring Grooves on Sleeve. <b>226-1583▲ 226-4446▲</b> <b>S41071</b> 1-1/8" 1-5MM (AR71593) (R116463)      (AR55759) 1-3/32" <b>223-7156</b> Keystone Top Ring (AR71618) (O-ring Kit)						<b>223-3561†</b> (T23471) <b>223-3596★</b> (R55647)				<b>● Use w/ Head Set, Front &amp; Rear Seal to make Full Set.</b> <b>☺ Set Includes Micro-Shield Repair Sleeve and Oil Seal.</b>			
			▲ w/ 1.187" Pin Dia. † Bushing 223-3561 (OEM# T23471T & T20008T) OD 1.313", ID 1.189", Length 1.565" ★ Bushing 223-3596 (OEM# R51728) OD 1.500", ID 1.376", Length 1.564"  1530 (From S/N 178601 to 179600); 2030 (From S/N 211700 to 277615); 4030 (To S/N 277549) 450TB; JD410 (From S/N 14186 to 142979; 43970 to 18345); 3300 (From S/N 244700 to 277615); 6600 (From S/N 210982 to 21321; 212402 to 277647) JD440 A & B (From S/N 139590 to 181034); JD310 (To S/N 189323)													
59	4.193"	4	<b>239 CID (3.9L) 4239A DIESEL ENGINE; WHEEL TRACTOR 2550</b>						<b>Head Set HS3900X</b> <b>Head Gskt 4874</b> <b>Lower Set CS3800●</b> <b>Pan Set OS32159</b> <b>Valve Cvr VS38126</b> <b>Front Seal 46489</b> <b>Front Seal SS46489 ☺</b> <b>Rear Seal 48367■</b> <b>Rear Seal 62700</b> <b>Rear Seal SS62700 ☺</b>							
			<b>S41679</b> 1-1/8" 1-3.50mm (RE507852) 1-3/32" Keystone Top Ring						<b>● Use w/ Head Set, Front &amp; Rear Oil Seals to make Full Set.</b> <b>☺ Set Includes Micro-Shield Repair Sleeve and Oil Seal.</b> <b>■ O.E. Style Unitized Seal &amp; Sleeve Assy.</b>							

Line No.	VALVE TRAIN PARTS					BEARINGS			
	Exh. or Int.	Valves	Guides	Springs	Keepers	Pos.	BEARINGS		Std. Shaft Diameter
							Standard Part No.	Undersizes	
58	Exh.	<b>211-4169</b> (R79624)	<b>217-4071</b> (R28654)	<b>212-1112</b> (R26125)	<b>216-5144</b>	R.B.	<b>CB-759AL</b>	10-20-30	2.7480/2.7490
	Int.	<b>211-4168</b> (R79623)	<b>217-4071</b> (R28654)	<b>212-1112</b> (R26125)	<b>216-5144</b>	M.S.	<b>MS-1459AL</b>	10-20-30	3.1230/3.1240
						1-2-3- 4-5-6	MB-2454AL		3.1230/3.1240
					<b>216-5145</b> ●	7	MB-2455AL(F)		3.1230/3.1240
	 <b>CAMSHAFT/TIMING COMPONENTS</b> 								
	<b>229-2408</b> (R82821)	Camshaft							
	<b>213-1744</b> (T20073)	Mechanical Lifter							
	 <b>CRANKSHAFT</b>								
	<b>Rod Bolt</b> <b>216-7131</b> (R74194)	<b>Rod Marked</b> T20007, R51727, R58979							
	<b>216-7133</b> (R80033)	R80032, R80034, R81410, R105011, R113612							
59	Exh.		<b>217-4071</b> (R28654)			R.B.	<b>CB-759AL</b>	10-20-30	2.7480/2.7490
			<b>217-4071</b> (R28654)			M.S.	<b>MS-875AL</b>	10-20	3.1230/3.1240
							MB-2454AL		3.1230/3.1240
							MB-2455AL(F)		3.1230/3.1240
	 <b>CAMSHAFT/TIMING COMPONENTS</b> 								
	<b>229-2407</b> (R82820)	Camshaft							
	<b>213-1744</b> (T20073)	Mechanical Lifter							
	 <b>CRANKSHAFT</b>								
	<b>247-5057</b> ● (RE48748)	Crankshaft Short Nose w/o Gear							
	<b>247-5108</b> ◆ (RE65224)	Crankshaft 60mm Nose (long) w/ Gear							
		● Thru Engine S/N 216421							
		◆ From Engine S/N 216422							



















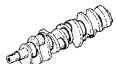
# JOHN DEERE

Line No.	Cyl. Dia.	No. Cyl.	ASSEMBLIES AND COMPONENT PARTS							GASKET SETS			
			 Cylinder Kits	 Liners	 Pistons	 PISTON RINGS			 Pins 223-1 Bushing 223-3	 Full Sets Lower Sets	 Head Sets Oil Pan Sets		
						Set No.	Comp.	Oil					
60	4.193"	3	179 CID (2.9L) 3029D, 3179D DIESEL ENGINE; WHEEL TRACTOR - 2040, 2140, 2150, 2155, 2240, 2250, 2255, 22550V, 2355M; WHEEL LOADER-415B; EXCAVATORS-350D, 355D										
			<b>226-1827</b> (RE30250)	<b>226-4489</b> (R116281) <b>223-7199</b> (AR65507) (O-ringKit)	<b>224-2791</b>	<b>S41679</b> (RE507852)1-3/32" KeystoneTop Ring	1-1/8"	1-3.50mm			<b>Head Set HS3506W</b> <b>Head Gskt3506</b> <b>Lower Set CS3800 ●</b> <b>Pan Set OS20841</b> <b>Front Seal 46489</b> <b>Front Seal SS46489 )</b> <b>Rear Seal 48367 ◆</b> <b>Rear Seal 62700</b> <b>Rear Seal SS62700 )</b>	<ul style="list-style-type: none"> <li>● Use w/ Head Set, Front &amp; Rear Seal to make Full Set.</li> <li>◆ O.E. Style Unitized Seal &amp; Sleeve Assy.</li> <li>) Set Includes Micro-Shield Repair Sleeve and Oil Seal.</li> </ul>	
61	4.193"	3	179 CID (2.9L) 3029T, 3179T DIESEL ENGINE; WHEEL TRACTOR-2355N										
			<b>226-1828</b> (RE33115)	<b>226-4489</b> (R116281) <b>223-7199</b> (AR65507) (O-ringKit)	<b>224-2790</b> (RE22678)	<b>S41679</b> (RE507852)1-3/32" KeystoneTop Ring	1-1/8"	1-3.50mm			<b>Head Set HS3506W</b> <b>Head Gskt3506</b> <b>Lower Set CS3800</b> <b>Pan Set OS20841 ●</b> <b>Front Seal 46489</b> <b>Front Seal SS46489 )</b> <b>Rear Seal 62700</b> <b>Rear Seal SS62700 )</b>	<ul style="list-style-type: none"> <li>● Use w/ Head Set, Front &amp; Rear Seal to make Full Set.</li> <li>) Set Includes Micro-Shield Repair Sleeve and Oil Seal.</li> </ul>	








Line No.	Exh. or Int.	VALVE TRAIN PARTS				BEARINGS			
		 Valves	 Guides	 Springs	 Keepers	 Pos.			 Std. Shaft Diameter
							Standard Part No.	Undersizes	
60	Exh.	<b>211-4169</b> (R79624)	<b>217-4071</b> (R28654)	<b>212-1112</b> (R26125)	<b>216-5144</b>	R.B.	<b>CB-759AL</b>	10-20-30	2.7480/2.7490
	Int.	<b>211-4168</b> (R79623)	<b>217-4071</b> (R28654)	<b>212-1112</b> (R26125)	<b>216-5144</b>  <b>216-5145●</b>	M.S. 1-2-3 4	<b>MS-874AL</b> MB-2454AL MB-2455AL(F)	10-20-30	3.1230/3.1240 3.1230/3.1240
	● Hardened Exh. & Int.								
 <b>CRANKSHAFT</b>									
		<b>247-5056</b> (RE46896)	Crankshaft w/o Gear						
		<b>247-5144</b> (RE46896)	Crankshaft Short Nose w/ Gear						
		<b>Rod Bolt</b> <b>216-7131</b> (R74194)	<b>Rod Marked</b> T20007, R51727, R58979						
		<b>216-7133</b> (R80033)	R80032, R80034, R81410, R105011, R113612						
61	Exh.	<b>211-4169</b> ◆ (R79624)	<b>217-4071</b> (R28654)	<b>212-1112</b> (R26125)	<b>216-5144</b>	R.B.	<b>CB-759AL</b>	10-20-30	2.7480/2.7490
	Int.	<b>211-4168</b> ◆ (R79623)	<b>217-4071</b> (R28654)	<b>212-1112</b> (R26125)	<b>216-5144</b>  <b>216-5145●</b>	M.S. 1-2-3 4	<b>MS-874AL</b> MB-2454AL MB-2455AL(F)	10-20-30	3.1230/3.1240 3.1230/3.1240
	● Hardened Exh. & Int. ◆ Does not apply to 3029T								
 <b>CRANKSHAFT</b>									
		<b>247-5056</b> (RE46896)	Crankshaft Short Nose w/o Gear						
		<b>247-5144</b> (RE46896)	Crankshaft Short Nose w/ Gear						
		<b>Rod Bolt</b> <b>216-7131</b> (R74194)	<b>Rod Marked</b> T20007, R51727, R58979						
		<b>216-7133</b> (R80033)	R80032, R80034, R58979 R105011, R113612						










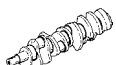
# JOHN DEERE

Line No.	Cyl. Dia.	No. Cyl.	ASSEMBLIES AND COMPONENT PARTS						GASKET SETS						
			 Cylinder Kits	 Liners	 Pistons	 PISTON RINGS			 Pins 223-1 Bushing 223-3	 Full Sets Lower Sets	 Head Sets Oil Pan Sets				
						Set No.	Comp.	Oil							
62	4.193"	4	239 CID (3.9L) 4039D, 4239D DIESEL ENGINE; WHEEL TRACTOR-2350, 2355, 2550, 2555; WHEEL LOADERS-210C, 310C, 315C, 415B, 515B; EXCAVATOR JD34, JD44; COMBINES-70, 70D, 290D, 490; WINDROWERS-2360, 3430 TO S/N 809840; CRAWLER TRACTORS-JD45, JD54, 400G; LIFT TRUCK-482C; ROLLER-CA15, CA21									Head Set HS3900 Head Gskt 4874 Lower Set CS3800 ● Pan Set OS32159 Valve Cvr VS38126 Front Seal 46489 Front Seal SS46489 ) Rear Seal 48367 ▲ Rear Seal 62700 Rear Seal SS62700 )			
			226-1827 (RE30250)	226-4489 (R116281) 223-7199 (AR65507) (O-ring Kit)	224-2791	S41679 (RE507852)	1-1/8" 1-3/32" Keystone Top Ring	1-3.50mm							● Use w/ Head Set, Front & Rear Seal to make Full Set. ◆ O.E. Style Unitized Seal & Sleeve Assy. ) Set Includes Micro-Shield Repair Sleeve and Oil Seal.








Line No.	VALVE TRAIN PARTS				BEARINGS				
	Exh. or Int.	Valves	Guides	Springs	Keepers	Pos.	Standard Part No.	Undersizes	Std. Shaft Diameter
									
62	Exh.	<b>211-4169</b> ♦ (R79624)	<b>217-4071</b> (R28654)	<b>212-1112</b> (R26125)	<b>216-5144</b>	R.B.	<b>CB-759AL</b>	10-20-30	2.7480/2.7490
	Int.	<b>211-4168</b> ♦ (R79623)	<b>217-4071</b> (R28654)	<b>212-1112</b> (R26125)	<b>216-5144</b>  <b>216-5145</b> ●	M.S. 1-2-3- 4 5	<b>MS-875AL</b> MB-2454AL  MB-2455AL(F)	10-20-30	3.1230/3.1240 3.1230/3.1240 3.1230/3.1240
<p>● Hardened Exh. &amp; Int. ♦ Valves do not apply for 4039T</p>									
<p> <b>CAMSHAFT/TIMING COMPONENTS</b> </p>									
<p><b>229-2407</b> (R82820) Camshaft <b>213-1744</b> (T20073) Mechanical Lifters</p>									
<p> <b>CRANKSHAFT</b></p>									
<p><b>247-5057</b> (RE48748) Crankshaft Short Nose w/o Gear <b>247-5108</b> (RE65224) Crankshaft 60mm Nose (long) w/ Gear <b>247-5154</b> (RE48748) Crankshaft Short Nose w/ Gear</p>									
<p><b>Rod Bolt</b> <b>Rod Marked</b> <b>216-7131</b> (R74194) T20007, R51727, R58979 <b>216-7133</b> (R80033) R80032, R80034, R81410, R105011, R113612</p>									










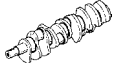


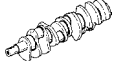
# JOHN DEERE

Line No.	Cyl. Dia.	No. Cyl.	ASSEMBLIES AND COMPONENT PARTS							GASKET SETS			
			 Cylinder Kits	 Liners	 Pistons	 PISTON RINGS			 Pins 223-1 Bushing 223-3	 Full Sets Lower Sets	 Head Sets Oil Pan Sets		
						Set No.	Comp.	Oil					
63	4.193"	4	239 CID (3.9L) 4039A, 4039T, 4239T DIESEL ENGINE; WHEEL TRACTOR-2750, 2755, 2855, 2855N; WHEEL LOADERS-310C, 310D, 315C, 515B; COMBINES-70, 70D, 290D, 490; WINDROWER-3430 S/N 809841 & UP, 3830; SWEEPER-993AM										
			<b>226-1828</b> (RE33115)	<b>226-4489</b> (R116281) <b>223-7199</b> (AR65507) (O-ring Kit)	<b>224-2790</b> (RE22678)	<b>S41679</b> (RE507852)	1-1/8" 1-3/32" Keystone Top Ring	1-3.50mm				<b>Head Set HS3900</b> <b>Head Gskt 4874</b> <b>Lower Set CS3800 ●</b> <b>Pan Set OS32159</b> <b>Valve Cvr VS38126</b> <b>Front Seal 46489</b> <b>Front Seal SS46489 ☺</b> <b>Rear Seal 48367 ◆</b> <b>Rear Seal 62700</b> <b>Rear Seal SS62700 ☺</b>	
												● Use w/ Head Set, Front & Rear Seal to make Full Set. ☺ Set Includes Micro-Shield Repair Sleeve and Oil Seal. ◆ O.E. Style Unitized Seal & Sleeve Assy.	

Line No.	VALVE TRAIN PARTS				BEARINGS				
	Exh. or Int.	Valves	Guides	Springs	Keepers	Pos.	Standard Part No.	Undersizes	Std. Shaft Diameter
									
63	Exh.	<b>211-4169</b> (R79624)	<b>217-4071</b> (R28654)	<b>212-1112</b> (R26125)	<b>216-5144</b>	R.B.	<b>CB-759AL</b>	10-20-30	2.7480/2.7490
	Int.	<b>211-4168</b> (R79623)	<b>217-4071</b> (R28654)	<b>212-1112</b> (R26125)	<b>216-5144</b>  <b>216-5145●</b>	M.S. 1-2-3- 4 5	<b>MS-875AL</b> MB-2454AL  MB-2455AL(F)	10-20-30	3.1230/3.1240 3.1230/3.1240 3.1230/3.1240
● Hardened Exh. & Int.									
 <b>CAMSHAFT/TIMING COMPONENTS</b> 									
		<b>229-2407</b> (R82820)	Camshaft						
		<b>213-1744</b> (T20073)	Mechanical Lifters						
 <b>CRANKSHAFT</b>									
		<b>247-5057</b> (RE48748)	Crankshaft Sort Nose w/o Gear						
		<b>247-5108</b> (RE65224)	Crankshaft 60mm Nose (long) w/ Gear						
		<b>247-5144</b> (RE46896)	Crankshaft Short Nose w/ Gear						
		<b>Rod Bolt</b> <b>216-7131</b> (R74194)	<b>Rod Marked</b> T20007, R51727, R58979						
		<b>216-7133</b> (R80033)	R80032, R80034, R81410, R105011, R113612						

# JOHN DEERE

Line No.	Cyl. Dia.	No. Cyl.	ASSEMBLIES AND COMPONENT PARTS							GASKET SETS			
			 Cylinder Kits	 Liners	 Pistons	 PISTON RINGS			 Pins 223-1 Bushing 223-3	 Full Sets Lower Sets	 Head Sets Oil Pan Sets		
						Set No.	Comp.	Oil					
64	4.193"	6	359 CID (5.9L) 6059D, 6359D DIESEL ENGINE; WHEEL TRACTORS-2940, 2950, 2955, 3150, 3155; WHEEL LOADER-444D; CRAWLER TRACTOR-JD55; EXCAVATORS-JD54; HARVESTERS-7440, 9900, 9910, 9920; PICKER-9900, 9910, 9920; STRIPPER-7440										
			<b>226-1827</b> (RE30250)	<b>226-4489</b> (R116281) <b>223-7199</b> (AR65507) (O-ringKit)	<b>224-2791</b>	<b>S41679</b> (RE507852)1-3/32" KeystoneTop Ring	1-1/8"	1-3.50mm	<b>223-3561</b> (T23471)	<b>Head Set HS3901W</b> <b>Head Gskt3901</b> <b>Lower Set CS3901 ●</b> <b>Pan Set OS21788</b> <b>Valve Cvr VS29696</b> <b>Front Seal 46489</b> <b>Front Seal SS46489 ☺</b> <b>Rear Seal 48367 ◆</b> <b>Rear Seal 62700</b> <b>Rear Seal SS62700 ☺</b>	● Use w/ Head Set, Front & Rear Seal to make Full Set. ◆ O.E. Style Unitized Seal & Sleeve Assy. ☺ Set Includes Micro-Shield Repair Sleeve and Oil Seal.		
65	4.193"	6	359 CID (5.9L) 6059A, 6059T, 6359T DIESEL ENGINE; WHEEL TRACTOR-4050 S/N 6593 UP; WHEEL LOADERS-444E, 544E, 710B, 710C; CRAWLER TRACTORS-JD65; COMBINE-9400; HARVESTERS-7445, 7484, 9930; PICKER-9930; STRIPPER-7445, 7484										
			<b>226-1828</b> (RE33115)	<b>226-4489</b> (R116281) <b>223-7199</b> (AR65507) (O-ringKit)	<b>224-2790</b> (RE22678)	<b>S41679</b> (RE507852)1-3/32" KeystoneTop Ring	1-1/8"	1-3.50mm	<b>223-3561</b> (T23471)	<b>Head Set HS3901W</b> <b>Head Gskt3901</b> <b>Lower Set CS3901 ●</b> <b>Pan Set OS21788</b> <b>Valve Cvr VS29696</b> <b>Front Seal 46489</b> <b>Front Seal SS46489 ☺</b> <b>Rear Seal 62700</b> <b>Rear Seal SS62700 ☺</b>	● Use w/ Head Set, Front & Rear Seal to make Full Set. ☺ Set Includes Micro-Shield Repair Sleeve and Oil Seal.		

Line No.	Exh. or Int.	VALVE TRAIN PARTS				BEARINGS			
		 Valves	 Guides	 Springs	 Keepers	 Pos.			 Std. Shaft Diameter
							Standard Part No.	Undersizes	
64	Exh.	<b>211-4169</b> ♦ (R79624)	<b>217-4071</b> (R28654)	<b>212-1112</b> (R26125)	<b>216-5144</b>	R.B.	<b>CB-759AL</b>	10-20-30	2.7480/2.7490
	Int.	<b>211-4168</b> ♦ (R79623)	<b>217-4071</b> (R28654)	<b>212-1112</b> (R26125)	<b>216-5144</b>	M.S.	<b>MS-1459AL</b>	10-20-30	3.1230/3.1240
		<b>216-2509</b> (RE11410)	Rotator		<b>216-5145</b> ●	1-2-3- 4-5-6 7	MB-2454AL MB-2455AL(F)		3.1230/3.1240
		● Hardened ♦ Valves do not apply for 6059T							
			<b>CAMSHAFT/TIMING COMPONENTS</b>						
	<b>229-2408</b> (R82821)	Camshaft							
	<b>213-1744</b> (T20073)	Mechanical Lifter							
		<b>CRANKSHAFT</b>							
	<b>Rod Bolt</b> <b>216-7131</b> (R74194)	<b>Rod Marked</b> T20007, R51727, R58979							
	<b>216-7133</b> (R80033)	R80032, R80034, R81410, R105011, R113612							
65	Exh.	<b>211-4169</b> (R79624)	<b>217-4071</b> (R28654)	<b>212-1112</b> (R26125)	<b>216-5144</b>	R.B.	<b>CB-759AL</b>	10-20-30	2.7480/2.7490
	Int.	<b>211-4168</b> (R79623)	<b>217-4071</b> (R28654)	<b>212-1112</b> (R26125)	<b>216-5144</b>	M.S.	<b>MS-1459AL</b>	10-20-30	3.1230/3.1240
		<b>216-2509</b> (RE11410)	Rotator		<b>216-5145</b> ●	1-2-3- 4-5-6 7	MB-2454AL MB-2455AL(F)		3.1230/3.1240
		● Hardened Exh. & Int.							
			<b>CAMSHAFT/TIMING COMPONENTS</b>						
	<b>229-2408</b> (R82821)	Camshaft							
	<b>213-1744</b> (T20073)	Mechanical Lifter							
		<b>CRANKSHAFT</b>							
	<b>Rod Bolt</b> <b>216-7131</b> (R74194)	<b>Rod Marked</b> T20007, R51727, R58979							
	<b>216-7133</b> (R80033)	R80032, R80034, R81410, R105011, R113612							



# JOHN DEERE

Line No.	Cyl. Dia.	No. Cyl.	ASSEMBLIES AND COMPONENT PARTS						GASKET SETS			
			Cylinder Kits	Liners	Pistons	PISTON RINGS			Pins 223-1 Bushings 223-3	Full Sets Lower Sets	Head Sets Oil Pan Sets	
						Set No.	Comp.	Oil				
66	4.193"	6	<b>359 CID (5.9L) 6359G GASOLINE ENGINE</b>						Head Set HS3901 Head Gskt 3901 Lower Set CS3901 ● Pan Set OS21788 Front Seal 46489 Front Seal SS46489 ☞ Rear Seal 62700 Rear Seal SS62700 ☞  ● Use w/ Head Set, Front & Rear Seal to make Full Set. ☞ Set Includes Micro-Shield Repair Sleeve and Oil Seal.			
67	4.193"	4	<b>276 CID (4.5L) 4045D, 4276D DIESEL ENGINE; WHEEL TRACTORS-2630, 2640; WHEEL LOADERS-JD440C, 344E, 410C, 510B; SKIDDERS-340D; CRAWLER TRACTORS-450E, 455E; EXCAVATORS-490D, 493D</b>						Head Set HS3900 Head Gskt 4874 Lower Set CS3900 ● Pan Set OS32159 Valve Cvr VS38126 Front Seal 46489 Front Seal SS46489 ☞ Rear Seal 48367 ◆ Rear Seal 62700 Rear Seal SS62700 ☞  ● Use w/ Head Set, Front & Rear Seal to make Full Set. ☞ Set Includes Micro-Shield Repair Sleeve and Oil Seal. ◆ O.E. Style Unitized Seal & Sleeve Assy.			

**226-1665▲** (RE19831)    **226-4472▲** (R121867)  
**223-7199** (AR65507)  
 (O-ring Kit)








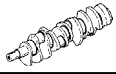

**226-1713■** (RE19833)    **226-4472** (R121867)  
**223-7199** (AR65507)  
 (O-ring Kit)

▲ 1.375" Pin Dia.








■ 1.625" Pin Dia.



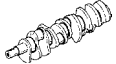
**S41679** 1-1/8" 1-3.50mm  
 (RE507852) 1-3/32"  
 Keystone Top Ring

**S41679** 1-1/8" 1-3.50mm  
 (RE507852) 1-3/32"  
 Keystone Top Ring








Line No.	VALVE TRAIN PARTS				BEARINGS					
	Exh. or Int.	Valves	Guides	Springs	Keepers	Pos.	Standard Part No.	Undersizes	Std. Shaft Diameter	
										
66						R.B.	CB-759AL	10-20-30	2.7480/2.7490	
		<b>CRANKSHAFT</b>				M.S.	MS-874AL	10-20-30	3.1230/3.1240	
			<b>Rod Bolt</b> <b>216-7131</b> (R74194) <b>216-7133</b> (R80033)			<b>Rod Marked</b> T20007,R51727, R58979, R80032,R80034, R81410, R105011,R113612			3.1230/3.1240 3.1230/3.1240 3.1230/3.1240	
67	Exh.	<b>211-4169</b> (R79624)	<b>217-4071</b> (R28654)	<b>212-1112</b> (R26125)	<b>216-5144</b>	R.B.	CB-1231AL	10-20-30	3.0630/3.0640	
	Int.	<b>211-4168</b> (R79623)	<b>217-4071</b> (R28654)	<b>212-1112</b> (R26125)	<b>216-5144</b>	M.S.	MS-875AL	10-20-30	3.1230/3.1240	
		<b>216-2509</b> (RE11410)	Rotator		<b>216-5145●</b>	1-2-3-4	MB-2454AL		3.1230/3.1240	
						5	MB-2454AL(F)		3.1230/3.1240	
		● HardenedExh. & Int.								
		<b>CAMSHAFT/TIMING COMPONENTS</b>								
		<b>229-2407</b> (R82820)	Camshaft							
		<b>213-1744</b> (T20073)	Mechanical Lifter							
	<b>CRANKSHAFT</b>									
		<b>247-5155</b> (RE54883)	Crankshaft Long Nose w/o Gear							
		<b>247-5156</b> (RE54883)	Crankshaft Long Nose w/ Gear							
		<b>247-5158</b> (RE71439)	Crankshaft Short Nose w/ Gear							
		<b>247-5213▲</b> (RE504638)	Crankshaft Short Nose w/o Gear							
		▲ 4045 Power Tech Engine.								
		<b>Rod Bolt</b> <b>216-7132</b> (R74195)	<b>Rod Marked</b> R54617,56187, 116851							










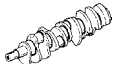
# JOHN DEERE

Line No.	Cyl. Dia.	No. Cyl.	ASSEMBLIES AND COMPONENT PARTS						GASKET SETS			
			 Cylinder Kits	 Liners	 Pistons	 PISTON RINGS			 Pins 223-1 Bushing 223-3	 Full Sets Lower Sets	 Head Sets Oil Pan Sets	
						Set No.	Comp.	Oil				
68	4.193"	4	276 CID (4.5L) 4045H, 4045T, 4276T TURBO DIESEL ENGINE; WHEEL LOADERS-JD440C, JD540B, JD555, 410C, 440C, 444E, 510C, 540B, 610B, 610C; CRAWLER TRACTORS-JD550, 450E, 450G, 455E, 455G, 550, 550A, 550B, 550G, 555, 555A, 555B, 555G, 650G; SKIDDERS-340D, 440D, 446D, 540D, 548D; CRAWLER DOZERS-JD555, 555; EXCAVATORS-495D, 590D, 595, 595D, 5950						Head Set HS3900 Head Gskt 4874 Lower Set CS3900 ● Pan Set OS32159 Valve Cvr VS38126 Front Seal 46489 Front Seal SS46489 ☺ Rear Seal 48367 ◆ Rear Seal 62700 Rear Seal SS62700 ☺			
			226-1669▲ (RE19832)	226-4472 (R121867) 223-7199 (AR65507) (O-ringKit)	224-2186▲ (AR96389)	S41679 (RE507852)	1-1/8" 1-3/32" Keystone Top Ring	1-3.50mm	● Use w/ Head Set, Front & Rear Seal to make Full Set. ☺ Set Includes Micro-Shield Repair Sleeve and Oil Seal. ◆ O.E. Style Unitized Seal & Sleeve Assy.			
			▲ 1.625" Pin Dia.									








Line No.	VALVE TRAIN PARTS				BEARINGS				
	Exh. or Int.	Valves	Guides	Springs	Keepers	Pos.	Standard Part No.	Undersizes	Std. Shaft Diameter
68	Exh.	<b>211-4169</b> (R79624)	<b>217-4071</b> (R28654)	<b>212-1112</b> (R26125)	<b>216-5144</b>	R.B.	<b>CB-1231AL</b>	10-20-30	3.0630/3.0640
	Int.	<b>211-4168</b> (R79623)	<b>217-4071</b> (R28654)	<b>212-1112</b> (R26125)	<b>216-5144</b>	M.S. 1-2-3- 4 5	<b>MS-875AL</b> MB-2454AL	10-20-30	3.1230/3.1240 3.1230/3.1240
	Int.	<b>211-2649◆</b> (R83071)			<b>216-5145●</b>		MB-2455AL(F)		3.1230/3.1240
		● Hardened Exh. & Int. ◆ Stellite Face							
	 <b>CAMSHAFT/TIMING COMPONENTS</b> 								
	<b>229-2407</b> (R82820)	Camshaft							
	<b>213-1744</b> (T20073)	Mechanical Lifter							
	 <b>CRANKSHAFT</b>								
	<b>247-5155</b> (RE54883)	Crankshaft Long Nose w/o Gear							
	<b>247-5156</b> (RE54883)	Crankshaft Long Nose w/ gear							
	<b>247-5158</b> (RE71439)	Crankshaft Short Nose w/ Gear							
	<b>247-5213▲</b> (RE504638)	Crankshaft Short Nose w/o Gear							
	▲ 4045 Power Tech Engine.								
	<b>Rod Bolt</b> <b>216-7132</b> (R74195)	<b>Rod Marked</b> R54617, R56187, 116851							










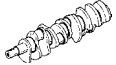

# JOHN DEERE

Line No.	Cyl. Dia.	No. Cyl.	ASSEMBLIES AND COMPONENT PARTS						GASKET SETS				
			 Cylinder Kits	 Liners	 Pistons	 PISTON RINGS			 Pins 223-1 Bushing 223-3	 Full Sets Lower Sets	 Head Sets Oil Pan Sets		
						Set No.	Comp.	Oil					
69	4.193"	6	414 CID (6.8L) 6068D, 6414D DIESEL; WHEEL LOADER-JD544B; SKIDDER-JD640; MOTOR GRADERS-JD670, JD670A, JD672A; CRAWLER DOZERS-JD750, JD755						Head Set HS3901W Head Gskt 3901 Lower Set CS3901X ● Pan Set OS21788 Valve Cvr VS29696 Front Seal 46489 Front Seal SS46489 ☺ Rear Seal 48367 ◆ Rear Seal 62700 Rear Seal SS62700 ☺  ● Use w/ Head Set, Front & Rear Seal to make Full Set. ☺ Set Includes Micro-Shield Repair Sleeve and Oil Seal. ◆ O.E. Style Unitized Seal & Sleeve Assy.				
			226-1713▲ (RE19833) 226-4472 (R121867) 223-7199 (AR65507) (O-ring Kit)			S41679 (RE507852) 1-1/8" 1-3/32" Keystone Top Ring							
			▲ 1.625" Pin Dia.										

Line No.	VALVE TRAIN PARTS				BEARINGS				
	Exh. or Int.	Valves	Guides	Springs	Keepers	Pos.	Standard Part No.	Undersizes	Std. Shaft Diameter
									
69	Exh.	<b>211-4169</b> (R79624)	<b>217-4071</b> (R28654)	<b>212-1112</b> (R26125)	<b>216-5144</b>	R.B.	<b>CB-1231AL</b>	10-20-30	3.0630/3.0640
	Int.	<b>211-4168</b> (R79623)	<b>217-4071</b> (R28654)	<b>212-1112</b> (R26125)	<b>216-5144</b>	M.S.	<b>MS-1459AL</b>	10-20-30	3.1230/3.1240
		<b>216-2509</b> (RE11410)	Rotator		<b>216-5145●</b>	1-2-3- 4-5-6 7	MB-2454AL MB-2455AL(F)		3.1230/3.1240
		● Hardened Exh. & Int.							
	 <b>CAMSHAFT/TIMING COMPONENTS</b> 								
	<b>229-2408</b> (R82821)	Camshaft							
	<b>213-1744</b> (T20073)	Mechanical Lifter							
	 <b>CRANKSHAFT</b>								
	<b>247-5123</b> (RE53422)	Crankshaft/ Gear							
	<b>247-5214▲</b> (RE515785)	Crankshaft/o Gear							
	▲ 6068 Power Tech Engine.								
	<b>Rod Bolt</b> <b>216-7132</b> (R74195)	<b>Rod Marked</b> R54617,R56187,116851							








# JOHN DEERE








Line No.	Cyl. Dia.	No. Cyl.	ASSEMBLIES AND COMPONENT PARTS						GASKET SETS			
			 Cylinder Kits	 Liners	 Pistons	 PISTON RINGS			 Pins 223-1 Bushing 223-3	 Full Sets Lower Sets	 Head Sets Oil Pan Sets	
						Set No.	Comp.	Oil				
70	4.193"	6	414 CID (6.8L) 6068T, 6414T TURBO DIESEL ENGINE; WHEEL LOADERS-JD544B, JD544C, JD640, JD655, JD755, JD755A, 544C, 544D, 624E, 640, 644E, 755; CRAWLER TRACTORS-JD750, JD755, 655, 655B, 750, 750B, 755, 755A, 755B; SKIDDERS-640, 640D, 648D; GRADERS-JD670, JD670A, JD672A, 670A, 670B, 672, 672A, 672B; BUNCHER-643, 693D; EXCAVATORS-690D						Head Set HS3901W Head Gskt3901 Lower Set CS3901X ● Pan Set OS21788 Front Seal 46489 Front Seal SS46489 ☞ Rear Seal 62700 Rear Seal SS62700 ☞  ● Use w/ Head Set, Front & Rear Seal to make Full Set. ☞ Set Includes Micro-Shield Repair Sleeve and Oil Seal.			
			226-1669▲ (RE19832)	226-4472 (R121867) 223-7199 (AR65507) (O-ringKit)	224-2186▲ (AR96389)	S41679 (RE507852)	1-1/8" 1-3/32" Keystone Top Ring	1-3.50mm				
			▲ 1.625" Pin Dia.									
71	4.193"	6	414 CID (6.8L) 6414G GASOLINE ENGINE						Head Set HS3901 Head Gskt3901 Lower Set CS3901 ● Pan Set OS21788 Front Seal 46489 Front Seal SS46489 ☞ Rear Seal 62700 Rear Seal SS62700 ☞  ● Use w/ Head Set, Front & Rear Seal to make Full Set. ☞ Set Includes Micro-Shield Repair Sleeve and Oil Seal.			

Line No.	VALVE TRAIN PARTS				BEARINGS					
	Exh. or Int.	Valves	Guides	Springs	Keepers	Pos.	Standard Part No.	Undersizes	Std. Shaft Diameter	
										
70	Exh.			<b>212-1112</b> (R26125)		R.B.	<b>CB-1231AL</b>	10-20-30	3.0630/3.0640	
	Int.	<b>211-2649</b> ● (R83071)		<b>212-1112</b> (R26125)		M.S. 1-2-3- 4-5-6 7	<b>MS-1459AL</b> MB-2454AL MB-2455AL(F)	10-20-30	3.1230/3.1240 3.1230/3.1240	
		● Stellite Face								
		 <b>CAMSHAFT/TIMING COMPONENTS</b> 								
		<b>229-2408</b> (R82821)	Camshaft							
	<b>213-1744</b> (T20073)	Mechanical Lifter								
	 <b>CRANKSHAFT</b>									
	<b>247-5123</b> (RE53422)	Crankshaft/ Gear								
	<b>247-5214</b> ▲ (RE515785)	Crankshaft/o Gear								
	▲ 6068 Power Tech Engine.									
	<b>Rod Bolt</b> <b>216-7132</b> (R74195)	<b>Rod Bolt Marked</b> R54617,R56187, 116851								
71						R.B.	<b>CB-1231AL</b>	10-20-30	3.0630/3.0640	
						M.S. 1-2-3- 4-5-6 7	<b>MS-1459AL</b> MB-2454AL MB-2455AL(F)	10-20-30	3.1230/3.1240 3.1230/3.1240	
		 <b>CRANKSHAFT</b>								
	<b>Rod Bolt</b> <b>216-7132</b> (R74195)	<b>Rod Bolt Marked</b> R54617,R56187, 116851								






















# JOHN DEERE

Line No.	Cyl. Dia.	No. Cyl.	ASSEMBLIES AND COMPONENT PARTS						GASKET SETS				
			 Cylinder Kits	 Liners	 Pistons	 PISTON RINGS			 Pins 223-1 Bushing 223-3	 Full Sets Lower Sets		 Head Sets Oil Pan Sets	
						Set No.	Comp.	Oil					
72	4.125"	4	254 CID (4.2L) 254 DIESEL POWER UNIT TO S/N 049999; WHEEL TRACTORS-3010, JD500, JD500A										
			Standard Bore - 4.125"				<b>S40766</b> (AR27852)	3-3/32"	2-1/4"			Head Set <b>HS3217VX</b> Lower Set <b>CS3850</b> ● Pan Set <b>OS21580</b> Valve Cvr <b>VS38120</b> Front Seal <b>SS47407</b> ☺ Rear Seal <b>46829</b> Rear Seal <b>SS46829</b> ☺ Rear Seal <b>SS48172</b> ★ Front Seal <b>47407</b> Valve Seal <b>VS-12</b> ◆	
72	4.250"	4	Power Booster Kit - 4.250" Bore										
			<b>226-1779</b> (RE23173)	<b>226-4413</b> (R32050)	<b>224-3257</b> (AR39768)	<b>S40938</b> (AR55630)	1-1/8" 1-3/32"	1-1/4"	Keystone Top Ring	<b>223-3522</b> (R30939)	● Use w/ Head Set, Front & Rear Seal to make Full Set. ☺ Set Includes Micro-Shield Repair Sleeve and Oil Seal. ★ Teflon Seal w/ Repair sleeve. ◆ (1/2 set used); VST-1812 Tool required		
73	4.125"	4	254 CID (4.2L) 254 DIESEL POWER UNIT S/N 050000-UP; WHEEL TRACTORS-3010, JD500, JD500A										
			Standard Bore - 4.125"				<b>S40766</b> (AR27852)	3-3/32"	2-1/4"			Head Set <b>HS3217VX</b> Lower Set <b>CS3850</b> ● Pan Set <b>OS21580</b> Valve Cvr <b>VS38120</b> Front Seal <b>47407</b> Front Seal <b>SS47407</b> ☺ Rear Seal <b>46829</b> Rear Seal <b>SS46829</b> ☺ Rear Seal <b>SS48172</b> ★ Valve Seal <b>VS-12</b> ◆	
73	4.250"	4	Power Booster Kit - 4.250" Bore										
			<b>226-1779</b> (RE23173)	<b>226-4413</b> (R32050)	<b>224-3257</b> (AR39768)	<b>S40938</b> (AR55630)	1-1/8" 1-3/32"	1-1/4"	Keystone Top Ring	<b>223-3522</b> (R30939)	● Use w/ Head Set, Front & Rear Seal to make Full Set. ☺ Set Includes Micro-Shield Repair Sleeve and Oil Seal. ★ Teflon Seal w/ Repair sleeve. ◆ (1/2 set used); VST-1812 Tool required		








Line No.	VALVE TRAIN PARTS				BEARINGS				
	Exh. or Int.								Std. Shaft Diameter
		Valves	Guides	Springs	Keepers	Pos.	Standard Part No.	Undersizes	
72	Exh.	<b>211-1869</b> (R26123)	<b>217-3898</b> (R28654)	<b>212-1112</b> (R26125)	<b>216-5080</b> (T20077)	R.B.	<b>CB-669P</b>	2-10-20-30	2.9980/2.9990
	Int.	<b>211-1870</b> (R26124)	<b>217-3898</b> (R28654)	<b>212-1112</b> (R26125)	<b>216-5080</b> (T20077)	M.S. 1-2-4- 5 3	<b>MS-837P</b> MB-2415P MB-2416P(F)	10-20	3.3715/3.3725 3.3715/3.3725
	Exh.	<b>218-7535</b> ●	ValveSeat						
	Int.	<b>218-7651</b>	ValveSeat				<b>C.S.</b> <b>SH-786S</b>		
● Available .005", .010" & .015" O.S.									
73	Exh.	<b>211-1869</b> (R26123)	<b>217-3898</b> (R28654)	<b>212-1112</b> (R26125)	<b>216-5080</b> (T20077)	R.B.	<b>CB-669P</b>	2-10-20-30	2.9980/2.9990
	Int.	<b>211-1870</b> (R26124)	<b>217-3898</b> (R28654)	<b>212-1112</b> (R26125)	<b>216-5080</b> (T20077)	M.S. 1-2-4- 5 3	<b>MS-837P</b> MB-2415P MB-2416P(F)	10-20	3.3715/3.3725 3.3715/3.3725
	Exh.	<b>218-7535</b> ●	ValveSeat						
	Int.	<b>218-7651</b>	ValveSeat				<b>M.S.</b> 1-2-4- 3	<b>MS-1527P</b> MB-2858P MB-2859P	10-20-30 10-20-30
● Available .005", .010" & .015" O.S.									
Note: Main Set ( To S/N 049999)									
Note: Main Set (After S/N 049999)									
<b>C.S.</b> <b>SH-786S</b>									








# JOHN DEERE

Line No.	Cyl. Dia.	No. Cyl.	ASSEMBLIES AND COMPONENT PARTS						GASKET SETS			
			 Cylinder Kits	 Liners	 Pistons	 PISTON RINGS			 Pins 223-1 Bushing 223-3	 Full Sets Lower Sets	 Head Sets Oil Pan Sets	
						Set No.	Comp.	Oil				
74	4.125"	6	<b>381 CID (6.2L) 381 DIESEL POWER UNIT TO S/N 214999; WHEEL TRACTORS-4010, JD600, JD644, JD690</b>									
			Standard Bore - 4.125"				<b>S40766</b> (AR27852)	3-3/32"	2-1/4"			<b>Head Set HS3214W</b> <b>Lower Set CS3846Y ●</b> <b>Pan Set OS20552</b> <b>Valve Cvr VS39694</b> <b>Front Seal 47407</b> <b>Front Seal SS47407</b> <b>Rear Seal 46829</b> <b>Rear Seal SS46829 ☺</b> <b>Rear Seal SS48172 ★</b> <b>Valve Seal VS-13 ◆</b>
74	4.250"	6	PowerBooster Kit - 4.250" Bore									
			<b>226-1779</b> (RE23173)	<b>226-4413</b> (R32050)	<b>224-3257</b> (AR39768)	<b>S40938</b> (AR55630)	1-1/8"	1-1/4"		<b>223-3522</b> (R30939)	<b>Head Set HS3214W</b> <b>Lower Set CS3846Y ●</b> <b>Pan Set OS20552</b> <b>Valve Cvr VS39694</b> <b>Front Seal 47407</b> <b>Front Seal SS47407</b> <b>Rear Seal 46829</b> <b>Rear Seal SS46829 ☺</b> <b>Rear Seal SS48172 ★</b> <b>Valve Seal VS-13 ◆</b>	
75	4.125"	6	<b>381 CID (6.2L) 381 DIESEL POWER UNIT S/N 215000-UP; WHEEL TRACTORS-4010, JD600, JD644, JD690</b>									
			Standard Bore - 4.125"				<b>S40766</b> (AR27852)	3-3/32"	2-1/4"			<b>Head Set HS3214WV</b> <b>Lower Set CS3846Y ●</b> <b>Pan Set OS20552</b> <b>Valve Cvr VS39694</b> <b>Front Seal 47407</b> <b>Front Seal SS47407</b> <b>Rear Seal 46829</b> <b>Rear Seal SS46829 ☺</b> <b>Rear Seal SS48172 ★</b> <b>Valve Seal VS-13 ◆</b>
75	4.250"	6	PowerBooster Kit - 4.250" Bore									
			<b>226-1779</b> (RE23173)	<b>226-4413</b> (R32050)	<b>224-3257</b> (AR39768)	<b>S40938</b> (AR55630)	1-1/8"	1-1/4"		<b>223-3522</b> (R30939)	<b>Head Set HS3214WV</b> <b>Lower Set CS3846Y ●</b> <b>Pan Set OS20552</b> <b>Valve Cvr VS39694</b> <b>Front Seal 47407</b> <b>Front Seal SS47407</b> <b>Rear Seal 46829</b> <b>Rear Seal SS46829 ☺</b> <b>Rear Seal SS48172 ★</b> <b>Valve Seal VS-13 ◆</b>	
76	4.250"	2	<b>113 CID (1.9L) GASOLINE ENGINE; WHEEL TRACTORS-420, 430, 440, 4401, 4401C</b>									
			<b>224-2995.045</b>			<b>S40649▲</b> (AR34394)	3-3/32"	1-1/4"		<b>223-3591</b>	<b>Full Set FS3126</b> <b>Head Set HS3126</b> <b>Pan Set OS20762</b> <b>Valve Cvr VS37083</b> <b>Front Seal 62290 (420 &amp; 430)</b> <b>Front Seal 46289 (440)</b> <b>Rear Seal 63392</b>	
			Notes: 1. Repair Sleeve 226-8016 (1/8" Wall 12-1/4" Long, Universal) 2. Repair Sleeve 226-8066 (3/32" Wall 12-1/4" Long, Universal)  ▲ .040" Rings may be used with the .045" piston.									








Line No.	VALVE TRAIN PARTS				BEARINGS				
	Exh. or Int.	 Valves	 Guides	 Springs	 Keepers	 Pos.	 Standard Part No.	 Undersizes	 Std. Shaft Diameter
	74	Exh.	<b>211-1869</b> (R26123)	<b>217-3898</b> (R28654)	<b>212-1112</b> (R26125)	<b>216-5080</b> (T20077)	R.B.	<b>CB-669P</b>	2-10-20-30
Int.		<b>211-1870</b> (R26124)	<b>217-3898</b> (R28654)	<b>212-1112</b> (R26125)	<b>216-5080</b> (T20077)	M.S.	<b>MS-839P▲</b>	10-20	3.3715/3.3725
Exh.		<b>218-7535 ●</b>	ValveSeat			1-2-3-4-6-7	MB-2415P		3.3715/3.3725
Int.		<b>218-7651</b>	ValveSeat			5	MB-2416P(F)	Note:Main Set (Before S/N 215000)	3.3715/3.3725
● Available .005", .010" & .015" O.S.									
 <b>CAMSHAFT/TIMING COMPONENTS</b> 									
		<b>229-2265</b>	Camshaft (AR32731/ AR32732)						
		<b>213-1781</b>	MechanicalLifter (R52773)						
						C.S.	<b>SH-785S</b>	▲ (Thrust Washer included in Main Set)	
75	Exh.	<b>211-1869</b> (R26123)	<b>217-3898</b> (R28654)	<b>212-1112</b> (R26125)	<b>216-5080</b> (T20077)	R.B.	<b>CB-669P</b>	2-10-20-30	2.9980/2.9990
	Int.	<b>211-1870</b> (R26124)	<b>217-3898</b> (R28654)	<b>212-1112</b> (R26125)	<b>216-5080</b> (T20077)	M.S.	<b>MS-839P ▲</b>	10-20	3.3715/3.3725
	Exh.	<b>218-7535 ●</b>	ValveSeat			1-2-3-4-6-7	MB-2415P		3.3715/3.3725
	Int.	<b>218-7651</b>	ValveSeat			5	MB-2416P(F)	Note:Main Set ( Before S/N 215000)	3.3715/3.3725
● Available in .005", .010", & .015" O.S.									
 <b>CAMSHAFT/TIMING COMPONENTS</b> 									
		<b>229-2265</b>	Camshaft (AR32731/ AR32732)						
		<b>213-1781</b>	MechanicalLifter (R52773)						
						C.S.	<b>SH-785S</b>	▲ (Thrust Washer Included in Main Set)	
76	Exh.		<b>217-3859</b> (M3036T)	<b>212-1096</b> (M102T)	<b>216-5080</b> (T20077)	R.B.	<b>CB-436B</b>	10-20-30	2.4980/2.4990
	Int.		<b>217-3859</b> (M3036T)	<b>212-1096</b> (M102T)	<b>216-5080</b> (T20077)	M.S.	<b>MS-319P</b>	10-20	2.3970/2.3980
	Exh.	<b>218-7543</b>	ValveSeat			1	MB-1581P		2.3970/2.3980
	Int.	<b>218-7669</b>	ValveSeat			2	MB-1582P(F)		2.3970/2.3980
						C.S.	<b>SH-531S</b>		



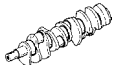
# JOHN DEERE

Line No.	Cyl. Dia.	No. Cyl.	ASSEMBLIES AND COMPONENT PARTS							GASKET SETS			
			 Cylinder Kits	 Liners	 Pistons	 PISTON RINGS			 Pins 223-1 Bushing 223-3	 Full Sets Lower Sets	 Head Sets Oil Pan Sets		
						Set No.	Comp.	Oil					
77	4.250"	4	227 CID (3.7L) 4227 GASOLINE ENGINE; WHEEL LOADERS-JD500 TO S/N 123113, JD500A TO S/N 123113, JD500B TO S/N 123113; WHEEL TRACTOR-3020 TO S/N 122999										
			<b>226-1471</b> (R33197) <b>223-7136</b> (AR40155) (O-ringKit)	<b>226-4411</b> (R33197) <b>223-7136</b> (AR40155) (O-ringKit)	<b>224-1680</b> (AR39769)	<b>S40649</b> (AR34394)	3-3/32"	1-1/4"	<b>223-3521</b> (R30929)	<b>Head Set HS3217VY</b> <b>Lower Set CS3850 ●</b> <b>Pan Set OS21580</b> <b>Valve Cvr VS38120</b> <b>Front Seal 47407</b> <b>Front Seal SS47407 ☞</b> <b>Rear Seal 46829</b> <b>Rear Seal SS46829 ☞</b> <b>Rear Seal SS48172 ★</b>  ● Use w/ Head Set, Front & Rear OilSeals to make Full Set. ☞ Set Includes Micro-Shield Repair Sleeve and Oil Seal. ★ Teflon Seal w/ Repair sleeve.			
78	4.250"	6	341 CID (5.6L) 6341 GASOLINE ENGINE; WHEEL LOADER-JD600 TO S/N 214999; WHEEL TRACTORS-4000 TO S/N 200999, 4020 TO S/N 200999										
			<b>226-1471</b> (R33197) <b>223-7136</b> (AR40155) (O-ringKit)	<b>226-4411</b> (R33197) <b>223-7136</b> (AR40155) (O-ringKit)	<b>224-1680</b> (AR39769)	<b>S40649</b> (AR34394)	3-3/32"	1-1/4"	<b>223-3521</b> (R30929)	<b>Head Set HS3214VC</b> All(Before S/N 201000) <b>Head Set HS3846</b> All(after S/N 201000) <b>Lower Set CS3846Y ●</b> <b>Pan Set OS20552</b> <b>Valve Cvr VS39694</b> <b>Front Seal 47407</b> <b>Front Seal SS47407 ☞</b> <b>Rear Seal 46829</b> <b>Rear Seal SS46829 ☞</b> <b>Rear Seal SS48172 ★</b> <b>Valve Seal VS-13</b>  ● Use w/ Head Set, Front & Rear OilSeals to make Full Set. ☞ Set Includes Micro-Shield Repair Sleeve and Oil Seal. ★ Teflon Seal w/ Repair sleeve.			

Line No.	Exh. or Int.	VALVE TRAIN PARTS				BEARINGS			
									
							Standard Part No.	Undersizes	
77	Exh.	<b>211-1867</b> (R42420)	<b>217-3897</b> (R28653)	<b>212-1111</b> ● (R26110)	<b>216-5080</b> (T20077)	<b>R.B.</b>	<b>CB-669P</b>	2-10-20-30	2.9980/2.9990
	Exh.			<b>212-1112</b> ■ (R26125)		<b>M.S.</b>	<b>MS-836P</b>	10-20	
	Int.	<b>211-1868</b> (R26109)	<b>217-3897</b> (R28653)	<b>212-1111</b> ● (R26110)	<b>216-5080</b> (T20077)	Note: Only for Blocks Marked R26150 and R26160. 3020 Gas (To S/N 122999); JD500, JD500A & B (To S/N 123113)			
	Int.			<b>212-1112</b> ■ (R26125)					
		<b>218-7497</b> ▲	ValveSeat			<b>M.S.</b>	<b>MS-1526P</b>	10-20	
		<b>218-7617</b>	ValveSeat			<b>1-3</b>	MB-2415P		3.3715/3.3725
						<b>2</b>	MB-2416P(F)		3.3715/3.3725
						<b>T.W.2</b>	MB-2859W		3.6330/3.6340
						Note: Only for Blocks Marked R40910, R40920, R46350, and R49540. 3020 Gas (After S/N 123000); JD500, JD500A & B (To S/N 123114). Includes straightshell bearings and thrust washers for No. 2 position.			
						<b>C.S.</b>	<b>SH-786S</b>		
78	Exh.	<b>211-1867</b> (R42420)	<b>217-3897</b> (R28653)	<b>212-1111</b> ● (R26110)	<b>216-5080</b> (T20077)	<b>R.B.</b>	<b>CB-669P</b>	2-10-20-30	2.9980/2.9990
	Exh.			<b>212-1112</b> ■ (R26125)		<b>M.S.</b>	<b>MS-838P</b>	10-20	
	Int.	<b>211-1868</b> (R26109)	<b>217-3897</b> (R28653)	<b>212-1111</b> ● (R26110)	<b>216-5080</b> (T20077)	Note: 4000, 4020 (To S/N 201000); JD600 (S/N 214999)			
	Int.			<b>212-1112</b> ■ (R26125)					
	Exh.	<b>218-7497</b> ▲	ValveSeat			<b>M.S.</b>	<b>MS-1528P</b>	10-20-30	
	Int.	<b>218-7617</b>	ValveSeat			<b>1-2-4</b>	MB-2858P		3.3715/3.3725
						<b>3</b>	MB-2859P		3.3720/3.3730
						Note: 4000, 4020 (After S/N 201000); JD600 (After S/N 214999)			
						<b>C.S.</b>	<b>SH-785S</b>		








# JOHN DEERE




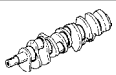
Line No.	Cyl. Dia.	No. Cyl.	ASSEMBLIES AND COMPONENT PARTS						GASKET SETS				
			 Cylinder Kits	 Liners	 Pistons	 PISTON RINGS			 Pins 223-1 Bushing 223-3	 Full Sets Lower Sets	 Head Sets Oil Pan Sets		
						Set No.	Comp.	Oil					
79	4.250"	4	<b>270 CID (4.4L) 4270 DIESEL ENGINE; WHEEL LOADERS-JD500 TO S/N 123113, JD500A TO S/N 123113, JD500B TO S/N 123113; WHEEL TRACTOR-3020 TO S/N 122999</b>										
			For Blocks Marked R46350, R46430, R46710: <b>226-1781</b> (RE23170) <b>226-4416</b> (R40615) <b>224-3257</b> (AR39768) <b>S40938</b> (AR55630)    1-1/8" 1-1/4" Keystone Top Ring	<b>223-7199</b> (AR65507) (O-ring Kit)	<b>223-3522</b> (R30939)	<b>Head Set HS3217VX</b> 270 Eng. All (To S/N 12299)		<b>Head Set HS3850</b> 270 Eng. All (After S/N 123000)					
4.250"	4	For Blocks Marked R26160, R32020 and R40850: <b>226-1779</b> (RE23173) <b>226-4413</b> (R32050) <b>224-3257</b> (AR39768) <b>S40938</b> (AR55630)    1-1/8" 1-1/4" Keystone Top Ring	<b>223-7136</b> (AR40155) (O-ring Kit)	<b>223-3522</b> (R30939)	<b>Head Set HS3217VX</b> 270 Eng. All (To S/N 12299)		<b>Head Set HS3850</b> 270 Eng. All (After S/N 123000)		<b>Lower Set CS3850 ●</b> <b>Pan Set OS21580</b> <b>Valve Cvr VS38120</b> <b>Front Seal 47407</b> <b>Front Seal SS47407 ☽</b> <b>Rear Seal 46829</b> <b>Rear Seal SS46829 ☽</b> <b>Rear Seal SS48172 ★</b> <b>Valve Seal 216-1163 ■</b> <b>Valve Seal VS-22 ◆</b>				
NOTE: Replace early style Engine Sets with 3-Ring Pistons.													
<ul style="list-style-type: none"> <li>● Use w/ Head Set, Front &amp; Rear Crankshaft Oil Seals to Make Full Set</li> <li>☽ Set Includes Micro-Shield Repair Sleeve and Oil Seal.</li> <li>★ Teflon Seal w/ Repair sleeve.</li> <li>■ Valve Seal Int. (From S/N 123114)</li> <li>◆ (1/2 set used); VST-1812 Tool required</li> </ul>													

Line No.	VALVE TRAIN PARTS				BEARINGS				
	Exh. or Int.	Valves	Guides	Springs	Keepers	Pos.	BEARINGS		Std. Shaft Diameter
							Standard Part No.	Undersizes	
79	Exh.	<b>211-2503</b> (R43679)	<b>217-3898</b> (R28654)	<b>212-1112</b> (R26125)	<b>216-5080</b> ■ (T20077)	R.B.	<b>CB-669P</b>	2-10-20-30	2.9980/2.9990
	Exh.				<b>216-5144</b> ▲	M.S. 1-2-4-	<b>MS-837P</b> MB-2415P	10-20	3.3715/3.3725
	Int.	<b>211-2502</b> (R43883)	<b>217-3898</b> (R28654)	<b>212-1112</b> (R26125)	<b>216-5080</b> ■ (T20077)	5	3	MB-2416P(F)	3.3715/3.3725
	Int.				<b>216-5144</b> ▲	Note:For Blocks Marked R26150 and R26160.			
					<b>216-5145</b> ●	M.S. 1-2-4-	<b>MS-1527P</b> MB-2858P	10-20-30	3.3715/3.3725
	Exh.	<b>218-7651</b>	ValveSeat			5	3	MB-2859P	3.3720/3.3730
	Int.	<b>218-7729</b> (R43680)	ValveSeat			Note:For Blocks Marked R40910, R40920, R46350, R46430 and R49540. MS-1527P includes straight shell bearings and thrust washers for No. 3 position.			
	<b>216-2509</b> (RE11410)	Rotator			C.S.	<b>SH-786S</b>			
 <b>CAMSHAFT/TIMING COMPONENTS</b> 									
	<b>213-1781</b> (R52773)	MechanicalLifter							
 <b>CRANKSHAFT</b>									
	<b>247-5159</b> (AR40485)	Crankshaft/ Gear							
	<b>247-5160</b> ■ (AR40485)	Crankshaft/ Gear							
	<b>247-5161</b> ▲ (AR26428)	Crankshaft/ Gear							
	■ Willwork for AR26428 w/ Gear								
	▲ 4270 Diesel Early								
	<b>Rod Bolt</b> <b>216-7129</b> (R66452)	<b>Rod Marked</b> R26047,R41423, R52225, R58880 R58882,R66293, R66922							



















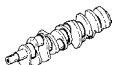
# JOHN DEERE

Line No.	Cyl. Dia.	No. Cyl.	ASSEMBLIES AND COMPONENT PARTS						GASKET SETS			
			 Cylinder Kits	 Liners	 Pistons	 PISTON RINGS			 Pins 223-1 Bushing 223-3	 Full Sets Lower Sets	 Head Sets Oil Pan Sets	
						Set No.	Comp.	Oil				
80			404 CID (6.6L) JD404 DIESEL POWER UNIT TO S/N 214999; WHEEL LOADER-JD600 TO S/N 214999; WHEEL TRACTORS- 4000 TO S/N 200999, 4020 TO S/N 200999; COMBINE-105, 105R									
	4.250"	6	For Blocks Marked R40930: <b>226-1781</b> (RE23170) <b>226-4416</b> (R40615) <b>224-3257</b> (AR39768) <b>S40938</b> (AR55630)    1-1/8" 1-1/4" Keystone Top Ring						<b>223-3522</b> (R30939)			
	4.250"	6	For Blocks Marked R26070, R33180, R34340, R40890, R40900: <b>226-1779</b> (RE23173) <b>226-4413</b> (R32050) <b>224-3257</b> (AR39768) <b>S40938</b> (AR55630)    1-1/8" 1-1/4" Keystone Top Ring						<b>223-3522</b> (R30939)			
			NOTE: Replace early style Engine Set with 3-Ring Pistons.									
									<b>Head Set HS3214VW</b> 404 Eng.; 4020 (To S/N 200999) <b>Head Set HS3849Z</b> 404 Eng. 4020 (After S/N 201000) All (Exc. 4020 To S/N 200999) <b>Head Gskt3849</b> 404 Eng. 4020 (After S/N 201000) All (Exc. 4020 to S/N 200999) <b>Lower Set CS3849Y ●</b> 404 Eng.; All (Exc. 4000, 4020) <b>Lower Set CS3846Y ●</b> 404 Eng. 4000, 4020 <b>Pan Set OS20552</b> <b>Valve Cvr VS39694</b> <b>Front Seal 47407</b> <b>Front Seal SS47407 ☪</b> <b>Rear Seal 46829</b> <b>Rear Seal SS46829 ☪</b> <b>Rear Seal SS48172 ★</b> <b>Valve Seal VS-22 ◆</b>			
									● Use w/ Head Set, Front & Rear Oil Seals to make Full Set. ☪ Set Includes Micro-Shield Repair Sleeve and Oil Seal. ★ Teflon Seal w/ Repair sleeve. ◆ (Complete Set used); Tool VST-1812 required			








Line No.	Exh. or Int.	VALVE TRAIN PARTS				BEARINGS				
		Valves	Guides	Springs	Keepers	Pos.	BEARINGS		Std. Shaft Diameter	
							Standard Part No.	Undersizes		
80	Exh.	<b>211-2503</b> (R43679)	<b>217-3898</b> (R28654)	<b>212-1112</b> (R26125)	<b>216-5080</b> (T20077)	 R.B.	<b>CB-669P</b>	2-10-20-30	2.9980/2.9990	
	Int.	<b>211-2502</b> (R43883)	<b>217-3898</b> (R28654)	<b>212-1112</b> (R26125)	<b>216-5080</b> (T20077)	M.S. 1-2-3- 4-6-7	<b>MS-839P</b> MB-2415P	10-20	3.3715/3.3725	
	Exh.	<b>211-1983▲</b> (R44175)				5	MB-2416P(F)	For: JD600, JD404 (To S/N 215000); 4020 (To S/N 201000)		
	Int.	<b>211-1992▲</b> (R44174)				M.S. 1-2-3- 4-6-7	<b>MS-1529P</b> MB-2858P	10-20-30	3.3715/3.3725	
		<b>216-2509</b> (RE11410)	Rotator			5	MB-2859P	For: JD600, JD404 (After S/N 215000); 4020 (After S/N 201000)		
	Exh.	<b>218-7651</b>	ValveSeat			C.S.	<b>SH-785S</b>			
	Int.	<b>218-7729</b> (R43680)	ValveSeat							
		▲ For 4020 (To S/N 200999)								
		 <b>CAMSHAFT/TIMING COMPONENTS</b> 								
		<b>229-2180</b> Camshaft See Interchange <b>213-1781</b> Mechanical Lifter (R52773)								
	 <b>CRANKSHAFT</b>									
	<b>247-5123</b> Crankshaft/ Gear (RE53422) <b>247-5137</b> Crankshaft/o Gear, 4 Bolt Hole (RE63292)  <b>Rod Bolt</b> <b>Rod Marked</b> <b>216-7129</b> R26047, R41423, R52225, R58880 (R66452)      R58882, R66293, R66922									

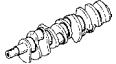
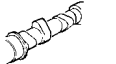

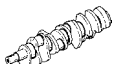
# JOHN DEERE

Line No.	Cyl. Dia.	No. Cyl.	ASSEMBLIES AND COMPONENT PARTS						GASKET SETS			
			 Cylinder Kits	 Liners	 Pistons	 PISTON RINGS			 Pins 223-1 Bushing 223-3	 Full Sets Lower Sets	 Head Sets Oil Pan Sets	
						Set No.	Comp.	Oil				
81	4.250"	6	404 CID (6.6L) 6404T DIESEL ENGINE; WHEEL TRACTORS-4040, 4240, 4440; SKIDDERS-JD740; COMPACTORS- JD646, JD646B; BUNCHER-JD693B; EXCAVATORS-690B; HARVESTER-5200, 5400, 5440, 5640; COMBINES-6600, 6602									
			4430,5200,5400,6000,6602,7020 (from S/N 335846); <b>226-1629</b> (AR63272) <b>226-4416</b> (R40615) <b>224-2140</b> <b>S41140</b> (AR51741)    2-5/32"    1-3/16"				<b>Head Set HS3849Z</b> <b>Lower Set CS3849Y ●</b> All Exc.: 4320, 4520, 4620, 5200, 5400, 6602, 7020 To Eng. S/N 335846 <b>Head Set HS3849Y</b> <b>Lower Set CS3898 ●</b> All (Exc. 4320, 4520, 5200, 5400, 6602, 7020) S/N 335847-Up <b>Head Gskt 3849</b> (For All) <b>Pan Set OS20552</b> <b>Valve Cvr VS39694</b> <b>Front Seal 47407</b> <b>Front Seal SS47407 ☞</b> <b>Rear Seal 46829</b> <b>Rear Seal SS46829 ☞</b> <b>Rear Seal SS48172 ★</b> <b>Valve Seal VS-22 ◆</b>  ● Use w/Head Set, Front & Rear Crankshaft Oil Seals to Make Full Set ☞ Set Includes Micro-Shield Repair Sleeve and Oil Seal. ★ Teflon Seal w/ Repair Sleeve. ◆ (3/4 Set Used); VST-1812 Tool Required					
82	4.250"	4	241 CID (4.0L) 4241 GASOLINE ENGINE; WHEEL LOADERS-JD500 S/N 123114-UP, JD500A S/N 123114-UP, JD500B S/N 123114-UP; WHEEL TRACTOR-3020 S/N 123000-UP									
						<b>S40649</b> (AR34394)    3-3/32"    1-1/4" <b>223-3521</b> (R30929)	<b>Lower Set CS3850 ●</b> <b>Pan Set OS21580</b> <b>Valve Cvr VS38120</b> <b>Front Seal 47407</b> <b>Front Seal SS47407 ☞</b> <b>Rear Seal 46829</b> <b>Rear Seal SS46829 ☞</b> <b>Rear Seal SS48172 ★</b>  ● Use w/ Head Set, Front & Rear Oil Seals to make Full Set. ☞ Set Includes Micro-Shield Repair Sleeve and Oil Seal. ★ Teflon Seal w/ Repair Sleeve.					








Line No.	VALVE TRAIN PARTS				BEARINGS				
	Exh. or Int.	Valves	Guides	Springs	Keepers	Pos.	Standard Part No.	Undersizes	Std. Shaft Diameter
									
81	Exh.	Note: For 4430, 4630, 7700, 7020 (From Eng. S/N 335846)		<b>211-2485</b> (R50375)	<b>212-1112</b> (R26125)	<b>216-5144</b>	<b>R.B. CB-669P</b>	2-10-20-30	2.9980/2.9990
	Int.	<b>211-2484</b> (R50358)		<b>212-1112</b> (R26125)	<b>216-5144</b>	<b>M.S. 1-2-3-4-5-6</b>	<b>MS-1529P</b> MB-2858P	10-20-30	3.3715/3.3725
	Exh.	<b>211-2503</b> (R43679)			<b>216-5145</b> ●	<b>7</b>	MB-2859P		3.3720/3.3730
	Int.	Note: For 4320, 4620, 7020 (To Eng. S/N 335845)		<b>211-2636</b> (R43914)			<b>T.W.5</b>	MB-2859W (3 Pcs. Req'd. - Included In M.S.)	3.6330/3.6430
		<b>216-2509</b> (RE11410)	Rotator				<b>C.S. SH-785S</b>		
		● Hardened Exh. & Int.							
 <b>CAMSHAFT/TIMING COMPONENTS</b> 									
<b>229-2180</b> Camshaft See Interchange <b>213-1781</b> Mechanical Lifter (R52773)									
 <b>CRANKSHAFT</b>									
<b>247-5123</b> Crankshaft/ Gear (RE53422) <b>247-5137</b> Crankshaft/ o Gear 4 Bolt Hole (RE63292) <b>Rod Bolt Rod Marked</b> <b>216-7129</b> R26047, R41423, R52225, R58880 (R66452) R58882, R66293, R66922									
82	Exh.				<b>216-5144</b>	<b>R.B. CB-669P</b>		2-10-20-30	2.9980/2.9990
	Int.	<b>211-2756</b> (R41414)			<b>216-5144</b>	<b>M.S. 1-3-2</b>	<b>MS-1526P</b> MB-2858P MB-2859P	10-20-30	3.3715/3.3725 3.3720/3.3730
		● Hardened Exh. & Int.				<b>216-5145</b> ●	<b>T.W.2</b>	MB-2859W 3 Pcs. Req'd. - Included In M.S.	3.6330/3.6430
Note: MS-1526P includes straight shell bearing and thrust washers for No.2 position. <b>C.S. SH-786S</b>									










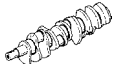
# JOHN DEERE

Line No.	Cyl. Dia.	No. Cyl.	ASSEMBLIES AND COMPONENT PARTS							GASKET SETS							
			 Cylinder Kits	 Liners	 Pistons	 PISTON RINGS			 Pins 223-1 Bushing 223-3	 Full Sets Lower Sets	 Head Sets Oil Pan Sets						
						Set No.	Comp.	Oil									
83	4.250"	6	362 CID (5.9L) 6362 GASOLINE ENGINE; WHEEL LOADER-JD600 S/N 215000-UP; WHEEL TRACTORS-4000 S/N 201000-UP, 4020 S/N 201000-UP							S40649 3-3/32" 1-1/4" (AR34394)				223-3521 (R30929) Head Set HS3846 Lower Set CS3846Y ● Pan Set OS20552 Valve Cvr VS39694 Front Seal 47407 Front Seal SS47407 ☺ Rear Seal 46829 Rear Seal SS46829 ☺ Rear Seal SS48172 ★ ● Use w/ Head Set, Front & Rear Oil Seals to make Full Set. ☺ Set Includes Micro-Shield Repair Sleeve and Oil Seal. ★ Teflon Seal w/ Repair Sleeve.			
84	4.250"	4	226-1858 (RE23165) 223-7199 (AR65507) (O-ring Kit)	226-4416 (R40615)	S40938 1-1/8" 1-1/4" (AR55630) 1-3/32" Keystone Top Ring			223-3522 (R30939) Head Set HS3850 Lower Set CS3850 ● Pan Set OS21580 Valve Cvr VS38120 Front Seal 47407 Front Seal SS47407 ☺ Rear Seal 46829 Rear Seal SS46829 ☺ Rear Seal SS48172 ★ Valve Seal VS-22 ● Use w/ Head Set, Front & Rear Oil Seals to make Full Set. ☺ Set Includes Micro-Shield Repair Sleeve and Oil Seal. ★ Teflon Seal w/ Repair Sleeve.									

Line No.	VALVE TRAIN PARTS				BEARINGS					
	Exh. or Int.	Valves	Guides	Springs	Keepers	Pos.	BEARINGS		Std. Shaft Diameter	
							Standard Part No.	Undersizes		
83	Exh.				216-5144	R.B.	CB-669P	2-10-20-30	2.9980/2.9990	
	Int.				216-5144	M.S.	MS-1528P	10-20-30		
					216-5145●	1-2-4	MB-2858P		3.3715/3.3725	
						3	MB-2859P		3.3720/3.3730	
	● Hardened(Int. & Exh.)					T.W.3	MB-2859W		3.6330/3.6430	
	 <b>CRANKSHAFT</b>					3 Pcs. Req'd. - Included In M.S.				
	<b>247-5160▲</b> Crankshaft/ Gear (AR40485) ▲ Willwork for AR26428 w/ Gear.					Note: MS-1528P includes straight shell bearing and thrust washers for No.3 position.  <b>C.S. SH-785S</b>				
84	Exh.	<b>211-2503</b> (R43679)	<b>217-4071</b> (R28654)	<b>212-1112</b> (R26125)	<b>216-5144</b>	R.B.	CB-669P	2-10-20-30	2.9980/2.9990	
	Int.	<b>211-2502</b> (R43883)	<b>217-4071</b> (R28654)	<b>212-1112</b> (R26125)	<b>216-5144</b>	M.S.	MS-1527P	10-20-30		
		<b>216-2509</b> (RE11410)	Rotator		<b>216-5145●</b>	1-2-4-5	MB-2858P		3.3715/3.3725	
						3	MB-2859P		3.3720/3.3730	
	Exh.	<b>218-7651</b>	ValveSeat			T.W.3	MB-2859W		3.6330/3.6430	
	Int.	<b>218-7729</b> (R43680)	ValveSeat			3 Pcs. Req'd. - Included In M.S.				
		● HardenedExh. & Int.					Note: MS-1527P includes straight shell bearing and thrust washers for No.3 position.  <b>C.S. SH-786S</b>			
		 <b>CAMSHAFT/TIMING COMPONENTS</b> 								
		<b>213-1781</b> MechanicalLifter (R52773)								
		 <b>CRANKSHAFT</b>								
	<b>247-5159●</b> Crankshaft/ Gear (AR40485) <b>247-5160●</b> Crankshaft/ Gear (AR40485) <b>247-5161▲</b> Crankshaft/ Gear (AR26428)  ● Willwork for AR26428 w/ Gear ▲ 4270 Diesel Early  <b>Rod Bolt Rod Marked</b> <b>216-7129</b> R26047,R41423, R52225, R58880 (R66452) R5882,R66293, R66922									

# JOHN DEERE








Line No.	Cyl. Dia.	No. Cyl.	ASSEMBLIES AND COMPONENT PARTS						GASKET SETS			
			 Cylinder Kits	 Liners	 Pistons	 PISTON RINGS			 Pins 223-1 Bushing 223-3	 Full Sets Lower Sets	 Head Sets Oil Pan Sets	
						Set No.	Comp.	Oil				
85	4.250"	6	404 CID (6.6L) JD404 DIESEL POWER UNIT S/N 215000-UP (EXCEPT TURBOCHARGED); WHEEL TRACTORS-4000 S/N 201000-UP, 4020 S/N 201000-UP, 4240, 4440, JD600 S/N 215000-UP; WHEEL LOADER-JD600 S/N 215000-UP; COMBINE-6600						Head Set HS3887 Head Set HS3849Z Head Gskt3849 (4020S/N 201000-UP) Head Set HS3214VW (4020To S/N 200999) Lower Set CS3849Y● Pan Set OS20552 Valve Cvr VS39694 Front Seal 47407 Front Seal SS47407 ) Rear Seal 46829 Rear Seal SS46829 ) Rear Seal SS48172★ Valve Seal 216-1163  ● Use w/ Head Set, Front & Rear Oil Seals to make Full Set. ) Set Includes Micro-Shield Repair Sleeve and Oil Seal. ★ Teflon Seal w/ Repair sleeve.			
			226-1858 (RE23165)	226-4416 (R40615) 223-7199 (AR65507) (O-ring Kit)		S40938 (AR55630)	1-1/8" 1-3/32" Keystone Top Ring	1-1/4"	223-3522 (R30939)			




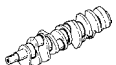
Line No.	Exh. or Int.	VALVE TRAIN PARTS				BEARINGS			
									
							Standard Part No.	Undersizes	
<b>85</b>	Exh.	<b>211-2503</b> (R43679)	<b>217-4071</b> (R28654)	<b>212-1112</b> (R26125)	<b>216-5144</b>	<b>R.B.</b>	<b>CB-669P</b>	2-10-20-30	2.9980/2.9990
	Int.	<b>211-2502</b> (R43883)	<b>217-4071</b> (R28654)	<b>212-1112</b> (R26125)	<b>216-5144</b>	<b>M.S.</b>	<b>MS-839P</b>	10-20	
		<b>216-2509</b> (RE11410)	Rotator		<b>216-5145●</b>	<b>1-2-3-4-6-7</b>	MB-2415P		3.3715/3.3725
	Exh.	<b>218-7651</b>	ValveSeat			<b>5</b>	MB-2416P		3.3715/3.3725
	Int.	<b>218-7729</b> (R43680)	ValveSeat				For:JD600,JD404(After S/N 215000);4020 (After S/N 201000)		
		● HardenedExh. & Int.				<b>T.W.5</b>	MB-2859W	10-20-30	3.6330/3.6430
		 <b>CAMSHAFT/TIMING COMPONENTS</b> 					3 Pcs. Req'd. - Included In M.S.		
		<b>229-2180</b> See Interchange	Camshaft						
		<b>213-1781</b> (R52773)	MechanicalLifter						
		 <b>CRANKSHAFT</b>							
		<b>247-5123</b> (RE53422)	Crankshaftw/ Gear						
		<b>247-5137</b> (RE63292)	Crankshaftw/o Gear 4 Bolt Hole						
		<b>Rod Bolt</b> <b>216-7129</b> (R66452)	<b>Rod Marked</b> R26047,R41423, R52225, R58880 R58882,R66293, R66922						
						<b>C.S.</b>	<b>SH-785S</b>		

Note: MS-1529P includes straight shell bearing and thrust washers for No.5 position.



















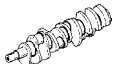


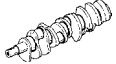
# JOHN DEERE

Line No.	Cyl. Dia.	No. Cyl.	ASSEMBLIES AND COMPONENT PARTS						GASKET SETS				
			 Cylinder Kits	 Liners	 Pistons	 PISTON RINGS			 Pins 223-1 Bushing 223-3	 Full Sets Lower Sets	 Head Sets Oil Pan Sets		
						Set No.	Comp.	Oil					
86	4.250"	6	404 CID (6.6L) 6404T DIESEL ENGINE; WHEEL TRACTORS-4320, 4520, 4620, 7020 TO S/N 335845; WHEEL LOADERS-JD644, JD644A; EXCAVATORS-JD690, JD690A, JD690B										
			<b>226-1581</b> (RE69393)	<b>226-4416</b> (R40615) <b>223-7199</b> (AR65507) (O-ringKit)		<b>S41140</b> (AR51741) KeystoneTop Ring	2-5/32"	1-3/16"			<b>Head Set HS3849Y</b> <b>Head Gskt3849</b> <b>Lower Set CS3898 ●</b> <b>Pan Set OS20552</b> <b>Valve Cvr VS39694</b> <b>Front Seal 47407</b> <b>Front Seal SS47407 ☺</b> <b>Rear Seal 46829</b> <b>Rear Seal SS46829 ☺</b> <b>Rear Seal SS48172 ★</b> <b>Valve Seal VS-22 ◆</b>		
			Note:224-2112 has Dual Ni-Resist Inserts.						<ul style="list-style-type: none"> <li>● Use w/ Head Set, Front &amp; Rear OilSeals to make Full Set.</li> <li>☺ Set Includes Micro-Shield Repair Sleeve and Oil Seal.</li> <li>★ TeflonSeal w/ Repair Sleeve.</li> <li>◆ (3/4 Set Used); VST-1812 Tool Required</li> </ul>				








Line No.	VALVE TRAIN PARTS				BEARINGS					
	Exh. or Int.	Valves	Guides	Springs	Keepers	Pos.	Standard Part No.	Undersizes	Std. Shaft Diameter	
86		FOR: 4430, 4630, 7700, 7020 (From Eng. S/N 335846)					<b>CB-669P</b>	2-10-20-30	2.9980/2.9990	
	Exh.	<b>211-2485</b> (R50375)		<b>212-1112</b> (R26125)	<b>216-5144</b>	<b>M.S.</b>	<b>MS-1529P</b>	10-20-30		
	Int.	<b>211-2484</b> (R50358)		<b>212-1112</b> (R26125)	<b>216-5144</b>	<b>1-2-3-4-6-7</b>	MB-2858P		3.3715/3.3725	
						<b>5</b>	MB-2859P		3.3720/3.3730	
		Note: For 4320, 4620, 702 (To Eng. S/N 335845)				<b>T.W.5</b>	MB-2859W		3.6330/3.6430	
	Exh.	<b>211-2503</b> (R43697)					3 Pcs. Req'd. - Included In M.S.			
	Int.	<b>211-2636</b> (R43914)				Note: MS-1529P includes straight shell bearing and thrust washers for No. 5 position.				
		<b>216-2509</b> (RE11410)	Rotator		<b>216-5145●</b>	<b>C.S.</b>	<b>SH-785S</b>			
		● Hardened (Int. & Exh.)								
		 <b>CAMSHAFT/TIMING COMPONENTS</b> 								
	<b>229-2180</b> See Interchange	Camshaft								
	<b>213-1781</b> (R52773)	Mechanical Lifter								
	 <b>CRANKSHAFT</b>									
	<b>247-5123</b> (RE53422)	Crankshaft/ Gear								
	<b>247-5137</b> (RE63292)	Crankshaft/o Gear 4 Bolt Hole								
	<b>Rod Bolt</b>	<b>Rod Marked</b>								
	<b>216-7129</b> (R66452)	R26047, R41423, R52225, R58880 R58882, R66293, R66922								



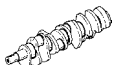
# JOHN DEERE

Line No.	Cyl. Dia.	No. Cyl.	ASSEMBLIES AND COMPONENT PARTS							GASKET SETS			
			 Cylinder Kits	 Liners	 Pistons	 PISTON RINGS			 Pins 223-1 Bushing 223-3	 Full Sets Lower Sets	 Head Sets Oil Pan Sets		
						Set No.	Comp.	Oil					
87	4.250"	6	<b>404 CID (6.6L) JD404 DIESEL POWER UNIT S/N 215000-UP (EXCEPT TURBOCHARGED)</b>										
			<b>226-4416</b> (R40615) <b>223-7199</b> (AR65507) (O-ringKit)		<b>S41140</b> (AR51741) KeystoneTop Ring	2-5/32"	1-3/16"				<b>Head Set HS3849Y</b> <b>Head Gskt3849</b> <b>Lower Set CS3898 ●</b> <b>Pan Set OS20552</b> <b>Front Seal 47407</b> <b>Front Seal SS47407 ☺</b> <b>Rear Seal 46829</b> <b>Rear Seal SS46829 ☺</b> <b>Rear Seal SS48172★</b>		
<ul style="list-style-type: none"> <li>● Use w/ Head Set, Front &amp; Rear OilSeals to make Full Set.</li> <li>☺ Set Includes Micro-Shield Repair Sleeve and Oil Seal.</li> <li>★ TeflonSeal w/ Repair Sleeve.</li> </ul>													
88	4.250"	6	<b>404 CID (6.6L) 6404D DIESEL ENGINE; WHEEL TRACTORS-4040, 4230; COMBINE-7700 S/N 422365-UP</b>										
			<b>226-1819</b> (RE23160)	<b>226-4416</b> (R40615) <b>223-7199</b> (AR65507) (O-ringKit)	<b>224-2739</b> (RE23163)	<b>S41138</b> (AR65502) KeystoneTop Ring	1-1/8"	1-3/32"	1-3/16"		<b>223-3522</b> (R30939)	<b>Head Set HS3887</b> <b>Lower Set CS3849Y ●</b> <b>Pan Set OS20552</b> <b>Valve Cvr VS39694</b> <b>Front Seal 47407</b> <b>Front Seal SS47407 ☺</b> <b>Rear Seal 46829</b> <b>Rear Seal SS46829 ☺</b> <b>Rear Seal SS48172★</b> <b>Valve Seal 216-1163</b>	
<ul style="list-style-type: none"> <li>● Use w/ Head Set, Front &amp; Rear OilSeals to make Full Set.</li> <li>☺ Set Includes Micro-Shield Repair Sleeve and Oil Seal.</li> <li>★ TeflonSeal w/ Repair Sleeve.</li> </ul>													








Line No.	Exh. or Int.	VALVE TRAIN PARTS				BEARINGS			
		 Valves	 Guides	 Springs	 Keepers	 Pos.			 Std. Shaft Diameter
							Standard Part No.	Undersizes	
87	Exh.	<b>211-2485</b> (R50375)	<b>217-4071</b> (R28654)	<b>212-1112</b> (R26125)		<b>R.B.</b>	<b>CB-669P</b>	2-10-20-30	2.9980/2.9990
	Int.	<b>211-2484</b> (R50358)	<b>217-4071</b> (R28654)	<b>212-1112</b> (R26125)		<b>M.S.</b>	<b>MS-1529P</b>	10-20-30	3.3715/3.3725
						<b>1-2-3-4-6-7</b>	MB-2858P		3.3715/3.3725
						<b>5</b>	MB-2859P		3.3720/3.3730
						<b>T.W.5</b>	MB-2859W 3 Pcs. Req'd. · Included In M.S.		3.6330/3.6430
		 <b>CAMSHAFT/TIMING COMPONENTS</b> 							
		<b>229-2180</b> Camshaft See Interchange <b>213-1781</b> Mechanical Lifter (R52773)							Note: MS-1529P includes straight shell bearing and thrust washers for No.5 position.
		 <b>CRANKSHAFT</b>				<b>C.S.</b>	<b>SH-785S</b>		
		<b>247-5137</b> Crankshaft w/o Gear, With 4 Bolt Hole (RE63292)							
		<b>Rod Bolt</b> <b>216-7129</b> (R66452)	<b>Rod Marked</b> R26047,R41423, R52225, R58880 R58882,R66293, R66922						
88	Exh.	<b>211-2503</b> (R43679)	<b>217-4071</b> (R28654)	<b>212-1112</b> (R26125)	<b>216-5144</b>	<b>R.B.</b>	<b>CB-669P</b>	2-10-20-30	2.9980/2.9990
	Int.	<b>211-2502</b> (R43883)	<b>217-4071</b> (R28654)	<b>212-1112</b> (R26125)	<b>216-5144</b>	<b>M.S.</b>	<b>MS-839P</b>	10-20	3.3715/3.3725
						<b>1-2-3-4-6-7</b>	MB-2415P		3.3715/3.3725
						<b>5</b>	MB-2416P(F)		3.3715/3.3725
			<b>216-2509</b> (RE11410)	Rotator		<b>216-5145●</b>	<b>M.S.</b>	<b>MS-1529P</b>	10-20-30
		● Hardened Exh. & Int.							
		 <b>CAMSHAFT/TIMING COMPONENTS</b> 							
		<b>229-2180</b> Camshaft See Interchange <b>213-1781</b> Mechanical Lifter (R52773)							Note: MS-1529P includes straight shell bearing and thrust washers for No.5 position.
		 <b>CRANKSHAFT</b>				<b>C.S.</b>	<b>SH-785S</b>		
		<b>247-5123</b> Crankshaft/ Gear (RE53422)							
		<b>247-5137</b> Crankshaft w/o Gear 4 Bolt Hole (RE63292)							
		<b>Rod Bolt</b> <b>216-7129</b> (R66452)	<b>Rod Marked</b> R26047,R41423, R52225, R58880 R58882,R66293, R66922						

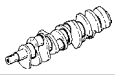
# JOHN DEERE

Line No.	Cyl. Dia.	No. Cyl.	ASSEMBLIES AND COMPONENT PARTS						GASKET SETS			
			 Cylinder Kits	 Liners	 Pistons	 PISTON RINGS			 Pins 223-1 Bushing 223-3	 Full Sets Lower Sets	 Head Sets Oil Pan Sets	
						Set No.	Comp.	Oil				
89	4.250"	6	404 CID (6.6L) 6404A, 6404T DIESEL ENGINES; WHEEL TRACTORS-4430, 4630, 7020 S/N 335846-UP; COMBINE-7700									
			<b>226-1629</b> (AR63272)	<b>226-4416</b> (R40615) <b>223-7199</b> (AR65507) O-ring(kit)	<b>224-2140</b>	<b>S41140</b> (AR51741) Keystone Top Ring	2-5/32"	1-3/16"	<b>223-3522</b> (R30939)	<b>Head Set HS3849Y</b> <b>Head Gskt3849</b> <b>Lower Set CS3898 ●</b> <b>Pan Set OS20552</b> <b>Valve Cvr VS39694</b> <b>Front Seal 47407</b> <b>Front Seal SS47407 ☺</b> <b>Rear Seal 46829</b> <b>Rear Seal SS46829 ☺</b> <b>Rear Seal SS48172 ★</b> <b>Valve Seal VS-2 ◆</b>		
			Note: 224-2140 has Dual Ni-Resist Inserts with Two Valve Reliefs.						<ul style="list-style-type: none"> <li>● Use w/Head Set, Front &amp; Rear Crankshaft Oil Seal to Make Full Set.</li> <li>☺ Set Includes Micro-Shield Repair Sleeve and Oil Seal.</li> <li>★ Teflon Seal w/ Repair Sleeve.</li> <li>◆ (3/4 Set Used); VST-1812 Tool Required</li> </ul>			

Line No.	VALVE TRAIN PARTS				BEARINGS				
	Exh. or Int.	Valves	Guides	Springs	Keepers	Pos.	BEARINGS		Std. Shaft Diameter
							Standard Part No.	Undersizes	
89									
	Exh.	Note:For 4430,4630,7700,7020 (From Eng. S/N 335846) <b>211-2485</b> (R50375)	<b>217-4071</b> (R28654)	<b>212-1112</b> (R26125)	<b>216-5144</b>	<b>R.B.</b>	<b>CB-669P</b>	2-10-20-30	2.9980/2.9990
	Int.	<b>211-2484</b> (R50358)	<b>217-4071</b> (R28654)	<b>212-1112</b> (R26125)	<b>216-5144</b>	<b>M.S.</b>	<b>MS-1529P</b>	10-20-30	3.3715/3.3725
						<b>1-2-3-4-6-7</b>	MB-2858P		3.3720/3.3730
						<b>5</b>	MB-2859P		3.6330/3.6430
	Exh.	Note:For 4320,4620,7020 (To Eng. S/N 335845) <b>211-2503</b> (R43679)				<b>T.W.5</b>	MB-2859W 3 Pcs. Req'd. · Included In M.S.		
	Int.	<b>211-2636</b> (R43914)							
		<b>216-2509</b> (RE11410)	Rotator		<b>216-5145●</b>				
		● Hardened Exh. & Int.							
		 <b>CAMSHAFT/TIMING COMPONENTS</b> 							
	<b>229-2180</b> Camshaft See Interchange <b>213-1781</b> Mechanical Lifter (R52773)								
	 <b>CRANKSHAFT</b>								
	<b>247-5123</b> Crankshaft/ Gear (RE53422) <b>247-5137</b> Crankshaft/o Gear 4 Bolt Hole (RE63292)  <b>Rod Bolt</b> <b>Rod Marked</b> <b>216-7129</b> R26047,R41423, RR52225, R58880 (R66452) R58882,R66293, R66922								








# JOHN DEERE



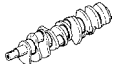
Line No.	Cyl. Dia.	No. Cyl.	ASSEMBLIES AND COMPONENT PARTS						GASKET SETS			
			 Cylinder Kits	 Liners	 Pistons	 PISTON RINGS			 Pins 223-1 Bushing 223-3	 Full Sets Lower Sets	 Head Sets Oil Pan Sets	
						Set No.	Comp.	Oil				
90	4.250"	6	<b>426 CID (7.0L) 6-71 DETROIT DIESEL ENG.; WHEEL TRACTOR 8010, 8020</b>									
			<b>226-1220</b> ◆ (23505309)	<b>226-4220</b> ◆ (23504931)	<b>224-2469</b> (5189054) 17.0:1C.R.	<b>SC80061</b> (5193477)	4-1/8"	2-3/16"	<b>223-3462</b> (5157274) (2 Req'd)	<b>Full Set FS12197H</b> ● <b>Head Set HS12197E</b> ● <b>Head Set HS12197H</b> ● <b>Head Set HS12197Y</b> ● <b>Head Gskt CH12197Y</b> <b>Lower Set CS12197Y</b> <b>Pan Set OS20756</b> ☺ <b>Pan Set OS31977*</b> <b>Valve Cvr VS39845</b> ◆ <b>Valve Cvr VS39864</b> ■ <b>Valve Cvr VS39866</b> ▲ <b>Manif Set MS18628SX</b> <b>Front Seal 47095</b> <b>Rear Seal 46843</b> <b>Valve Seal VS-1</b> ★		
			◆ HighBrinell Sleeve  Note: 226-1220 also available with 10-20 O.S. O.D. Sleeve.						● HighBlock and Highway Vehicles ☺ Includedn Lower Set * Cork / Rubber ◆ All exc. Aluminum Cover Premium Cork/Rubber (Jake Brake requires 2 sets) ■ Allw/ Aluminum Cover - Victo-Tech (Jake Brake requires 2 sets) ▲ All exc. Aluminum Cover Victo-Tech OEM Rubber Type, (Jake Brake requires 2 sets) ★ (1/2 set used); VST-1811 Tool Required Note: Order Front and Rear Crankshaft Seals Separately			

Line No.	VALVE TRAIN PARTS				BEARINGS				
	Exh. or Int.	Valves	Guides	Springs	Keepers	Pos.	BEARINGS		Std. Shaft Diameter
							Standard Part No.	Undersizes	
90	Exh.	<b>211-1283</b> ● (5193666)	<b>217-3680</b> (5178590)	<b>212-1019</b> (5150289)	<b>216-5117A</b>	<b>R.B.</b>	<b>CB-1596P</b>	10-20-30-40	2.7490/2.7500
		Note:2 Exhaust Valves per Cylinder				<b>M.S.</b>	<b>MS-271P</b>	10-20-30-40	3.4990/3.5000
	Exh.	<b>218-7521</b> (8927920)	ValveSeat (Tapered I.D.)				<b>1-2-3-</b> <b>4-5-6-</b> <b>7</b>	<b>MB1276P</b>  <b>MB-2524W</b>	
		● 30° Valve Face				<b>T.W.7</b>	<b>TW-411S</b>	20	3.8430/3.8435
	 <b>CRANKSHAFT</b>								
		<b>247-5015</b> (5107033)	Crankshaft Std.				<b>SH-468</b>	5 Bearings Required	Note:Contains Steel Bushing in Center Hole
		<b>247-5111</b> (5107033)	Crankshaft010" Undersize				<b>SH-525</b>	5 Bearings Required	Note:Steel Bushing in Center Hole Not Included
							<b>SH-477WS</b>	4 Washers per Set	Note:Cam and Bal. Shaft Thrust Washer set S/N 6A57745-Up



















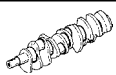
# JOHN DEERE

Line No.	Cyl. Dia.	No. Cyl.	ASSEMBLIES AND COMPONENT PARTS							GASKET SETS			
			 Cylinder Kits	 Liners	 Pistons	 PISTON RINGS			 Pins 223-1 Bushing 223-3	 Full Sets Lower Sets	 Head Sets Oil Pan Sets		
						Set No.	Comp.	Oil					
91	4.250"	6	<b>426 CID (7.0L) 6-71E DETROIT DIESEL ENG.; WHEEL TRACTOR 8010, 8020</b>										
			<b>226-1633</b> ◆ (23505306)	<b>226-4466</b> ◆ (23502020)	<b>224-2485</b> (5149234) 18.7:1 C.R.	<b>S40653</b> (23514970)	4.084"	2-3/16"	<b>223-3462</b> ■ (5157274)	<b>223-3548</b> ▲ (23501687)	<b>Full Set FS12197H</b> ● <b>Head Set HS12197E</b> ● <b>Head Set HS21297H</b> ● <b>Head Set HS12197Y</b> ● <b>Head Gskt CS12197Y</b> <b>Lower Set CS12197H</b> <b>Pan Gskt OS31977</b> <b>Valve Cvr VS39845</b> ◆ <b>Valve Cvr VS39864</b> ■ <b>Valve Cvr VS39866</b> ▲ <b>Manif Set MS18628SX</b> <b>Front Seal 47095</b> <b>Rear Seal 46843</b> <b>Valve Seal V-17</b> <b>Tube Kit 216-1136</b> ★	● HighBlock and Highway Vehicles ◆ All exc. Aluminum Cover Premium Cork/Rubber (Jake Brake requires 2 sets) ■ All w/ Aluminum Cover - Victo-Tech (Jake Brake requires 2 sets) ▲ All exc. Aluminum Cover Victo-Tech OEM Rubber Type, (Jake Brake requires 2 sets) Note: Order Front and Rear Crankshaft Seals Separately ★ Pre-reamed n.j. Tube w/ Viton O-ring	
			Note: 226-1633 and 226-4466 also available with 10-20 O.S. O.D. Sleeve  ◆ HighBrinell Sleeve ■ PinBushing 223-3462 All, (Exc. Turbo. and Crosshead Piston, 2 per Rod) ▲ PintBushing 223-3548 (Use in Turbo. and Crosshead Piston, 1 per Rod)										
92	4.500"	2	<b>175 CID (2.9L) GASOLINE ENG.; WHEEL TRACTOR B, BI, BN, BO, BR, BW</b>										
			<b>S5667</b> 3-3/16" 1-3/16" (AB2524R)							<b>Full Set FS1738S</b> <b>Head Set HS1738S</b> <b>Head Gskt 1738S</b>			








Line No.	Exh. or Int.	VALVE TRAIN PARTS				BEARINGS			
		Valves	Guides	Springs	Keepers	Pos.	BEARINGS		Std. Shaft Diameter
							Standard Part No.	Undersizes	
91	Exh.	<b>211-2462</b> (23500501)	<b>217-3832</b> (5111327) 2-1/2"Long	<b>212-1079</b> (5111339) O.D. 55-64" <b>212-1121</b> (5117561) O.D. 61/64"	<b>216-5234</b> (5149771)	R.B.	<b>CB-1596P</b>	10-20-30-40	2.7490/2.7500
						M.S.	<b>MS-271P</b>	10-20-30-40	
	Exh.		<b>217-3946</b> - Machined for Seal (5129919) 2-3/8"Long			1-2-3- 4-5-6- 7	MB-1276P MB-2524W		3.4990/3.5000 3.8430/3.8435
						Note: Contains 4 pc. Thrust Washer Set, Used in position No. 7; Included in M.S.			
						<b>T.W. 7 TW-411S</b> Note: Contains 4 pc. Thrust Washer Set, Used in position No. 7; Included in M.S.			
	Exh.	<b>218-7373</b> (5101102)	Valve Seat			<b>SH-468</b>	5 Bearings Required		Note: Contains Steel Bushing in Center Hole
	 <b>CAMSHAFT/TIMING COMPONENTS</b> 					<b>SH-525</b>	5 Bearings Required		Note: Steel Bushing in Center Hole Not Included
		<b>217-1107</b> ● (8923814)				<b>SH-477WS</b>	4 Washer per Set		Note: Cam and Bal. Shaft Thrust Washer set S/N 6A57745-U
		● Roller Cam Follower w/ Bushing and Pin Set - 3 per cylinder							
	 <b>CRANKSHAFT</b>								
		<b>247-5015</b> (5107033)	Crankshaft Std						
		<b>247-5111</b> (5107033)	Crankshaft .010" Undersize						
92						R.B.	<b>CB-469P</b>		2.7485/2.7500










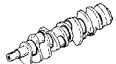
# JOHN DEERE

Line No.	Cyl. Dia.	No. Cyl.	ASSEMBLIES AND COMPONENT PARTS						GASKET SETS		
			 Cylinder Kits	 Liners	 Pistons	 PISTON RINGS			 Pins 223-1 Bushing 223-3	 Full Sets Lower Sets	 Head Sets Oil Pan Sets
						Set No.	Comp.	Oil			
93	4.562"	6	<b>466 CID (7.6L) , 6076A, 6076H, 6076T DIESEL ENGINE; S/N 500000-UP</b>								
			<b>226-1902▲</b> (RE60294)	<b>226-4473</b>  <b>223-7202</b> (AR98850) (O-ringKit)	<b>224-3277▲</b> (RE57512)	<b>S41784▲</b> (RE57517)	2-5/32"	1-4mm			<b>Head Set HS3898</b> <b>Head Gskt4901</b> <b>Lower Set CS3898 ●</b> <b>Pan Set OS20552</b> <b>Valve Cvr VS39694</b> <b>Front Seal 47407</b> <b>Front Seal SS47407 ☽</b> <b>Rear Seal 46829</b> <b>Rear Seal SS46829 ☽</b> <b>Rear Seal SS48172★</b>
	4.562"	6		<b>226-4473</b> (R123969)		<b>S41319■</b> (RE48380)	2-5/32"	1-3/16"		<b>● Use w/ Head Set, Front &amp; Rear OilSeals to make Full Set.</b> <b>☽ Set Includes Micro-Shield Repair Sleeve and Oil Seal.</b> <b>★ TeflonSeal w/ Repair Sleeve.</b>	
			▲ HighRing Pack (All 6076 Engines Except in 4955, 4960, 8560 Tractors) ■ Low Ring Pack (All 6076 Engines In 4955, 4960, 8560 Tractors)								








Line No.	Exh. or Int.	VALVE TRAIN PARTS				BEARINGS			
		 Valves	 Guides	 Springs	 Keepers	 Pos.			 Std. Shaft Diameter
							Standard Part No.	Undersizes	
93	Exh.	<b>211-2485</b> (R50375)	<b>217-4071</b> (R28654)	<b>212-1112</b> (R26125)	<b>216-5144</b>	R.B.	<b>CB-1267P</b>	2-10-20-30	2.9980/2.9990
	Int.	<b>211-2484</b> (R50358)	<b>217-4071</b> (R28654)	<b>212-1112</b> (R26125)	<b>216-5144</b>	M.S.	<b>MS-1529P</b>	10-20-30	3.3715/3.3725
		<b>216-2509</b> (RE11410)	Rotator		<b>216-5145●</b>	1-2-3-4-6-7	MB-2858P		3.3720/3.3730
		● Hardened Exh. & Int.				5	MB-2859P		3.3720/3.3730
						T.W.5	MB-2859W		3.6330/3.6430
						Note: 3 Pcs. Req'd Included in M.S.			
		 <b>CAMSHAFT/TIMING COMPONENTS</b> 				C.S.	<b>SH-2011</b>		
		<b>213-1781</b> (R52773)	Mechanical Lifter						
		 <b>CRANKSHAFT</b>							
		<b>247-5123</b> (RE53422)	Crankshaft/ Gear						
	<b>247-5163</b> (RE63293)	Crankshaft/o Gear							
	<b>247-5164</b> (RE63293)	Crankshaft/ Gear							
	<b>247-5166</b> (RE63293)	Crankshaft/ Gear							
	<b>Rod Bolt</b> <b>216-7129</b> (R66452)	<b>Rod Marked</b> R26047, R41423, R52225, R58880 R58882, R66293, R66922							










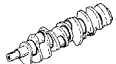
# JOHN DEERE

Line No.	Cyl. Dia.	No. Cyl.	ASSEMBLIES AND COMPONENT PARTS							GASKET SETS			
			 Cylinder Kits	 Liners	 Pistons	 PISTON RINGS			 Pins 223-1 Bushing 223-3	 Full Sets Lower Sets	 Head Sets Oil Pan Sets		
						Set No.	Comp.	Oil					
94	4.562"	6	466 CID (7.6L) 6466D NATURALLY ASPIRATED DIESEL ENGINE; WHEEL TRACTORS-890, 4040, 4050, 4240, 4250, 4440, 4450; COMBINE-6602, 6620, 6622, 7720										
			<b>226-1668</b> (RE60290)	<b>226-4473</b>  <b>223-7202</b> (AR98850) (O-ringKit)	<b>224-2169</b> (AR64926)	<b>S41320</b> (AR87753)	1-5/32" 1-3/32" KeystoneTop Ring	1-3/16"	<b>223-3633</b> (R42173)	<b>Head Set HS3898</b> <b>Head Gskt4901</b> <b>Lower Set CS3898 ●</b> <b>Pan Set OS20552</b> <b>Valve Cvr VS39694</b> <b>Front Seal 47407</b> <b>Front Seal SS47407 )</b> <b>Rear Seal 46829</b> <b>Rear Seal SS46829 )</b> <b>Rear Seal SS48172 ★</b> <b>Valve Seal 216-1163</b>	● Use w/ Head Set, Front & Rear Oil Seals to make Full Set. ) Set Includes Micro-Shield Repair Sleeve and Oil Seal. ★ Teflon Seal w/ Repair Sleeve.		

Line No.	VALVE TRAIN PARTS				BEARINGS				
	Exh. or Int.	Valves	Guides	Springs	Keepers	Pos.	Standard Part No.	Undersizes	Std. Shaft Diameter
									
94	Exh.	<b>211-2503</b> (R43679)	<b>217-4071</b> (R28654)	<b>212-1112</b> (R26125)	<b>216-5144</b>	R.B.	<b>CB-669P</b>	2-10-20-30	2.9980/2.9990
	Int.	<b>211-2502</b> (R43883)	<b>217-4071</b> (R28654)	<b>212-1112</b> (R26125)	<b>216-5144</b>	M.S.	<b>MS-1529P</b>	10-20-30	3.3715/3.3725
		<b>216-2509</b> (RE11410)	Rotator		<b>216-5145●</b>	1-2-3-4-6-7-5	MB-2858P		3.3720/3.3730
						T.W.5	MB-2859P		3.6330/3.6430
									Note:3 Pcs. Req'd. - Included In M.S.
	 <b>CAMSHAFT/TIMING COMPONENTS</b> 								
		<b>229-2180</b>	Camshaft						
		See Interchange							
		<b>213-1781</b>	Mechanical Lifter						
		(R52773)							
	 <b>CRANKSHAFT</b>								
		<b>247-5107</b>	Crankshaft w/o Gear, 6 Bolt Hole						
		(RE53422)							
		<b>247-5123</b>	Crankshaft/ Gear						
		(RE53422)							
		<b>Rod Bolt</b>	<b>Rod Marked</b>						
		<b>216-7129</b>	R26047,R41423, R52225, R58880						
		(R66452)	R58882,R66293, R66922						








# JOHN DEERE










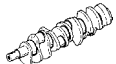
Line No.	Cyl. Dia.	No. Cyl.	ASSEMBLIES AND COMPONENT PARTS						GASKET SETS												
			 Cylinder Kits	 Liners	 Pistons	 PISTON RINGS			 Pins 223-1 Bushing 223-3	 Full Sets Lower Sets		 Head Sets Oil Pan Sets									
						Set No.	Comp.	Oil													
95	4.562"	6	<b>466 CID (7.6L) 6466A, 6466T TURBO-AFTERCOOLED DIESEL ENGINES; WHEEL TRACTORS-4440, 4640, 4840, 8430, 8440, 8450 TO S/N 231857; COMBINE-7720; SCRAPER-JD762A TO S/N 239486</b>						<b>Head Set HS3898</b> <b>Head Gskt4901</b> <b>Lower Set CS3898 ●</b> <b>Pan Set OS20552</b> <b>Valve Cvr VS39694</b> <b>Front Seal 47407</b> <b>Front Seal SS47407 ☽</b> <b>Rear Seal 46829</b> <b>Rear Seal SS46829 ☽</b> <b>Rear Seal SS48172 ★</b>												
			<b>226-1657</b> (RE60288)	<b>226-4473</b> <b>223-7202</b> (R98850) (O-ringKit)	<b>224-2168▲</b> (AR63062)	<b>S41319</b> (RE48380)	2-5/32"	1-3/16"													
			▲ 224-2168 has Double Ni-Resist Inserts.  4240,4440,4640,4840,8430,8440,8450 To S/N 241468 & Eng. Short Block To S/N 57202 To S/N 239486); 6602,6620,6620SH,6622,7720 (To Eng. S/N 252662); 7720,6620,6622(Exc. Eng. w/ Short Block From S/N 570501); 8820 (To S/N 235960); 740A,8450(To S/N 241468); 9940 (To S/N 239486).																		

Line No.	VALVE TRAIN PARTS				BEARINGS				
	Exh. or Int.	Valves	Guides	Springs	Keepers	Pos.	Standard Part No.	Undersizes	Std. Shaft Diameter
									
95	Exh.	<b>211-2485</b> (R50375)	<b>217-4071</b> (R28654)	<b>212-1112</b> (R26125)	<b>216-5144</b>	R.B.	<b>CB-1267P</b>	2-10-20-30	2.9980/2.9990
	Int.	<b>211-2484</b> (R50358)	<b>217-4071</b> (R28654)	<b>212-1112</b> (R26125)	<b>216-5144</b>	M.S.	<b>MS-1529P</b>	10-20-30	3.3715/3.3725
		<b>216-2509</b> (RE11410)	Rotator		<b>216-5145●</b>	1-2-3-4-6-7-5	MB-2858P		3.3720/3.3730
						5	MB-2859P		3.3720/3.3730
						T.W.5	MB-2859W		3.6330/3.6430
							3 Pcs. Req'd. · Included In M.S.		
 <b>CAMSHAFT/TIMING COMPONENTS</b> 									
<b>229-2180</b> Camshaft See Interchange <b>213-1781</b> Mechanical Lifter (R52773)									
 <b>CRANKSHAFT</b>									
<b>247-5107</b> Crankshaft w/o Gear, 6 Bolt Hole (RE53422) <b>247-5123</b> Crankshaft/ Gear (RE53422)  <b>Rod Bolt</b> <b>Rod Marked</b> <b>216-7129</b> R26047,R41423, R52225, R58880 (R66452) R58882,R66293, R66922									


















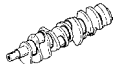
# JOHN DEERE

Line No.	Cyl. Dia.	No. Cyl.	ASSEMBLIES AND COMPONENT PARTS						GASKET SETS				
			 Cylinder Kits	 Liners	 Pistons	 PISTON RINGS			 Pins 223-1 Bushing 223-3	 Full Sets Lower Sets	 Head Sets Oil Pan Sets		
						Set No.	Comp.	Oil					
96	4.562"	6	<b>466 CID (7.6L) 6466AF TURBO-AFTERCOOLED DIESEL ENGINE S/N 233593-UP; WHEEL TRACTOR-4850; SCRAPER-JD762A S/N 239487-UP</b>										
			<b>226-1704</b> (RE60284)	<b>226-4473</b>	<b>224-2236</b> ▲ (AR100673)	<b>S41319</b> (RE48380) KestoneTop Ring	2-5/32"	1-3/16"			<b>Head Set HS3898</b> <b>Head Gskt4901</b> <b>Lower Set CS3898 ●</b> <b>Pan Set OS20552</b> <b>Rock Cvr VS39694</b> <b>Front Seal 47407</b> <b>Front Seal SS47407 ☺</b> <b>Rear Seal 46829</b> <b>Rear Seal SS46829 ☺</b> <b>Rear Seal SS48172 ★</b>		
			▲ 224-2236 has Double Ni-Resist Inserts.  4850 w/ 6466AF Eng. (From Eng. S/N 233593); 8450 (From S/N 241469 & w/ Short Block S/N From 272027); JD762A (From S/N 239487); 4640 (From Short Block S/N 570601); 4840,8430,8440 (From Eng. Short Block S/N 572027).						● Use w/ Head Set, Front & Rear Oil Seals to make Full Set. ☺ Set Includes Micro-Shield Repair Sleeve and Oil Seal. ★ Teflon Seal w/ Repair Sleeve.				








Line No.	VALVE TRAIN PARTS				BEARINGS				
	Exh. or Int.	 Valves	 Guides	 Springs	 Keepers	 Pos.			 Std. Shaft Diameter
							Standard Part No.	Undersizes	
96	Exh.	<b>211-2485</b> (R50375)	<b>217-4071</b> (R28654)	<b>212-1112</b> (R26125)	<b>216-5144</b>	R.B.	<b>CB-1267P</b>	2-10-20-30	2.9980/2.9990
	Int.	<b>211-2484</b> (R50358)	<b>217-4071</b> (R28654)	<b>212-1112</b> (R26125)	<b>216-5144</b>	M.S.	<b>MS-1529P</b>	10-20-30	3.3715/3.3725
		<b>216-2509</b> (RE11410)	Rotator		<b>216-5145●</b>	1-2-3-4-6-7 5	MB-2858P MB-2859P		3.3720/3.3730
						T.W.5	MB-2859W 3 Pcs. Req'd. · Included In M.S.		3.6330/3.6430
 <b>CAMSHAFT/TIMING COMPONENTS</b> 									
<b>229-2180</b> Camshaft See Interchange <b>213-1781</b> Mechanical Lifter (R52773)									
 <b>CRANKSHAFT</b>									
<b>247-5107</b> Crankshaftw/o Gear, 6 Bolt Hole (RE53422) <b>247-5123◆</b> Crankshaftw/ Gear (RE53422) <b>247-5137</b> Crankshaftw/o Gear (RE63292)  <b>Rod Bolt</b> <b>Rod Marked</b> <b>216-7129</b> R26047,R41423, R52225, R58880 (R66452) R58882,R66293, R66922  ◆ 247-5123 may be used in place of 247-5137 if flywheel is modified.									



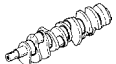
# JOHN DEERE

Line No.	Cyl. Dia.	No. Cyl.	ASSEMBLIES AND COMPONENT PARTS						GASKET SETS				
			 Cylinder Kits	 Liners	 Pistons	 PISTON RINGS			 Pins 223-1 Bushing 223-3	 Full Sets Lower Sets	 Head Sets Oil Pan Sets		
						Set No.	Comp.	Oil					
97	4.562"	6	<b>466 CID (7.6L) 6466TF TURBO DIESEL ENGINE S/N 253373-UP; WHEEL TRACTORS-4250, 4450, 4650</b>										
			<b>226-1706</b> (RE60282)	<b>226-4473</b>  <b>223-7202</b> (AR98850) (O-ringKit)	<b>224-2239</b> ▲ (AR100616)	<b>S41319</b> (RE48380) KeystoneComp. Rings	2-5/32"	1-3/16"			<b>Head Set HS3898</b> <b>Head Gskt4901</b> <b>Lower Set CS3898 ●</b> <b>Pan Set OS20552</b> <b>Valve Cvr VS39694</b> <b>Front Seal 47407</b> <b>Front Seal SS47407 ☺</b> <b>Rear Seal 46829</b> <b>Rear Seal SS46829 ☺</b> <b>Rear Seal SS48172 ★</b>		
			▲ 224-2239 has Double Ni-Resist Inserts.  4250,4400,4450,4650/ 6466TF Eng. (From Eng S/N 253373 & Short Block From S/N 570601); 6602,6620,6620SH,6622,7720 From S/N 570601); 6602,6620,6620SH,6622,7720 From Eng. S/N 252663); 8820 (From Eng. S/N 235961).						● Use w/ Head Set, Front & Rear OilSeals to make Full Set. ☺ Set Includes Micro-Shield Repair Sleeve and Oil Seal. ★ Teflon Seal w/ Repair Sleeve.				

Line No.	VALVE TRAIN PARTS				BEARINGS				
	Exh. or Int.	 Valves	 Guides	 Springs	 Keepers				 Std. Shaft Diameter
						Standard Part No.	Undersizes		
97	Exh.	<b>211-2485</b> (R50375)	<b>217-4071</b> (R28654)	<b>212-1112</b> (R26125)	<b>216-5144</b>	R.B.	<b>CB-1267P</b>	2-10-20-30	2.9980/2.9990
	Int.	<b>211-2484</b> (R50358)	<b>217-4071</b> (R28654)	<b>212-1112</b> (R26125)	<b>216-5144</b>	M.S.	<b>MS-1529P</b>	10-20-30	3.3715/3.3725
		<b>216-2509</b> (RE11410)	Rotator		<b>216-5145●</b>	1-2-3-4-6-7 5	MB-2858P MB-2859P		3.3720/3.3730
						T.W.5	MB-2859W	Note:3 Pcs. Req'd. · Included In M.S.	3.6330/3.6430
 <b>CAMSHAFT/TIMING COMPONENTS</b> 									
<b>229-2180</b> Camshaft See Interchange <b>213-1781</b> Mechanical Lifter (R52773)									
 <b>CRANKSHAFT</b>									
<b>247-5107</b> Crankshaftw/o Gear 6 Bolt Hole (RE53422) <b>247-5123◆</b> Crankshaftw/ Gear (RE53422) <b>247-5137</b> Crankshaftw/o Gear 4 Bolt Hole (RE63292)  <b>Rod Bolt Rod Marked</b> <b>216-7129</b> R26047,R41423, R52225, R58880 (R66452) R58882,R66293, R66922  ◆ 247-5123 may be used in place of 247-5137 if flywheel is modified.									









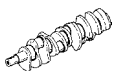
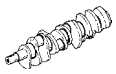
# JOHN DEERE

Line No.	Cyl. Dia.	No. Cyl.	ASSEMBLIES AND COMPONENT PARTS						GASKET SETS					
			 Cylinder Kits	 Liners	 Pistons	 PISTON RINGS			 Pins 223-1 Bushing 223-3	 Full Sets Lower Sets	 Head Sets Oil Pan Sets			
						Set No.	Comp.	Oil						
98	4.562"	6	<b>466 CID (7.6L) 6466T, 6466TA DIESEL ENGINES; WHEEL TRACTORS-790, 792, 890, 4040, 4050, 4055, 4240, 4255, 4455; WHEEL LOADERS-JD644C, 644C, 644D; SKIDDERS-JD740A; CRAWLER TRACTORS-850B; COMPACTORS-JD646C, 646C; BUNCHERS BUNCHERS-693C, JD743, JD743A; SCRAPERS-762A, 762B; GRADERS-770A, 770B, 772A, 772B; EXCAVATORS-690C, 790, 790D, 792, 793D, 892D; HARVESTERS-743A, 5720, 5730; COMBINES-6602, 6620, 6622, 8820; PICKERS-9940, 9950</b>											
			<b>226-1706</b> (RE60282)	<b>226-4473</b>  <b>223-7202</b> (AR98850) (O-ringKit)	<b>224-2239▲</b> (AR100616)	<b>S41319</b> (RE48380)	2-5/32"	1-3/16"		<b>Head Set HS3898</b> <b>Head Gskt4901</b> <b>Lower Set CS3898 ●</b> <b>Pan Set OS20552</b> <b>Valve Cvr VS39694</b> <b>Front Seal 47407</b> <b>Front Seal SS47407 ▶</b> <b>Rear Seal 46829</b> <b>Rear Seal SS46829 ▶</b> <b>Rear Seal SS48172★</b>  ● Use w/ Head Set, Front & Rear Oil Seals to make Full Set. ● Set Includes Micro-Shield Repair Sleeve and Oil Seal. ★ Teflon Seal w/ Repair Sleeve.				
			▲ 224-2239Piston has Double Ni-Resist Inserts.  4240, 4440, 4640, 4840, 8430, 8440, 8450 To S/N 241468 & Short Block To S/N 572026); JD762A (To S/N 239486); 6602, 66205H, 6622, 7720 (To S/N 252662); 7720, 6620, 6622 (Exc. Eng. w/ Short Block From S/N 570601); 8820 (To S/N 235960); 740A, 8450 (To S/N 241468); 9940 (To 239486).  4250, 4400, 4450, 4650 w/ 6466TF Eng. (From S/N 253373 & short block S/N 570601); 6602, 6620SH, 6622, 7720 6602, 6620, 6620SH, 6622, 7720 (From S/N 252663); 8820 (From S/N 235961)											
99	4.687"	2	<b>190 CID (3.1L) GASOLINE ENGINE; WHEEL TRACTORS-B, BN, BNH, BW, BWH, 50</b>											
			ReboreKit (B Series S/N 201000-Up) <b>224-3024</b>			<b>224-3021</b>			<b>S70438</b> 4-3/16" 1-5/16" (AB4959R)		<b>223-3489</b> (A2343R)		<b>Full Set FS1738S ●</b> <b>Head Set HS1738S</b> <b>Head Gskt1738S</b>  ● Oil Seals not included	
			<b>224-3024</b>			<b>224-3021</b>			<b>S70438</b> 4-3/16" 1-5/16"					
			Note: Available in .045" and .090" Only.											
100	4.687"	2	<b>190 CID (3.1L) JOHN DEERE FLEX ENG.; WHEEL TRACTOR 50</b>											
									<b>S40243●</b> 4-1/8" 1-1/4" (AB4642R)		<b>Full Set FS3023</b> <b>Head Set HS3023</b> <b>Head Gskt1738S</b>			
									<b>S70438◆</b> 4-3/16" 1-5/16"					
			● Model 50 (From S/N 5015950) ◆ Model 50 (To S/N 5015951)											

Line No.	VALVE TRAIN PARTS				BEARINGS				
	Exh. or Int.	Valves	Guides	Springs	Keepers	Pos.	Standard Part No.	Undersizes	Std. Shaft Diameter
98	Exh.	<b>211-2485</b> (R50375)	<b>217-4071</b> (R28654)	<b>212-1112</b> (R26125)	<b>216-5144</b>	R.B.	<b>CB-1267P</b>	2-10-20-30	2.9980/2.9990
	Int.	<b>211-2484</b> (R50358)	<b>217-4071</b> (R28654)	<b>212-1112</b> (R26125)	<b>216-5144</b>	M.S.	<b>MS-1529P</b>	10-20-30	3.3715/3.3725
		<b>216-2509</b> (RE11410)	Rotator		<b>216-5145●</b>	1-2-3-4-6-7 5	MB-2858P MB-2859P		3.3720/3.3730
						T.W.5	MB-2859W 3 Pcs. Req'd. · Included In M.S.		3.6330/3.6430
 <b>CAMSHAFT/TIMING COMPONENTS</b> 									
<b>229-2180</b> Camshaft See Interchange <b>213-1781</b> Mechanical Lifter (R52773)									
 <b>CRANKSHAFT</b>									
<b>247-5107</b> Crankshaft w/o Gear, 6 Bolt Hole (RE53422) <b>247-5123</b> Crankshaft/ Gear (RE53422) <b>Rod Bolt</b> <b>Rod Marked</b> <b>216-7129</b> R26047, R41423, R52225, R58880 (R66452) R58882, R66293, R66922									
99	Exh.				<b>216-5080</b> (T20077)	C.B.	<b>CB-469P</b>		2.7485/2.7500
	Int.				<b>216-5080</b> (T20077)				
	Exh.	<b>218-4507</b>	Valve Seat						
	Int.	<b>218-7631</b>	Valve Seat						
100	Exh.		<b>217-3600</b>		<b>216-5233</b> (B1797R)	R.B.	<b>CB-469P</b>		2.7485/2.7500
	Int.		<b>217-3600</b>		<b>216-5233</b> (B1797R)				
	Exh.	<b>218-7543</b>	Valve Seat						
	Int.	<b>218-7623</b>	Valve Seat						








# JOHN DEERE








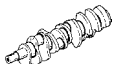
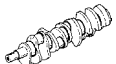
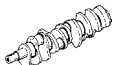
Line No.	Cyl. Dia.	No. Cyl.	ASSEMBLIES AND COMPONENT PARTS							GASKET SETS				
			Cylinder Kits	Liners	Pistons	PISTON RINGS			Pins 223-1 Bushing 223-3	Full Sets Lower Sets	Head Sets			
						Set No.	Comp.	Oil			Oil Pan Sets			
101	4.687"	2	190 CID (3.1L) JOHN DEERE GASOLINE ENG.; WHEEL TRACTOR 520, 530										Head Set HS3132	
						S40243 (AB4958R)	4-1/8"	1-1/4"			223-3489◆ (A2343R)			
			◆ Requires Reaming											
102	4.750"	6	531 CID (8.7L) 6531D DIESEL ENGINE; WHEEL TRACTORS-JD700; 5010										Head Set HS3292	
											223-3522 (R30939)	Lower Set CS3292 ●		
													Pan Set OS20553	
													Front Seal 47407	
													Front Seal SS47407	
													Rear Seal SS48173 ☞	
													Valve Seal VS-6 ◆	
													● Use w/ Head Set, Front & Rear Oil Seals to make Full Set.	
													☞ Set Includes Micro-Shield Repair Sleeve and Oil Seal.	
													◆ (Complete set used); VST20A14 Tool required	
103	4.750"	6	531 CID (8.7L) 6531D DIESEL ENGINE; SCRAPERS-JD760, JD760A; WHEEL TRACTORS-JD700A, 5020, 6030										Head Set HS3292	
			226-1499	226-4520 (R42366)	S40920		1-5/32"	1-1/4"			223-3522 (R30939)	Lower Set CS3292 ●		
			223-7198 (AR55951) (O-ring Kit)	KeyStone Top Rings		1-3/32"				Pan Set OS20553				
													Front Seal 47407	
													Front Seal SS47407 ☞	
													Rear Seal SS48173 ☞	
													Valve Seal VS-6 ◆	
													● Use w/ Head Set, Front & Rear Oil Seals to make Full Set.	
													☞ Set Includes Micro-Shield Repair Sleeve and Oil Seal.	
													◆ (Complete set used); VST20A14 Tool required	

Line No.	VALVE TRAIN PARTS				BEARINGS				
	Exh. or Int.	 Valves	 Guides	 Springs	 Keepers	 Pos.	 Standard Part No.	 Undersizes	 Std. Shaft Diameter
	<b>101</b>	Exh.				<b>216-5080</b> (T20077)			
	Int.				<b>216-5080</b> (T20077)				
	Exh.	<b>218-4507</b> ◆	ValveSeat (Universal Type)						
	Int.	<b>218-7631</b>	ValveSeat						
<b>102</b>	Exh.		<b>217-4072</b> (R53192)		<b>216-5146</b> (R35431)	<b>R.B.</b>	<b>CB-1225AL</b>	10-20-30	3.4980/3.4990
	Int.		<b>217-4072</b> (R53192)		<b>216-5146</b> (R35431)	<b>C.S.</b>	<b>SH-785S</b>		
	 <b>CRANKSHAFT</b>								
		<b>247-5167</b> (AR92533)	Crankshaftw/ Gear, Gear Ahead #7 Main						
		<b>Rod Bolt</b> <b>216-7130</b> (R66453)	<b>Rod Marked</b> R35048,R40238, R48315, R53286 R53287,R57484, R58883, R63959 R66925,R66926, R66927, SE500499						
<b>103</b>	Exh.				<b>216-5146</b> (R35431)	<b>R.B.</b>	<b>CB-1225AL</b>	10-20-30	3.4980/3.4990
	 <b>CRANKSHAFT</b>								
		<b>247-5167</b> (AR92533)	Crankshaftw/ Gear, Gear Ahead #7 Main						
		<b>Rod Bolt</b> <b>216-7130</b> (R66453)	<b>Rod Marked</b> R35048,R40238, R48315, R53286 R53287,R57484, R58883, R63959 R66925,R66926, R66927, RSE500499						

















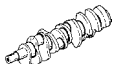
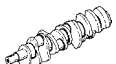
# JOHN DEERE

Line No.	Cyl. Dia.	No. Cyl.	ASSEMBLIES AND COMPONENT PARTS							GASKET SETS			
			 Cylinder Kits	 Liners	 Pistons	 PISTON RINGS			 Pins 223-1 Bushing 223-3	 Full Sets Lower Sets	 Head Sets Oil Pan Sets		
						Set No.	Comp.	Oil					
104	4.750"	6	<b>531 CID (8.7L) 6531A TURBO DIESEL ENGINE; WHEEL TRACTORS-6030, 7520; HARVESTERS-5200, 5400</b>										
			<b>226-1708</b> (R48350)	<b>226-4480</b> (R48350)	<b>224-2245</b> ▲ (AR53227)	<b>S41417</b> (AR53226) Keystone Comp. Rings	2-5/32"	1-3/16"	<b>223-3522</b> (R30939)	<b>Head Set HS3862</b> <b>Lower Set CS3903</b> ● <b>Pan Set OS20553</b> <b>Front Seal 47407</b> <b>Front Seal SS47407</b> ☺ <b>Rear Seal SS48173</b> ☺ <b>Valve Seal 216-1163</b> ◆ <b>Valve Seal VS-6</b> ◆  ● Use w/ Head Set, Front & Rear Oil Seals to make Full Set. ☺ Set Includes Micro-Shield Repair Sleeve and Oil Seal. ◆ (Complete set used); VST20A14 Tool required			
			▲ 224-2245 has Dual Ni-Resist Inserts.										
105	4.750"	6	<b>531 CID (8.7L) 6531T TURBOCHARGED DIESEL ENGINE; WHEEL TRACTORS-6030, 7520; HARVESTERS-5200, 5400</b>										
			<b>226-1709</b> (R48350)	<b>226-4480</b> (R48350)	<b>224-2243</b> ▲ (AR53226)	<b>S41417</b> (AR53226) Keystone Comp. Rings	2-5/32"	1-3/16"	<b>223-3522</b> (R30939)	<b>Head Set HS3862</b> <b>Lower Set CS3903</b> ● <b>Pan Set OS20553</b> <b>Front Seal 47407</b> <b>Front Seal SS47407</b> ☺ <b>Rear Seal SS48173</b> ☺ <b>Valve Seal 216-1163</b> <b>Valve Seal VS-6</b> ◆  ● Use w/ Head Set, Front & Rear Oil Seals to make Full Set. ☺ Set Includes Micro-Shield Repair Sleeve and Oil Seal. ◆ (Complete set used); VST20A14 Tool required			
			▲ 224-2243 has Dual Ni-Resist Inserts.										
106	5.125"	6	<b>619 CID (10.1L) 6619T TURBOCHARGED DIESEL TO S/N 033814; WHEEL TRACTORS-5020, 6540, 6545, 8630, 8640, 8650; WHEEL LOADER-JD855; CRAWLER TRACTORS-JD850, 850; SCRAPERS-JD762, JD862, 862, 862B; EXCAVATORS-JD890, 890, 890A, 992D; HARVESTER-5440, 5460, 5640, 5820, 5822, 5830</b>										
			<b>226-1783</b> (AR84089)	<b>226-4481</b> (R65629)	<b>224-2257</b> ▲ (AR69038)	<b>S41400</b> (AR82355) Keystone Comp. Rings	2-5/32"	1-3/16"	<b>223-7182</b> (AR72351) (O-ring Kit)	<b>Head Set HS3903</b> <b>Lower Set CS3903</b> ● <b>Pan Set OS20553</b> <b>Front Seal 47407</b> <b>Front Seal SS47407</b> ☺ <b>Rear Seal SS48173</b> ☺  ● Use w/ Head Set, Front & Rear Oil Seals to make Full Set. ☺ Set Includes Micro-Shield Repair Sleeve and Oil Seal.			
			▲ 224-2257 has Dual Ni-Resist Inserts.  Note: Pistons with Rods marked R57484, R66925 or R63959										








Line No.	VALVE TRAIN PARTS				BEARINGS				
	Exh. or Int.	 Valves	 Guides	 Springs	 Keepers			Std. Shaft Diameter	
					 Pos.	Standard Part No.	Undersizes		
104	Exh.	<b>211-2638</b> (R90601)	<b>217-4072</b> (R53192)		<b>216-5146</b> (R35431)	<b>R.B.</b>	<b>CB-1225AL</b>	10-20-30	3.4980/3.4990
	Int.	<b>211-3335</b> (R90602)	<b>217-4072</b> (R53192)		<b>216-5146</b> (R35431)	<b>C.S.</b>	<b>SH-785S</b>		
	 <b>CRANKSHAFT</b> <b>247-5167</b> (AR92533) Crankshaftw/ Gear, Gear Ahead #7 Main <b>Rod Bolt 216-7130</b> (R66453) <b>Rod Marked</b> R35048,R40238, R48315, R53286 R53287,R57484, R58883, R63959 R66925,R66926, R66927, SE500499								
105	Exh.	<b>211-2638</b> (R90601)	<b>217-4072</b> (R53192)		<b>216-5146</b> (R35431)	<b>R.B.</b>	<b>CB-1225AL</b>	10-20-30	3.4980/3.4990
	Int.	<b>211-3335</b> (R90602)	<b>217-4072</b> (R53192)		<b>216-5146</b> (R35431)	<b>C.S.</b>	<b>SH-785S</b>		
	 <b>CRANKSHAFT</b> <b>247-5167</b> (AR92533) Crankshaftw/ Gear, Gear Ahead #7 Main <b>Rod Bolt 216-7130</b> (R66453) <b>Rod Marked</b> R35048,R40238, R48315, R53286 R53287,R57484, R58883, R63959 R66925,R66926, R66927, SE500499								
106	Exh.	<b>211-2625</b> (R63892)	<b>217-4072</b> (R53192)			<b>R.B.</b>	<b>CB-1356P</b>	.25-.50mm	3.4980/3.4990
	Int.	<b>211-2626</b> (R75690)	<b>217-4072</b> (R53192)			<b>M.S.</b> <b>1-2-3-4-6-7</b> <b>5</b>	<b>MS-1624P</b> MB-2974P MB-3059P(F)	.25mm	3.7480/3.7490 3.7480/3.7490
	 <b>CRANKSHAFT</b> <b>247-5167</b> (AR92533) Crankshaftw/ Gear, Gear Ahead #7 Main <b>Rod Bolt 216-7130</b> (R66453) <b>Rod Marked</b> R35048,R40238, R48315, R53286 R53287,R57484, R58883, R63959 R66925,66926, 66927, SE500499					<b>T.W.5</b>	MB-2975W 3 Pcs. Req'd. - Included In M.S.		4.0080/ 4.0180
						Note: MS-1624P includes straight shell bearing and thrust washer for No.5 position. <b>C.S.</b> <b>SH-785S</b>			








# JOHN DEERE

Line No.	Cyl. Dia.	No. Cyl.	ASSEMBLIES AND COMPONENT PARTS						GASKET SETS				
			 Cylinder Kits	 Liners	 Pistons	 PISTON RINGS			 Pins 223-1 Bushing 223-3	 Full Sets Lower Sets		 Head Sets Oil Pan Sets	
						Set No.	Comp.	Oil					
107	5.125"	6	619 CID (10.1L) 6619T TURBOCHARGED DIESEL S/N 033815 - 049059; WHEEL TRACTORS-5020, 6540, 6545, 8630, 8640, 8650; WHEEL LOADERS-JD855; CRAWLER TRACTORS-JD850, 850; SCRAPERS-JD762, JD862, 862, 862B; EXCAVATORS-JD890, 890, 890A, 992D; HARVESTERS-5440, 5460, 5640, 5820, 5822, 5830						Head Set <b>HS3903</b> Lower Set <b>CS3903</b> ● Pan Set <b>OS20553</b> Front Seal <b>47407</b> Front Seal <b>SS47407</b> ☾ Rear Seal <b>SS48173</b> ☾				
			<b>226-1716</b> (RE20291)	<b>226-4481</b>	<b>224-2256</b> ▲	<b>S41400</b> (AR82355)	2-5/32"	1-3/16"					
			<b>223-7182</b> (AR72351) (O-ringKit)	14.7:1 C.R.	KeystoneComp. Rings								
			▲ 224-2256has Dual Ni-Resist Inserts.  Note:Pistons for Rods Marked R57484, R66929 or SE500499						● Use w/ Head Set, Front & Rear OilSeals to make Full Set. ☾ Set Includes Micro-Shield Repair Sleeveand Oil Seal.				
108	5.125"	6	619 CID (10.1L) 6101A, 6619A, 6619T TURBOCHARGED DIESEL ENGINE S/N 049060-UP; WHEEL TRACTORS-5020, 6540, 6545, 8630, 8640, 8650; WHEEL LOADER-JD855; CRAWLER TRACTORS-JD850, 850; SCRAPERS-JD762, JD862, 862, 862B; EXCAVATORS-JD890, 890, 890A, 992D; HARVESTERS-5440, 5460, 5640, 5820, 5822, 5830						Head Set <b>HS3903</b> Lower Set <b>CS3903</b> ● Pan Set <b>OS20553</b> Front Seal <b>47407</b> Front Seal <b>SS47407</b> ☾ Rear Seal <b>SS48173</b> ☾				
			<b>226-1719</b> (RE40476)	<b>226-4482</b>	<b>224-2256</b> ▲	<b>S41400</b> (AR82355)	2-5/32"	1-3/16"					
			<b>223-7182</b> (AR72351) (O-ringKit)	14.7:1 C.R.	KeystoneComp. Rings								
			▲ 224-2256has Dual Ni-Resist Inserts.						● Use w/ Head Set, Front & Rear OilSeals to make Full Set. ☾ Set Includes Micro-Shield Repair Sleeveand Oil Seal.				
109	5.500"	2	321 CID (5.3L) 321 GASOLINE ENGINE; WHEEL TRACTORS-A S/N 584000-UP; AO, AR S/N 272000-UP						Full Set <b>FS1699S</b> Head Set <b>HS1699S</b> Head Gskt <b>1699S</b>  For Engine S/N 487999-UP				
			Tractors"A" S/N 584000-Up; "AO", "AR", S/N 272000-Up										
						<b>S40244</b> (AR4922R)	4-3/16"	1-5/16"	<b>223-3489</b> (A2343R)				
				6.5: 1 C.R.	STD.045" 090"								
			NOTE:For use with 6.500" Stroke Crankshafts.										
110	5.500"	2	321 CID (5.3L) 321 GASOLINE ENGINE; WHEEL TRACTOR-60						Full Set <b>FS1699S</b> Set Coverage 1940 - 1953 Head Set <b>HS1699S</b> Set Coverage 1940 - 1953 Head Gskt <b>1699S</b>				
						<b>S40244</b> (AR4922R)	4-3/16"	1-5/16"	<b>223-3489</b> (A2343R)				
				6.5: 1 C.R.	STD.045" 090"								

Line No.	VALVE TRAIN PARTS				BEARINGS				
	Exh. or Int.	 Valves	 Guides	 Springs	 Keepers	 Standard Part No.	 Undersizes	 Std. Shaft Diameter	
	Pos.								
<b>107</b>	Exh.	<b>211-2625</b> (R63892)	<b>217-4072</b> (R53192)			<b>R.B. CB-1356P</b>	.25-.50mm	3.4980/3.4990	
	Int.	<b>211-2626</b> (R75690)	<b>217-4072</b> (R53192)			<b>M.S. 1-2-3-4-5-6</b> MB-2974P	.25mm	3.7480/3.7490	
	 <b>CRANKSHAFT</b>					<b>5</b>	MB-21975P		3.7480/3.7490
	<b>247-5167</b> Crankshaftw/ Gear, Gear Ahead #7 Main (AR92533)					<b>T.W.5</b>	MB-2975W 3 Pcs. Req'd. · Included In M.S.		4.0080/4.0180
<b>Rod Bolt 216-7130</b> (R66453) <b>Rod Marked</b> R35048,R40238, R48315, R53286 R53287,R57484, R58883, R63959 R66925,R66926, R66927, SE500499					Note: MS-1624P includes straight shell bearing and thrust washer for No.5 position.				
					<b>C.S. SH-785S</b>				
<b>108</b>	Exh.	<b>211-2625</b> (R63892)	<b>217-4072</b> (R53192)			<b>R.B. CB-1356P</b>	.25-.50mm	3.4980/3.4990	
	Int.	<b>211-2626</b> (R75690)	<b>217-4072</b> (R53192)			<b>M.S. 1-2-3-4-5-6</b> MB-2974P	.25mm	3.7480/3.7490	
	 <b>CRANKSHAFT</b>					<b>5</b>	MB-2975P		3.7480/3.7490
	<b>247-5167</b> Crankshaftw/ Gear, Gear Ahead #7 Main (AR92533)					<b>T.W.5</b>	MB-2975W 3 Pcs. Req'd. · Included In M.S.		4.0080/4.0180
<b>Rod Bolt 216-7130</b> (R66453) <b>Rod Marked</b> R35048,R40238, R48315, R53286 R53287,R57484, R58883, R63959 R66925,R66926, R66927, SE500499					Note: MS-1624P includes straight shell bearing and thrust washer for No.5 position.				
					<b>C.S. SH-785S</b>				
<b>109</b>	Exh.	<b>211-1153</b> (A3618R)	<b>217-3644</b> (A2467R)			<b>R.B. CB-468P</b>	20	2.9985/3.0000	
	Int.		<b>217-3644</b> (A2467R)						
<b>110</b>	Exh.	<b>211-1153</b> (A3618R)	<b>217-3644</b> (A2467R)			<b>R.B. CB-468P</b>	20	2.9985/3.0000	
	Int.		<b>217-3644</b> (A2467R)						

# JOHN DEERE

Line No.	Cyl. Dia.	No. Cyl.	ASSEMBLIES AND COMPONENT PARTS							GASKET SETS			
			 Cylinder Kits	 Liners	 Pistons	 PISTON RINGS			 Pins 223-1 Bushing 223-3	 Full Sets Lower Sets	 Head Sets Oil Pan Sets		
						Set No.	Comp.	Oil					
111	5.500"	2	303 CID (5.0L) 303 GASOLINE, LPG, ENGINE; WHEEL TRACTORS-620, 630										
						S40244 (AA4922R) STD..045".090"	4-3/16"	2-5/16"		223-3561 (T23471)	Head Set	HS3134	
112	5.875"	2	378 CID (6.2L) JOHN DEERE GASOLINE ENG.; WHEEL TRACTOR 70										
						S7693 (AF2376R)	4-1/4"	1-1/4"			Full Set	FS3049	Head Set
113	6.125"	2	378 CID (6.2L) DIESEL ENGINE; WHEEL TRACTOR-720, 730										

Line No.	Exh. or Int.	VALVE TRAIN PARTS				BEARINGS			
		 Valves	 Guides	 Springs	 Keepers	 Pos.			 Std. Shaft Diameter
							Standard Part No.	Undersizes	
111	Exh. 218-7627	ValveInsert				R.B. CB-643P	10	3.3735/3.3750	
112									
113						R.B. CB-644P	10-20	3.7480/3.7490	

## NUMERICAL LIST — SLEEVE ASSEMBLIES

Part No.	Bore	No. Cyl	Piston	Sleeve	Rings	O-Ring Kit	Application
226-1220	4.250	2-3-4-6	224-2469	226-4220	SC80061	N/A	Detroit Diesel
226-1388	4.000	4-6	224-1552	226-4184	S40371	223-7168	John Deere
226-1471	4.250	4-6	224-1680	226-4411	S40649	223-7136	John Deere
226-1478	3.875	2-3-4-6	224-3282	226-4415	S41154	223-7140	Detroit Diesel
226-1499	4.750	6	224-3210	226-4520	S40920	223-7198	John Deere
226-1523	3.860	3-4	224-2023	226-4463	S40726	223-7163	John Deere
226-1524	3.860	3-4	224-2023	226-4444	S40726	223-7164	John Deere
226-1525	3.860	4-6	224-2026	226-4529	S40726	223-7164	John Deere
226-1526	3.860	3-4	224-3013	226-4529	S40726	223-7164	John Deere
226-1527	3.860	3-4	224-3013	226-4528	S40726	223-7163	John Deere
226-1540	4.020	3-4-6	224-2025	226-4446	S41071	223-7156	John Deere
226-1581	4.250	6	224-2112	226-4416	S41140	223-7199	John Deere
226-1583	4.020	3-4-6	224-3039	226-4446	S41071	223-7156	John Deere
226-1584	4.020	3-4-6	224-2024	226-4446	S41071	223-7156	John Deere
226-1629	4.250	6	224-2140	226-4416	S41140	223-7199	John Deere
226-1633	4.250	4-6-8-12-16	224-2485	226-4466	S40653	N/A	Detroit Diesel
226-1657	4.562	6	224-2168	226-4473	S41319	223-7202	John Deere
226-1665	4.192	4	224-2191	226-4472	S41679	223-7199	John Deere
226-1668	4.562	6	224-2169	226-4473	S41320	223-7202	John Deere
226-1669	4.192	4-6	224-2186	226-4472	S41679	223-7199	John Deere
226-1704	4.562	6	224-2236	226-4473	S41319	223-7202	John Deere
226-1706	4.562	6	224-2239	226-4473	S41319	223-7202	John Deere
226-1708	4.750	6	224-2245	226-4480	S41417	223-7180	John Deere
226-1709	4.750	6	224-2243	226-4480	S41417	223-7180	John Deere
226-1713	4.192	6	224-2246	226-4472	S41679	223-7199	John Deere
226-1716	5.125	6	224-2256	226-4481	S41400	223-7182	John Deere
226-1719	5.125	6	224-2256	226-4482	S41400	223-7182	John Deere
226-1779	4.250	4-6	224-3257	226-4413	S40938	223-7136	John Deere
226-1781	4.250	4-6	224-3257	226-4416	S40938	223-7199	John Deere
226-1783	5.125	6	224-2257	226-4481	S41400	223-7182	John Deere
226-1819	4.250	6	224-2739	226-4416	S41138	223-7199	John Deere
226-1827	4.192	3-4-6	224-2791	226-4489	S41679	223-7199	John Deere
226-1828	4.192	3-4-6	224-2790	226-4489	S41679	223-7199	John Deere
226-1858	4.250	4-6	224-3253	226-4416	S40938	223-7199	John Deere
226-1902	4.562	6	224-3277	226-4473	S41784	223-7202	John Deere

## NUMERICAL LIST — REBORE KITS

Part No.	Bore	No. Cyl.	Piston	Rings	Application
224-2994.045	4.000	2	224-3198.045	S4972.040	John Deere
224-2995.045	4.250	2	224-3199.045	S40649.040	John Deere
224-3024.045	4.687	2	224-3021.045	S70438.045	John Deere
224-3024.090	4.687	2	224-3021.090	S70438.090	John Deere

## NUMERICAL LIST — SLEEVES

Part No.	Bore	No. Cyl	O.D.	Width	Pilot	Barrel	Seal	Length	Firewall	O-Rings	Application
226-4184	4.000	4-6	5.062	.253	4.814	4.620	4.502	8.000	.040	223-7168	John Deere
226-4220	4.250	2-3-4-6	4.771	.251	N/A	4.626	N/A	11.125	No	N/A	Detroit Diesel
226-4411	4.250	4	5.125	.253	4.876	4.810	4.628	7.990	.040	223-7136	John Deere
226-4413	4.250	4-6	5.125	.253	4.876	4.812	4.628	9.125	.040	223-7136	John Deere
226-4415	3.875	2-3-4	4.782	.253	4.518	4.468	4.486	9.843	.048	223-7140	Detroit Diesel
226-4416	4.250	4-6	5.176	.251	4.919	4.840	4.626	9.125	.024	223-7199	John Deere
226-4446	4.020	3-4-6	4.920	.238	4.685	4.637	4.371	7.720	.028	223-7156	John Deere
226-4466	4.250	4-6-8	4.771	.250	N/A	4.625	N/A	11.125	No	N/A	Detroit Diesel
226-4472	4.196	4	4.957	.238	4.750	4.725	4.555	8.580	.032	223-7199	John Deere
226-4473	4.562	6	5.317	.323	5.083	5.045	4.925	9.110	.047	223-7202	John Deere
226-4480	4.750	6	5.726	.375	5.502	5.458	5.436	9.800	.030	223-7180	John Dome
226-4481	5.125	6	5.967	.375	5.741	5.700	5.529	9.800	.030	223-7182	John Deere
226-4482	5.125	6	5.967	.375	5.742	5.700	5.528	9.800	.040	223-7182	John Deere
226-4489	4.196	3-4-6	4.957	.237	4.750	4.725	4.555	7.752	.032	223-7199	John Deere
226-4520	4.750	6	5.743	.252	5.486	5.412	5.171	9.750	.048	223-7198	John Deere
226-4528	3.860	3-4-6	4.841	.238	4.528	4.440	4.236	7.720	.030	223-7163	John Deere
226-4529	3.860	3-4-6	4.842	.238	4.529	4.450	4.237	7.720	.030	223-7164	John Deere

## NUMERICAL LIST — PISTONS

Part No.	Bore	No. Cyl.	Length	Comp. Dist.	Comp. Ring	Oil Ring	Pin	Pin O.D.	Application
224-1397	3.400	6	3.516	1.745	2-5/64	1-3/16	N/A	0.901	Chrys Ind
224-1549	3.625	4-6	4.000	2.250	3-3/32	1-3/16	N/A	1.188	John Deere
224-1680	4.250	6	4.625	2.652	3-3/32	1-1/4	N/A	1.250	John Deere
224-2024	4.020	6	4.380	2.609	1-1/8	1-13/64	N/A	1.375	John Deere
224-2025	4.020	3-4-6	4.062	2.254	1-1/8	1-13/64	N/A	1.187	John Deere
224-2026	3.860	4-6	4.000	2.254	2-3/32	1-13/64	N/A	1.188	John Deere
224-2140	4.250	6	4.890	2.750	2-5/32	1-3/16	N/A	1.625	John Deere
224-2168	4.562	6	4.920	2.766	2-5/32	1-3/16	N/A	1.874	John Deere
224-2169	4.562	6	4.930	2.778	1-5/32	1-3/16	N/A	1.625	John Deere
224-2186	4.192	4-6	4.900	2.820	1-1/8	1-9/64	N/A	1.625	John Deere
224-2236	4.562	6	4.920	2.770	2-1/8	1-3/16	N/A	1.874	John Deere
224-2239	4.562	6	4.920	2.770	2-1/8	1-3/16	N/A	1.874	John Deere
224-2243	4.750	6	5.560	3.250	2-5/32	1-3/16	N/A	1.875	John Deere
224-2245	4.750	6	5.560	3.250	2-5/32	1-3/16	N/A	1.875	John Deere
224-2256	5.125	6	5.560	3.250	2-5/32	1-3/16	N/A	1.999	John Deere
224-2257	5.125	6	5.560	3.250	2-5/32	1-3/16	N/A	1.999	John Deere
224-2469	4.250	2	6.000	3.515	4-1/8	2-3/16	N/A	1.500	Detroit Diesel
224-2485	4.250	4	6.030	3.545	4-.084	2-3/16	N/A	1.500	Detroit Diesel
224-2739	4.250	6	4.910	2.760	1-1/8	1-3/16	N/A	1.500	John Deere
224-2790	4.192	3-4-6	4.410	2.609	1-1/8	1-9/64	N/A	1.625	John Deere
224-2791	4.192	3-4-6	4.410	2.609	1-1/8	1-9/64	N/A	1.375	John Deere
224-3013	3.859	3-4	3.906	2.255	2-3/32	1-.197	N/A	1.187	John Deere
224-3021.045	4.687	6	4.420	2.561	2-3/32	1-3/16	223-1837	1.250	John Deere
224-3021.090	4.687	6	4.420	2.561	2-3/32	1-3/16	223-1837	1.250	John Deere
224-3198.045	4.000	2	4.130	2.245	3-3/32	1-1/4	N/A	1.000	John Deere
224-3257	4.250	4-6	4.890	2.760	1-1/8	1-1/4	N/A	1.500	John Deere
224-3277	4.563	8	4.920	2.770	2-5/32	1-3/16	N/A	1.874	John Deere



## NUMERICAL LIST — RING SETS

Part No.	Bore	No. Cyl.	Comp. Ring	Oil Ring	Application
40276CP, .020, .030, .040, .060	3.400	6	2-5/64	1-3/16	Chrys Ind
50276CP, .020, .030, .040, .060	3.400	6	2-5/64	1-3/16	Chrys Ind
S40016, .030, .060	3.750	4-6	3-1/8	1-3/16	Hercules
S40232	3.875	2-3-4-6			Detroit Diesel
S40243	4.687	2	4-1/8	1-1/4	John Deere
S40244, .045, .090	5.500	2	4-3/16	1-5/16	John Deere
S40360	3.875	4	3-3/32	1-3/16	John Deere
S40369, .020	3.500	4	3-3/32	1-3/16	John Deere
S40371	4.000	3-4-6	3-3/32	2-1/4	John Deere
S40649, .040	4.250	2-4-6	3-3/32	1-1/4	John Deere
S40653	4.250	4-6-8-12-16	4-.084	2-3/16	Detroit Diesel
S40658	3.875	4	2-3/32	1-3/16	John Deere
S40659	3.625	4	2-3/32	1-3/16	John Deere
S40726	3.860	3-4-6	2-3/32	1-.197	John Deere
S40766	4.375	6	3-3/32	1-1/4	John Deere
S40863	4.125	2	2-3/32	1-1/4	John Deere
S40920	4.750	6	1-5/32	1-1/4	John Deere
S40938	4.250	4-6	1-1/8	1-1/4	John Deere
S41071	4.020	3-4-6	1-1/8	1-5mm	John Deere
S41081, .030	3.750	4-6	3-3/32	1-3/16	John Deere
S41138	4.250	6	1-1/8	1-3/16	John Deere
S41140	4.250	6	2-5/32	1-3/16	John Deere
S41154	3.875	2-3-4-6	1-.082, 3-3/32	2-3/16	Detroit Diesel
S41260	4.016	3	2-3/32	1-5mm	John Deere
S41319	4.562	6	2-5/32	1-3/16	John Deere
S41320	4.562	6	1-5/32	1-3/16	John Deere
S41400	5.125	6	2-5/32	1-3/16	John Deere
S41417	4.750	6	2-5/32	1-3/16	John Deere
S41679	4.192	3-4-6	1-1/8	1-9/64	John Deere
S41784	4.562	6	2-5/32	1-4mm	John Deere
S4535, .040	3.625	4-6	3-3/32	1-3/16	John Deere
S4548, .020, .030, .040	3.500	V4	3-1/8	1-3/16	Wisconsin
S4701, .030, .060	4.438	6	3-1/8	1-3/16	Hercules
S4972, .040	4.000	2	3-3/32	1-1/4	John Deere
S5667	4.500	2	3-3/16	1-3/16	John Deere
S70438.045	4.687	2	4-3/16	1-5/16	John Deere
S70438.090	4.687	2	4-3/16	1-5/16	John Deere
S70439	4.000	2	2-3/32	1-1/4	John Deere
S7626, .045	5.500	2	4-1/4	1-1/4	John Deere
S7693, .045, .090	6.125	2	4-1/4	1-1/4	John Deere
SC80061	4.250	2-3-4-6	4-1/8	2-3/16	Detroit Diesel

## NUMERICAL LIST — PISTON PINS

Part No.	O.D.	Length	Application
223-1837	1.249	3.249	John Deere

## NUMERICAL LIST — ROD BUSHINGS

Part No.	I.D.	Min. O.D.	Max. O.D.	Length	Wall Thickness	Application
223-3462	1.5030	1.7560	1.7595	.8175	.1330	Detroit Diesel
223-3489	1.7530	1.8950	1.8970	2.0000	.1480	John Deere
223-3520	1.1880	1.3075	1.3110	1.5000	.1320	John Deere
223-3484	0.885	1.0370	1.0390	1.1400	.0320	Chrys Ind
223-3607	0.874	1.0370	1.0390	1.1400	.0430	Chrys Ind
223-3521	1.2490	1.3700	1.3740	1.5100	.0670	John Deere
223-3522	1.4985	1.6250	1.6255	1.5100	.0670	John Deere
223-3548	-----	-----	-----	3.2350	.0880	Detroit Diesel
223-3561	1.1896	1.3125	1.3130	1.8000	.0740	John Deere
223-3590	1.626	1.812	1.813	1.5000	.0930	John Deere
223-3591	1.1775	1.308	1.3105	1.6250	.0630	John Deere
223-3596	1.3765	1.4995	1.5005	1.5700	.1235	John Deere
223-3622	1.3580	1.6005	1.6010	.7550	.1225	Detroit Diesel
223-3633	1.5175	1.8125	1.8130	1.5100	.0950	John Deere

## NUMERICAL LIST — VALVES

Part No.	Head Diameter	Overall Length	Stem Diameter	Seat Angle	Intake/ Exhaust	Application
211-1153	1.985	7.805	.497	45°	Exh.	John Deere
211-1283	1.588	6.440	.342	30°	Exh.	Detroit Diesel
211-1519	1.562	6.330	.309	45°	Both	Wisconsin
211-1700	1.620	4.775	.373	45°	Int.	Chrys Ind
211-1701	1.360	4.800	.372	45°	Exh.	Chrys Ind
211-1750	1.687	4.775	.342	30°	Int.	John Deere
211-1751	1.375	4.780	.342	45°	Exh.	John Deere
211-1771	1.375	4.680	.342	45°	Exh.	John Deere
211-1782	1.808	5.735	.372	30°	Int.	John Deere
211-1783	1.554	5.740	.372	45°	Exh.	John Deere
211-1867	1.500	5.731	.372	45°	Exh.	John Deere
211-1868	1.688	5.700	.372	45°	Int.	John Deere
211-1869	1.588	6.260	.372	45°	Exh.	John Deere
211-1870	1.780	6.260	.372	45°	Int.	John Deere
211-1940	1.772	5.312	.372	45°	Int.	John Deere
211-1943	1.457	5.322	.372	45°	Exh.	John Deere
211-1983	1.715	6.230	.372	45°	Exh.	John Deere
211-1992	1.902	6.245	.372	45°	Int.	John Deere
211-2462	1.185	5.538	.310	30°	Exh.	Detroit Diesel
211-2484	1.715	6.192	.372	30°	Int.	John Deere
211-2485	1.715	6.231	.372	30°	Exh.	John Deere
211-2502	1.902	6.148	.372	45°	Int.	John Deere
211-2503	1.720	6.138	.372	45°	Exh.	John Deere
211-2625	1.875	6.665	.434	30°	Exh.	John Deere
211-2626	2.031	6.650	.434	20°	Int.	John Deere
211-2636	1.750	6.133	.372	30°	Int.	John Deere
211-2638	1.875	6.716	.434	45°	Exh.	John Deere
211-2649	1.822	5.170	.372	30°	Int.	John Deere
211-3335	2.031	6.732	.434	30°	Int.	John Deere
211-3346	1.835	5.278	.310	30°	Int.	John Deere
211-4085	1.673	5.254	.309	30°	Exh.	John Deere
211-4168	1.772	5.157	.372	45°	Int.	John Deere
211-4169	1.575	5.157	.372	45°	Exh.	John Deere

## NUMERICAL LIST — VALVE GUIDES

Part No.	I.D.	O.D.	Length	Type	Intake/ Exhaust	Application
217-3182	.375	.502	2.500	Plain	Both	Chrys Ind
217-3600	.439	.877	3.875	Stepped	Both	John Deere
217-3644	.500	.878	4.750	Stepped	Both	John Deere
217-3680	.346	.564	3.250	Plain	Exh.	Detroit Diesel
217-3697	.312	.532	2.094	Stepped	Both	Hercules
217-3832	.313	.500	2.500	Plain	Exh.	Detroit Diesel
217-3858	.375	.690	3.344	Stepped	Both	John Deere
217-3859	.375	.690	2.844	Stepped	Both	John Deere
217-3860	.344	.627	2.375	Stepped	Both	John Deere
217-3896	.344	.627	2.875	Stepped	Both	John Deere
217-3897	.375	.625	2.938	Stepped	Both	John Deere
217-3898	.375	.625	3.313	Plain	Both	John Deere
217-3908	.313	.439	2.500	Plain	Both	Wisconsin
217-3946	.313	.500	2.375	Plain	Exh.	Detroit Diesel
217-4071	.375	.564	2.750	Plain	Both	John Deere
217-4072	.437	.783	3.188	Plain	Both	John Deere

## NUMERICAL LIST — VALVE SPRINGS

Part No.	Free Length	O.D.	Comp. To	Max. (lbs.)	Min (lbs.)	Intake / Exhaust	Application
212-1019	2.359	1.135	2.125	52	58	Exh.	Detroit Diesel
212-1057	2.625	1.097	1.920	48	52	Both	Hercules
212-1071	2.000	1.404	1.687	78	88	Both	Chrys Ind
212-1079	1.950	0.859	1.800	22	26	Exh.	Detroit Diesel
212-1096	2.625	1.296	2.000	39	45	Both	John Deere
212-1111	2.156	1.250	1.812	30	44	Both	John Deere
212-1112	2.125	1.375	1.812	52	64	Both	John Deere
212-1114	2.125	1.125	1.656	52	57	Both	John Deere
212-1121	1.950	0.941	1.816	30	38	Exh.	Detroit Diesel

## NUMERICAL LIST — VALVE KEEPERS

Part No.	Type	No. Of Pieces	Application
216-5080	2G	8	John Deere, Chrys Ind
216-5081	2G	12	John Deere
216-5117	1G	12	Detroit Diesel
216-5118	1G	12	Detroit Diesel
216-5123	2G	12	Hercules
216-5144	2G	16	John Deere
216-5145	2G	16	John Deere
216-5146	1G	12	John Deere
216-5177	4G	16	Chrys Ind
216-5117A	S1G	16	Detroit Diesel
216-5233	S2G	4	John Deere
216-5234	S1G	8	Detroit Diesel

## NUMERICAL LIST — VALVE SEATS

Part No.	Center Bore Dia.	I.D.	Depth	Tapered	Application
218-4507	1.630	1.375	0.219	No	John Deere
218-7373	1.258	0.975	0.250	Yes	Detroit Diesel
218-7439	1.437	1.187	0.218	No	John Deere
218-7445	1.500	1.187	0.250	No	John Deere
218-7463	1.500	1.250	0.218	No	Chrys Ind, Hercules
218-7481	1.625	1.250	0.250	No	John Deere
218-7497	1.562	1.312	0.250	No	John Deere
218-7521	1.625	1.345	0.250	Yes	Detroit Diesel
218-7535	1.625	1.375	0.218	No	John Deere
218-7535.005	1.630	1.375	0.218	No	John Deere
218-7535.010	1.635	1.375	0.218	No	John Deere
218-7543	1.687	1.375	0.250	No	John Deere
218-7577	1.675	1.446	0.314	No	John Deere
218-7581	1.687	1.437	0.250	No	John Deere
218-7587	1.750	1.437	0.250	No	Hercules
218-7595	1.812	1.437	0.250	No	John Deere
218-7617	1.750	1.500	0.218	No	John Deere
218-7619	1.750	1.500	0.250	No	John Deere, Chrys Ind, Hercules
218-7623	1.812	1.500	0.250	No	John Deere
218-7627	1.812	1.500	0.312	No	John Deere
218-7631	1.875	1.500	0.250	No	John Deere
218-7651	1.812	1.562	0.250	No	John Deere
218-7669	1.937	1.563	0.250	No	John Deere
218-7687	1.875	1.610	0.250	No	John Deere
218-7729	1.937	1.688	0.250	No	John Deere

## NUMERICAL LIST — CONNECTING ROD BEARINGS

Part No.	Diameter of Shaft	Housing Bore	Oil Clearance	Max. Wall Thickness At Crown	Overall Length	Application
CB-1214AL Std., .002, .010, .020, .030, .040	2.1865 2.1875	2.3125 2.3130	0.0004 0.0029	0.0623	0.7200	Chrys Ind
CB-1225AL Std., .010, .020, .030	3.4980 3.4990	3.6915 3.6925	0.0018 0.0048	0.0956	1.4450	John Deere
CB-1231AL Std., .010, .020, .030	3.0630 3.0640	3.2550 3.2560	0.0015 0.0045	0.0950	1.0480	John Deere
CB-1265P Std., .010, .020, .030, .040	2.4990 2.5000	2.7515 2.7525	0.0020 0.0050	0.1250	1.3200	Detroit Diesel
CB-1267P Std., .010, .020, .030	2.9980 2.9999	3.1910 3.1920	0.0015 0.0045	0.0955	1.3900	John Deere
CB-1356P Std., .25mm, .50mm	3.4980 3.4990	3.6915 3.6925	0.0018 0.0049	0.0953	1.4450	John Deere
CB-1596P Std., .010, .020, .030, .040	2.7490 2.7500	3.0620 3.0630	0.0019 0.0049	0.1553	1.8800	Detroit Diesel
CB-340P Std., .010, .020, .030, .040	1.9870 1.9880	2.1345 2.1350	0.0010 0.0035	0.0730	1.1640	Hercules
CB-341P Std., .010, .020	1.9870 1.9880	2.1345 2.1350	0.0010 0.0035	0.0730	1.0280	Hercules
CB-436B Std., .010, .020, .030	2.4980 2.4990	2.6500 2.6510	0.0015 0.0041	0.0750	1.3390	John Deere
CB-468P Std., .020	2.9985 3.0000	3.1500 3.1510	0.0015 0.0046	0.0745	1.8500	John Deere
CB-469P Std.	2.7845 2.7500	2.9000 2.9901	0.0013 0.0048	0.0746	1.4850	John Deere
CB-606G Std., .001, .010, .020, .030, .040, .060	2.1865 2.1875	2.3125 2.3130	0.0007 0.0028	0.0624	0.9900	Chrys Ind
CB-637P Std., .010, .020, .030	2.3085 2.3095	2.4365 2.4375	0.0010 0.0045	0.0630	1.2190	John Deere
CB-643P Std., .010	3.3735 3.3750	3.5665 3.5675	0.0016 0.0051	0.0952	2.1100	John Deere
CB-644P Std., .010, .020	3.7480 3.7490	4.0020 4.0030	0.0025 0.0055	0.1255	1.8800	John Deere
CB-663P Std., .001, .002, .010, .020 .030, .040, C060	2.0990 2.1000	2.2247 2.2252	0.0012 0.0037	0.0620	0.8420	GM
CB-669P Std., .002 .010, .020, .030	2.9980 2.9990	3.1910 3.1920	0.0015 0.0045	0.0955	1.3900	John Deere
CB-759AL Std., .010, .020, .030	2.7480 2.7490	2.9000 2.9010	0.0015 0.0045	0.0750	1.1860	John Deere
CB-995M Std., .010, .020	2.1250 2.1260	2.2495 2.2500	0.0016 0.0037	0.0612	1.0520	Wisconsin

## NUMERICAL LIST — MAIN BEARING SETS

Part No.	Contents	Position	Application
MB-1897P Std., .010, .020, .030	MB1897P	1-2-3	Detroit Diesel
MS-1419AL Std., .010, .020, .030	3-MB-2731AL 1-MB-2732AL(F)	1-2-4 3	Chrys Ind
MS-1459AL Std., .010, .020, .030	6-MB-2454AL 1-MB-2455AL(F)	1-2-3-4-5-6 7	John Deere
MS-1526P Std., .010, .020	2-MB-2858P 1-MB-2859P	1-3 2	John Deere
MS-1527P Std., .010, .020, .030	4-MB-2858P 1-MB-2859P	1-2-4-5 3	John Deere
MS-1528P Std., .010, .020, .030	3-MB-2858P 1-MB-2859P	1-2-4 3	John Deere
MS-1529P Std., .010, .020, .030	6-MB-2858P 1-MB-2859P	1-2-3-4-6-7 5	John Deere
MS-1624P Std., .25mm	6-MB-2974P 1-MB-2975P	1-2-3-4-6-7 5	John Deere
MS-271P Std., .010, .020, .030, .040	7-MB-1276P 1-MB-2524W	1-2-3-4-5-6-7 7	Detroit Diesel
MS-319P Std., .010, .020	1-MB-1581P 1-MB-1582P(F)	1 2	John Deere
MS-517P Std., .010, .020, .030	1-MB-1999P 2-MB-2001P 1-MB-2000P(F)	1 2-4 3	Chrys Ind
MS-617P Std., .010, .020, .030, .040	6-MB-3135P 1-MB-2588P(F)	1-2-3-4-5-6 7	GM
MS-836P Std., .010, .020	2-MB-2415P 1-MB-2416P(F)	1-3 2	John Deere
MS-837P Std., .010, .020,	4-MB-2415P 1-MB-2416P(F)	1-2-4-5 3	John Deere
MS-838P Std., .010, .020,	3-MB-2415P 1-MB-2416P(F)	1-2-4 3	John Deere
MS-839P Std., .010, .020	6-MB-2415P 1-MB-2516P(F)	1-2-3-4-6-7 5	John Deere
MS-873AL Std., .010, .020, .030	2-MB-2454AL 1-MB-2455AL(F)	1-2 3	John Deere
MS-874AL Std., .010, .020, .030	3-MB-2454AL 1-MB-2455AL(F)	1-2-3 4	John Deere
MS-875AL Std., .010, .020, .030	4-MB-2454AL 1-MB-2455AL(F)	1-2-3-4 5	John Deere

## NUMERICAL LIST — MAIN BEARINGS

Part No.	Diameter of Shaft	Housing Bore	Clearance	Thickness At Crown	Length	Application
MB-1276P Std., .010, .020, .030, .040	3.4990 3.5000	3.8120 3.8130	0.0017 0.0047	0.1553	1.1930	Detroit Diesel
MB-1581P Std., .020	2.3970 2.3980	2.5700 2.5710	0.0013 0.0039	0.0855	2.0050	John Deere
MB-1582P(F) Std., .020	2.3970 2.3980	2.5700 2.5710	0.0013 0.0039	0.0855	2.0050	John Deere
MB-1897P Std., .010, .020, .030	2.9990 2.3000	3.2510 3.2520	0.0013 0.0039	0.1250	1.1850	Detroit Diesel
MB-1999P Std., .010, .020, .030	2.7495 2.7505	2.9425 2.9430	0.0005 0.0026	0.0959	1.0390	Chrys Ind
MB-2000P(F) Std., .010, .020, .030	2.7495 2.7505	2.9425 2.9430	0.0005 0.0026	0.0959	1.0390	Chrys Ind
MB-2001P Std., .010, .020, .030	2.7495 2.7505	2.9425 2.9430	0.0005 0.0026	0.0959	1.2550	Chrys Ind
MB-2415P Std., .010, .020, .030	3.3715 3.3725	3.6270 3.6280	0.0019 0.0049	0.1265	1.3900	John Deere
MB-2416P(F) Std., .010, .020	3.3715 3.3725	3.6270 3.6280	0.0019 0.0049	0.1265	1.7450	John Deere
MB-2454AL Std., .010, .020, .030	3.1230 3.1240	3.3250 3.3260	0.0019 0.0049	0.0997	1.1600	John Deere
MB-2455AL(F) Std., .010, .020, .030	3.1230 3.1240	3.3250 3.3260	0.0019 0.0049	0.0997	1.5300	John Deere
MB-2522W Std.	3.3308 3.3480	4.2700 4.2800	Thrust Washer	N/A	0.1220	Detroit Diesel
MB-2524W Std., .010, .020, .030, .040	3.8430 3.8435	4.6250 4.6350	Thrust Washer	N/A	0.1220	Detroit Diesel
MB-2588P(F) Std., .010, .020, .030, .040	2.2983 2.2993	2.4906 2.4916	0.0006 0.0036	0.0955	1.0090	GM
MB-2731AL Std., .010, .020, .030	2.7495 2.7505	2.9425 2.9430	0.0005 0.0026	0.0959	0.8820	Chrys Ind
MB-2732AL(F) Std., .010, .020, .030	2.7495 2.7505	2.9425 2.9430	0.0005 0.0026	0.0959	1.1080	Chrys Ind
MB-2858P Std., .010, .020, .030	3.715 3.3725	3.6270 3.6280	0.0020 0.0050	0.1264	1.3900	John Deere
MB-2859P Std., .010, .020, .030	3.715 3.3725	3.6270 3.6280	0.0020 0.0050	0.1264	1.6780	John Deere
MB-2859W Std.	3.6330 3.6430	Thrust Washer Incl. in Main Set				John Deere
MB-2974P Std., .25mm	3.7480 3.7490	4.0020 4.0030	0.0022 0.0052	0.1254	1.4420	John Deere
MB-2975P Std., .50mm	3.7480 3.7490	4.0020 4.0030	0.0022 0.0052	0.1254	1.7710	John Deere
MB-2975W Std.	4.0080 4.0180	Thrust Washer Incl. in Main Set				John Deere
MB-3135P Std., .010, .020, .030, .040	2.2983 2.2993	2.4906 2.4916	0.0006 0.0036	0.0955	0.8070	GM

## NUMERICAL LIST — THRUST WASHER SETS

Part No.	Contents	Application
TW-411S	(4) MB-2522W	Detroit Diesel
TW-412S	(4) MB-2524W	Detroit Diesel
SH-477WS	(4) SH-477W	Detroit Diesel

## NUMERICAL LIST — CAMSHAFT BEARING SETS\*

Part No.	Set Contents	Position	Dia. Of Journal	Oil Clearance	Max. Wall	Brg. O.D. or Housing Bore	Max. Length	Application
SH-1115S	1-SH-1115	1	1.9980 / 1.9990	0.0025 / 0.0065	0.0640	2.1295 / 2.1305	0.7900	Chrys Ind
	1-SH-1116	2	1.9820 / 1.9830	0.0025 / 0.0065	0.0640	2.1135 / 2.1145	0.6300	
	1-SH-1117	3	1.9670 / 1.9680	0.0025 / 0.0065	0.0640	2.0985 / 2.0995	0.6300	
	1-SH-425	4	1.9510 / 1.9520	0.0005 / 0.0045	0.0645	2.0825 / 2.0835	0.7600	
SH-198S	2-SH-197	1-4	2.0530 / 2.0540	0.0005 / 0.0040	0.0668	2.1870 / 2.1880	1.1350	Hercules
	2-SH-198	2-3	2.0530 / 2.0540	0.0005 / 0.0040	0.0660	2.1870 / 2.1880	0.8230	
SH-322S	2-SH-322	1-4	1.7490 / 1.7500	0.0005 / 0.0040	0.0617	1.8750 / 1.8755	1.0340	Hercules
	2-SH-323	2-3	1.7490 / 1.7500	0.0020 / 0.0050	0.0617	1.8750 / 1.8755	0.5650	
SH-399S	2-SH-399	1-4	1.8682 / 1.8692	0.0005 / 0.0050	0.0697	2.0090 / 2.0110	0.8700	GM
	2-SH-400	2-3	1.8682 / 1.8692	0.0005 / 0.0050	0.0647	1.9990 / 2.0010	0.8700	
SH-477WS	4-SH-477W		1.6910	Thrust Washer		2.1563	0.1220	Detroit Diesel
SH-500S	1-SH-500	1	1.8095 / 1.8105	0.0010 / 0.0050	0.0580	1.9275 / 1.9285	1.2910	John Deere
	2-SH-501	2-3	1.8095 / 1.8105	0.0010 / 0.0050	0.0580	1.9275 / 1.9285	0.9480	
SH-501S	1-SH-500	1	1.8095 / 1.8105	0.0010 / 0.0050	0.0580	1.9275 / 1.9285	1.2910	John Deere
	3-SH-501	2-3-4	1.8095 / 1.8105	0.0010 / 0.0050	0.0580	1.9275 / 1.9285	0.9480	
SH-531S	1-SH-531	1	1.8095 / 1.8105	0.0010 / 0.0050	0.0580	1.9275 / 1.9285	1.6050	John Deere
	1-SH-532	2	1.8095 / 1.8105	0.0010 / 0.0050	0.0580	1.9275 / 1.9285	1.2270	
SH-698S	2-SH-686	1-3	2.1820 / 2.1825	0.0039 / 0.0065	0.0943	2.3750 / 2.3760	1.5100	Detroit Diesel
	1-SH-687	2	2.1820 / 2.1825	0.0040 / 0.0065	0.0893	2.3650 / 2.3660	1.5100	
SH-718S	4-SH-400	1-2-3-4	1.8682 / 1.8692	0.0005 / 0.0050	0.0647	1.9990 / 2.0010	0.8700	GM
SH-785S	4-SH-786	1-2-3-4	2.3745 / 2.3755	0.0020 / 0.0060	0.0610	2.4995 / 2.5005	1.0160	John Deere
SH-786S	3-SH-786	1-2-3	2.3745 / 2.3755	0.0020 / 0.0060	0.0610	2.4995 / 2.5005	1.0160	John Deere
SH-874S	1-SH-874	1	1.9980 / 1.9990	0.0025 / 0.0065	0.0640	2.1295 / 2.1305	0.9300	Chrys Ind
	1-SH-403	2	1.9820 / 1.9830	0.0005 / 0.0045	0.0645	2.1135 / 2.1145	0.7600	
	1-SH-424	3	1.9670 / 1.9680	0.0005 / 0.0045	0.0645	2.0985 / 2.0995	0.7600	
	1-SH-425	4	1.9510 / 1.9520	0.0005 / 0.0045	0.0645	2.0825 / 2.0835	0.7600	

\*Available in standard only.



## NUMERICAL LIST — CAMSHAFT BEARINGS

Part No.	Application	In Sets
SH-197	Hercules	SH-198S
SH-198	Hercules	SH-198S
SH-322	Hercules	SH-322S
SH-323	Hercules	SH-322S
SH-399	GM	SH-399S
SH-400	GM	SH-399S
SH-403	Chrys Ind	SH-874S
SH-424	Chrys Ind	SH-874S
SH-425	Chrys Ind	SH-874S, SH-1115S
SH-468	Detroit Diesel	N/A
SH-477W	Detroit Diesel	SH-477WS
SH-500	John Deere	SH-500S
SH-501	John Deere	SH-501S
SH-525	Detroit Diesel	N/A
SH-531	John Deere	SH-531S
SH-532	John Deere	SH-531S
SH-686	Detroit Diesel	SH-698S
SH-687	Detroit Diesel	SH-698S
SH-785	John Deere	SH-785S
SH-786	John Deere	SH-786S
SH-874	Chrys Ind	SH-874S
SH-1115	Chrys Ind	SH-1115S
SH-1116	Chrys Ind	SH-1115S
SH-1117	Chrys Ind	SH-1115S
SH-2011	John Deere	N/A

## REBORE KITS — PISTON CLEARANCE CHART

Part No.	Standard Bore	Min. Skirt Clearance	Piston	Rings	Application
224-2994.045	4.000	.0035	224-3198.045	S4972.040	John Deere
224-2995.045	4.250	.0045	224-1444.045	S40649.040	John Deere
224-3024.045	4.687	.0060	224-3021.045	S70438.045	John Deere
224-3024.090	4.687	.0060	224-3021.090	S70438.090	John Deere

## PISTON SKIRT CLEARANCE

Part No.	Nominal Bore	Min. Skirt Clearance	Head Type	Valve Relief	Material
224-1397	3.400	.0015	Flat		Aluminum
224-1549	3.625	.0025	Flat		Aluminum
224-1680	4.250	.0052	Cup .463 X 3.5		Aluminum
224-2024	4.015	.0026	Cup .839 X 2.117		Aluminum
224-2025	4.017	.005	Cup .647 X 2.32		Aluminum
224-2026	3.859	.002	Cup .360 X 3.00		Aluminum
224-2140	4.250	.004	Cup .920 X 2.400	2	Aluminum
224-2168	4.562	.0045	Cup .807 X 2.705	2	Aluminum
224-2169	4.562	.004	Cup .866 X 2.500		Aluminum
224-2186	4.190	.0027	Cup .890 X 2.37		Aluminum
224-2236	4.560	.0022	Cup .820 X 2.700	2	Aluminum
224-2239	4.560	.0040	Cup .770 X 2.700	2	Aluminum
224-2243	4.750	.0066	Cup .956 X 2.500	2	Aluminum
224-2245	4.750	.0065	Cup 1.020 X 2.495	2	Aluminum
224-2256	5.125	.0059	Cup .824 X 3.000	2	Aluminum
224-2257	5.125	.0060	Cup .860 X 3.000	2	Aluminum
224-2469	4.250	.0071	Cup .465 X 3.3444		Cast Iron
224-2485	4.250	.0049	Cup .442 X 3.50		Cast Iron
224-2739	4.250	.0035	Cup .738 X 2.500		Aluminum
224-2790	4.190	.0033	Cup .740 X 2.300		Aluminum
224-2791	4.190	.0033	Cup .740 X 2.300		Aluminum
224-3013	3.859	.0035	Cup .654 X 2.32		Aluminum
224-3021.045	3.920	.0060	N/A		Aluminum
224-3021.090	3.965	.0060	N/A		Aluminum
224-3198.045	4.045	.0040	N/A		Aluminum
224-3257	4.250	.0040	Cup .585 X 2.838		Aluminum
224-3277	4.563	.0045	N/A		Aluminum
224-3282	3.875	.0047	Cup .421 X 3.0875		Cast Iron

## PROGRESSIVE SIZE CHART - SLEEVES

Bore	Flange		Sleeve O.D. at			Length	Firewall	O-Rings	Application	No. Cyl	Part No.
	O.D.	Width	Pilot	Barrel	Seal						
3.8600	4.841	.238	4.528	4.440	4.236	7.720	.030	223-7163	John Deere	3-4-6	226-4528
3.8600	4.676	.238	4.529	4.450	4.237	7.720	.030	223-7164	John Deere	3-4-6	226-4529
4.0000	5.062	.253	4.814	4.620	4.502	8.000	.040	223-7168	John Deere	4-6	226-4184
4.0200	4.920	.238	4.685	4.637	4.371	7.720	.028	223-7156	John Deere	3-4-6	226-4446
4.1900	4.957	.238	4.750	4.725	4.555	8.580	.032	223-7199	John Deere	4	226-4472
4.1900	4.956	.237	4.750	4.725	4.555	7.752	.032	223-7199	John Deere	3-4-6	226-4489
4.2500	4.771	.251	N/A	4.626	N/A	11.120	No		Detroit Diesel	2-3-4-6	226-4220
4.2500	5.125	.253	4.876	4.810	4.628	7.990	.040	223-7136	John Deere	4	226-4411
4.2500	5.125	.253	4.876	4.812	4.628	9.125	.040	223-7136	John Deere	4-6	226-4413
4.2500	4.782	.253	4.518	4.468	4.486	9.844	.048	223-7140	Detroit Diesel	2-3-4	226-4415
4.2500	5.176	.251	4.919	4.840	4.626	9.125	.024	223-7199	John Deere	4-6	226-4416
4.2500	4.771	.251	N/A	4.626	N/A	11.125	No		Detroit Diesel	4-6-8	226-4466
4.5600	5.317	.323	5.083	5.045	4.925	9.110	.047	223-7202	John Deere	6	226-4473
4.7500	5.726	.375	5.502	5.458	5.436	9.800	.030	223-7180	John Deere	6	226-4480
4.7500	5.743	.252	5.486	5.412	5.171	9.750	.048	223-7198	John Deere	6	226-4520
5.1250	5.967	.375	5.741	5.700	5.529	9.800	.030	223-7182	John Deere	6	226-4481
5.1250	5.967	.375	5.742	5.700	5.528	9.800	.040	223-7182	John Deere	6	226-4482

## PROGRESSIVE SIZE CHART - PISTONS

Bore	Head Config	Valve Relief	Length	Comp. Dist.	Rings		Pin	Pin O.D.	Application	No. Cyl	Part No.
					Comp.	Oil					
3.400	F		3.490	1.740	2-5/64	1-3/16	N/A	0.9012	Chrys Ind	2	224-1397
3.860	C .360 X 3.00		4.000	2.254	2-3/32	1-.197	N/A	1.1878	John Deere	4-6	224-2026
3.875	C .421 X 3.0875		5.421	3.152	1-.082, 3-3/32	2-1/16	N/A	1.5000	Detroit Diesel	2	224-3282
4.020	C .647 X 2.32		4.062	2.254	1-.125, 1-3/32	1-5.0mm	N/A	1.1877	John Deere	3-4-6	224-2025
4.020	C .839 X 2.117		4.380	2.609	1-.125, 1-3/32	1-5.0mm	N/A	1.3750	John Deere	3-4	224-2024
4.045			4.130	2.245	3-3/32	1-1/4	N/A	1.0000	John Deere	2	224-3198.045
4.125	C .465 X 3.3444		6.000	3.515	4-1/8	2-3/16	N/A	1.5000	Detroit Diesel	6	224-2469
4.125	C .442 X 3.500		6.030	3.545	4-.084	2-3/16	N/A	1.5000	Detroit Diesel	6	224-2485
4.560	C .866 X 2.500		4.930	2.778	1-5/32, 1-3/32	1-3/16	N/A	1.6251	John Deere	6	224-2169
4.560	C .807 X 2.705	2	4.920	2.766	2-5/32	1-3/16	N/A	1.8742	John Deere	6	224-2168
4.563			4.920	2.770	2-5/32	1-3/16	N/A	1.8740	John Deere	8	224-3277
4.687			6.625	4.250	4-3/16	1-5/16	223-1837	1.2495	John Deere	6	224-3021.045
4.687			6.625	4.250	4-3/16	1-5/16	223-1837	1.2495	John Deere	6	224-3021.090
3.625	F		4.000	2.250	3-3/32	1-3/16	N/A	1.1878	John Deere	4-6	224-1549
3.859	C .654 X 2.32		3.906	2.255	2-3/32	1-.197	N/A	1.1879	John Deere	3-4	224-3013
4.190	C .740 X 2.300		4.410	2.609	1-1/8, 1-3/32	1-9/64	N/A	1.3750	John Deere	3-4-6	224-2791
4.190	C .890 X 2.37		4.900	2.820	1-1/8, 1-3/32	1-9/64	N/A	1.6250	John Deere	4-6	224-2186
4.190	C .740 X 2.300		4.410	2.609	1-1/8, 1-3/32	1-9/64	N/A	1.6250	John Deere	3-4-6	224-2790
4.250	C .463 X 3.5		4.625	2.652	3-3/32	1-.250	N/A	1.2500	John Deere	4-6	224-1680
4.250	C .920 X 2.400	2	4.890	2.749	2-5/32	1-3/16	N/A	1.6251	John Deere	6	224-2140
4.250	C .738 X 2.500		4.910	2.760	1-1/8	1-3/16	N/A	1.4999	John Deere	6	224-2739
4.250	C .585 X 2.838		4.890	2.759	1-1/8, 1-3/32	1-1/4	N/A	1.4999	John Deere	4-6	224-3257
4.560	C .820 X 2.700	2	4.920	2.770	2-5/32	1-3/16	N/A	1.8742	John Deere	6	224-2236
4.560	C .770 X 2.700	2	4.920	2.770	2-5/32	1-3/16	N/A	1.8742	John Deere	6	224-2239
4.750	C .956 X 2.500	2	5.560	3.250	2-5/32	1-3/16	N/A	1.8745	John Deere	6	224-2243
4.750	C 1.020 X 2.495	2	5.560	3.250	2-5/32	1-3/16	N/A	1.8742	John Deere	6	224-2245
5.125	C .824 X 3.000	2	5.560	3.250	2-5/32	1-3/16	N/A	1.9992	John Deere	6	224-2256
5.125	C .860 X 3.000	2	5.560	3.250	2-5/32	1-3/16	N/A	1.9992	John Deere	6	224-2257

Head Config Legend: C = Cup, F = Flat

# JOHN DEERE INTERCHANGE

Clevite No.	John Deere No.	Clevite No.	John Deere No.	Clevite No.	John Deere No.
<b>SLEEVE ASSEMBLIES</b>		224-2025	RE53265	FS1739	RE527281
226-1388	AR52548	224-2026	T24891	FS1866X	RE526701
226-1471	AR45964,R33197, AR40155	224-2186	AR96389	FS3022	RE526774
226-1499	R42366	224-2790	RE22678 (incl. rings)	FS3023	RE526902
226-1523	AR71590	224-3013	T13057	FS3049	RE526777
226-1524	AR71590	224-3198.045	M1839T	FS3126	RE526888
226-1525	T24891,AR70633, AR51902	224-3257	AR46264 (incl. rings)	FS3238	RE524225
226-1526	T23481,AR70633, AR51902	<b>RINGS</b>		FS3243VX	RE524744
226-1527	AR71591	S40243	AB4958R	FS3286VC	RE524225,RE524327, RE524521
226-1540	AR71593	S40244	AA4923R	FS3286VX	RE524520
226-1581	RE69393	S40244.045	AA4923R(.045")	<b>HEAD SET</b>	
226-1583	AR71593	S40244.090	AA4923R(.090")	HS1699S	RE524328,RE524329
226-1584	AR78041	S40360	AT14706	HS1866	RE527354
226-1629	AR63272	S40369	AT14700	HS3022	RE526222
226-1657	RE60288	S40369.020	AT14700(.020")	HS3023	RE526781
226-1665	RE19831	S40371	AR27851	HS3126	RE526888
226-1668	RE60290	S40649	AM3039T	HS3126	RE526888
226-1669	RE19832	S40649.040	AM3039T(.040")	HS3132	RE524061
226-1704	RE60284	S40658	AT14695	HS3134	RE526582
226-1706	RE60282	S40659	AT17693	HS3167	AT10843T,AT554T
226-1708	AR53226,R48350	S40726	AR70633	HS3214VC	RE524096
226-1709	AR53226,R48350	S40766	AR27852,AR39860	HS3214VW	RE524098
226-1713	RE19833	S40920	AR41295	HS3217VY	RE524090
226-1716	RE20291	S40938	AR55630	HS3238	RE524226
226-1719	RE40476	S41071	AR55759	HS3243VX	RE38553
226-1779	RE23173	S41138	AR65502	HS3243VY	RE524320
226-1781	RE23165	S41140	AR51741	HS3286VC	RE524322
226-1783	AR84089	S41260	AR55760	HS3286VX	RE525002
226-1819	RE23160	S41319	RE48380	HS3292	RE524094
226-1827	RE30250	S41320	AR87753	HS3356W	AR79920
226-1828	RE22678	S41400	AR82355	HS3506	RE40428
226-1858	RE23165	S41417	AR53226	HS3506W	AR79920
226-1902	RE60294	S41679	RE507852	HS3800	RE524746
<b>REBORE KITS</b>		S41784	RE57517	HS3800W	AR71998
224-2994.045	M1839T,AM1625T	S4535	AT14702	HS3801	RE527283
224-2995.045	AR34394	S4535.040	AT14702(.040")	HS3801W	RE526667
224-3024.045	AB4959R	S4972	AM1625T	HS3846	RE524100
<b>CYLINDER SLEEVES</b>		S4972.040	AM1625T(.040")	HS3849Y	RE524429
226-4184	R26118,AR40154	S5667	AB3725R	HS3849Z	RE524101
226-4411	R33197R,AR40155	S70438.045	AB4040R	HS3850	RE524092
226-4413	AR32195,R32050	S70438.090	AB4039R(.090")	HS3862	RE524101
226-4416	AR70645	S70439	AM708T	HS3887	RE524110
226-4446	R116463,T32343	S7626	AA2047R	HS3898	RE524409
226-4472	RE500024	S7626.045	AA3428R	HS3900	RE526668
226-4480	R48350 w/o Seal	S7693	AF2376R	HS3900X	RE38565
226-4489	R11357 w/o Seal	S7693.040	AF2377R	HS3901	RE527283
226-4520	R42366 w/o Seal	S7693.090	AF2376R(.090")	HS3901W	RE527283
226-4528	AR71617,T32340	<b>ROD BUSHINGS</b>		HS3903	RE524373
226-4529	AR51902	223-3489	A2343R	<b>HEAD GASKET</b>	
<b>PISTONS</b>		223-3520	T526T	1866	R521448
224-1549	T12382	223-3522	R30939	3506	R97356
224-1680	AR45964 (incl. rings)	223-3561	RE63913	3849	R520534
224-2024	AR77762	223-3633	R42173	3901	R114157
		<b>FULL SETS</b>		4874	R125863
		FS1699S	RE524329	4875	R97356,R98460
		FS1738S	RE524332	4901	RE47336

# JOHN DEERE INTERCHANGE

Clevite No.	John Deere No.	Clevite No.	John Deere No.	Clevite No.	John Deere No.
1699S	R520678	211-1750	T12356	229-2180	AR100386
1738S	R520648	211-1751	T12357	229-2180	AR69270
<b>CONVERSION SETS</b>		211-1782	M100T	229-2180	AR74144
CS3800	AR71998,AT24968	211-1783	M101T	229-2180	RE15727
CS3846Y	RE524099,RE524102	211-1867	R42420	229-2265	AR32731, AR32732
<b>PAN SETS</b>		211-1868	R26109	229-2407	R82820
OS20552	RE524085	211-1869	R26123	229-2408	R82821
OS20553	R520584	211-1870	R26124	<b>CAM FOLLOWER</b>	
OS20762	M85T	211-1940	T25466	213-1744	T20073
OS20766	T15025	211-1943	T25467	213-1781	R52773
OS20767	R98835	211-1983	R44175	<b>CRANKSHAFT</b>	
OS20841	R119359	211-1992	R44174	247-5056	RE46896
OS21580	RE524084	211-2484	R50358	247-5057	RE48748
OS21788	R97344	211-2485	R50357	247-5107	RE53422
OS32159	R97342,R119360	211-2502	R43883	247-5108	RE65224
<b>VALVE COVER GASKETS</b>		211-2503	R43679	247-5123	RE53422
VS29696	R75728	211-2625	R63982	247-5137	RE63292
VS37083	M3066T	211-2626	R75690	247-5144	RE46896
VS37549	M230T	211-2636	R43914	247-5154	RE48748
VS38116	T12618	211-2638	R90601	247-5155	RE54883
VS38120	R49865	211-2649	R83071	247-5156	RE54883
VS38126	R73521	211-3335	R90602	247-5158	RE71439
VS39567	T586T	211-3346	R98062	247-5159	AR40485
<b>TIMING COVER SEAL</b>		211-4085	R90692	247-5160	AR40485
46489	AR67942	211-4168	R79623	247-5161	AR26428
47407	AR49025	211-4169	R79624	247-5163	RE63293
62290	AL2653T	<b>VALVES GUIDES</b>		247-5164	RE63293
46328SF	AT344T	217-3644	A2467R	247-5166	RE63293
SS46489	AR67942	217-3858	M40T	247-5167	AR92533
SS47407	AR49025	217-3859	M3036T	247-5213	RE504638
<b>REAR MAIN SEAL</b>		217-3860	T556T	247-5214	RE515785
46757	AT14199	217-3896	T15683	<b>ROD BOLTS</b>	
46829	RE520036	217-3897	R28653	216-7129	R66452
48367	RE44574	217-3898	R28654	216-7130	R66453
62700	R44574	217-4071	R28654	216-7131	R74194
63392	AT59184	217-4072	R53192	216-7132	R74195
JV1627	AH82436	217-3600	B1927R	216-7133	R80033
SS46829	RE520036	<b>VALVES SPRINGS</b>		<b>CONNECTING ROD BEARINGS</b>	
SS48172	RE520036	212-1096	M102T	CB-1225AL	AR53020
SS48173	RE13310	212-1111	R26110	CB-1225AL10	AR57208
SS62700	RE44574	212-1112	R26125	CB-1225AL20	AR57209
<b>VALVE STEM SEAL</b>		212-1114	T555T	CB-1225AL30	AR57210
216-1163	R27976	<b>VALVE KEEPERS</b>		CB-1231AL	AR97517
VS-2	AT15246	216-5080	T20077	CB-1231AL10	AR97653
<b>O-RING KITS</b>		216-5081	T167T	CB-1231AL20	AR97654
223-7136	AR40155,R55453	216-5144	T20077	CB-1231AL30	AR97655
223-7156	AR71618	216-5146	R35431	CB-1267P	AR73277
223-7163	AR71617	216-5233	B1797R	CB-1267P10	AR73279
223-7164	R48637,R48638	<b>ROTATOR ASSEMBLY</b>		CB-1267P20	AR73280
223-7168	AR70645	216-2509	RE11410	CB-1267P30	AR73281
223-7182	AR72351	<b>VALVE SEATS</b>		CB-1356P	AR101271
223-7198	AR55951	218-7463	R43681	CB-1356P.25MM	AR104130
223-7199	AR65507	218-7729	R43680	CB-1356P.50MM	AR104131
223-7202	AR98850	<b>CAMSHAFT</b>		CB-436B	AM1783T
<b>VALVES</b>		229-2180	AR100384	CB-436B10	AM1783T(.010")
211-1153	A3618R	229-2180	AR100385	CB-436B20	AM1783T(.020")

# JOHN DEERE INTERCHANGE

Clevite No.	John Deere No.	Clevite No.	John Deere No.	Clevite No.	John Deere No.
CB-436B30	AM1783T(.030")	MS-1529P30	AR74818(6),AR73274(1), AR77747(3)		
CB-468P	AA5351R(2)	MS-836P	AR49243(2),AR49242(1)		
CB-468P20	AA6089R(2)	MS-836P10	AR49245(2),AR49238(1)		
CB-469P	AB4941R	MS-836P20	AR49246(2),AR49239(1)		
CB-637P	AT10123	MS-837P	AR49243(4),AR49242(1)		
CB-637P10	AT21117	MS-837P10	AR49245(4),AR49238(1)		
CB-637P20	AT21119	MS-837P20	AR49246(4),AR49239(1)		
CB-637P30	AT10519	MS-838P	AR49243(3),AR49242(1)		
CB-643P	AA6810R,AA6810R	MS-838P10	AR49245(3),AR49238(1)		
CB-643P10	AA6810R(.010")	MS-838P20	AR49246(3),AR49239(1)		
CB-644P	AF2226R	MS-839P	AR74814(6),AR49242(1)		
CB-644P10	AF2226R(.010")	MS-839P10	AR74816(6),AR49238(1)		
CB-644P20	AF2226R(.020")	MS-839P20	AR74817(6),AR49239(1)		
CB-669P	AR45723	MS-873AL	AT21140(2),AT21139(1)		
CB-669P2	AR46396	MS-873AL10	AT21110(2),AT21132(1)		
CB-669P10	AR46395	MS-873AL20	AT21112(2),AT21134(1)		
CB-669P20	AR46397	MS-873AL30	AT21114(2),AT21136(1)		
CB-669P30	AR46398	MS-874AL	AT21140(3),AT21139(1)		
CB-759AL	AT21138(1),T20011(2)	MS-874AL10	AT21110(3),AT21132(1)		
CB-759AL10	AT21124(1),T23568(2)	MS-874AL20	AT21112(3),AT21134(1)		
CB-759AL20	AT21126(1),T23570(2)	MS-874AL30	AT21114(3),AT21136(1)		
CB-759AL30	AT21128(1),T23572(2)	MS-875AL	AT21140(5),AT21139(1)		
<b>MAIN BEARING SETS</b>		MS-875AL10	AT21110(5),AT21132(1)		
MS-1459AL	RE27352	MS-875AL20	AT21112(5),AT21134(1)		
MS-1459AL10	RE27353	MS-875AL30	AT21114(5),AT21136(1)		
MS-1459AL20	RE27360	<b>CAM BEARING SETS</b>			
MS-1459AL30	RE27368	SH-500S	T527T(1),T528T(2)		
MS-1526P	AR74814(2),AR72998(1), AR77747(3)	SH-501S	T527T(1),T528T(3)		
MS-1526P10	AR74816(2),AR73272(1), AR77747(3)	SH-785S	R46903(4)		
MS-1526P20	AR74817(2),AR73273(1), AR77747(3)	SH-786S	R46903(4)		
MS-1527P	AR74814(4),AR72998(1), AR77747(3)	<b>CAM BEARINGS</b>			
MS-1527P10	AR74816(3),AR49245(1), R62986(3)	SH-2011	R87561		
MS-1527P20	AR74817(3),AR49246(1), R62986(3)				
MS-1527P30	AR74818(4),AR73274(1), AR77747(3)				
MS-1528P	AR74814(3),AR49243(1), R62986(3)				
MS-1528P10	AR74816(3),AR49245(1), R62986(3)				
MS-1528P20	AR74817(3),AR49246(1), R62986(3)				
MS-1528P30	AR74818(3),AR49247(1), R62986(3)				
MS-1529P	AR74814(6),AR72998(1), AR77747(3)				
MS-1529P10	AR74816(6),AR73272(1), AR77747(3)				
MS-1529P20	AR74817(6),AR73273(1), AR77747(3)				



# JOHN DEERE INTERCHANGE

John Deere No.	Clevite No.	John Deere No.	Clevite No.	John Deere No.	Clevite No.
<b>SLEEVE ASSEMBLIES</b>		RE53265	224-2025	AB3725R	S5667
AR52548	226-1388	T24891	224-2026	AB2524R	S5667
AR45964, R33197,	226-1471	AR96389	224-2186	AB4040R	S70438.045
AR40155		RE22678 (incl. rings)	224-2790	AB3673R	S70438.045
R42366	226-1499	T13057	224-3013	AB4039R(.090")	S70438.090
AR71590	226-1523	M1839T	224-3198.045	AM708T	S70439
AR71590	226-1524	AR46264 (incl. rings)	224-3257	AA2047R	S7626
T24891, AR70633,	226-1525	<b>RINGS</b>		AA23148R	S7626
AR51902		AB4958R	S40243	AA3428R	S7626.045
T23481, AR70633,	226-1526	AB4246R	S40243	AA2358R	S7626.045
AR51902		AA4923R	S40244	AF2376R	S7693
AR71591	226-1527	AA4079R	S40244	AF1439R	S7693
AR71593	226-1540	AA4922R	S40244	AG398R	S7693
RE69393	226-1581	AA4923R(.045")	S40244.045	AF526R	S7693
AR71593	226-1583	AA4080R	S40244.045	AF763R	S7693
AR78041	226-1584	AA4923R(.090")	S40244.090	AF2377R	S7693.045
AR63272	226-1629	AT14706	S40360	AF1696R	S7693.045
RE60288	226-1657	AT14700	S40369	AF438R	S7693.045
RE19831	226-1665	AT14700(.020")	S40369.020	AF527R	S7693.045
RE60290	226-1668	AR27851	S40371	AF764R	S7693.045
RE19832	226-1669	AM3039T	S40649	AF2376R(.090")	S7693.090
RE60284	226-1704	AM3039T(.040")	S40649.040	<b>ROD BUSHINGS</b>	
RE60282	226-1706	AT14695	S40658	A2343R	223-3489
AR53227, R48350	226-1708	AT17693	S40659	AA2224R	223-3489
A66347, R48350	226-1709	AR70633	S40726	T526T	223-3520
RE19833	226-1713	AT18006	S40726	R30939	223-3522
RE20291	226-1716	AT18012	S40726	RE63913	223-3561
RE40476	226-1719	AR27852	S40766	T20008T	223-3561
RE23173	226-1779	AR39860	S40766	T23471T	223-3561
RE23165	226-1781	AR41295	S40920	R42173	223-3633
AR84089	226-1783	AR55630	S40938	<b>FULL SETS</b>	
RE23160	226-1819	AR55759	S41071	RE524329	FS1699S
RE30250	226-1827	AR65502	S41138	RE524332	FS1738S
RE22678	226-1828	AR51741	S41140	RE527281	FS1739
RE23165	226-1858	AR55760	S41260	RE526701	FS1866X
RE60294	226-1902	RE48380	S41319	RE526774	FS3022
<b>REBORE KITS</b>		AR73627	S41319	RE526902	FS3023
M1839T, AM1625T	224-2994.045	RE43680	S41319	RE526777	FS3049
AR34394	224-2995.045	AR48817	S41319	RE526888	FS3126
AB4959R	224-3024.045	RE48818	S41319	RE524225	FS3238
<b>CYLINDER SLEEVES</b>		AR87753	S41320	RE524744	FS3243VX
R26118, AR40154	226-4184	AR72394	S41320	AT14669T	FS3243VX
R33197R, AR40155	226-4411	AR82355	S41400	AT15774T	FS3243VX
AR32195, R32050	226-4413	AR72394	S41400	AT16569T	FS3243VX
AR70645	226-4416	AR53226	S41417	RE524225	FS3286VC
R116463, T32343	226-4446	RE507852	S41679	RE524327	FS3286VC
RE500024	226-4472	RE15674	S41679	RE524521	FS3286VC
R48350 w/o Seal	226-4480	DD11831	S41679	AT14666T	FS3286VC
R11357 w/o Seal	226-4489	RE48818	S41679	AT15772T	FS3286VC
R42366 w/o Seal	226-4520	RE66820	S41679	AT15779T	FS3286VC
AR71617, T32340	226-4528	RE57517	S41784	AT16572T	FS3286VC
AR51902	226-4529	AT14702	S4535	AT16574T	FS3286VC
<b>PISTONS</b>		AT11876	S4535	AT21150T	FS3286VC
T12382	224-1549	AT14702(.040")	S4535.040	RE524520	FS3286VX
AR45964 (incl. rings)	224-1680	AM1625T	S4972	AT14667	FS3286VX
AR77762	224-2024	AM1625T(.040")	S4972.040	AT15778	FS3286VX



# JOHN DEERE INTERCHANGE

John Deere No.	Clevite No.	John Deere No.	Clevite No.	John Deere No.	Clevite No.
AT16573	FS3286VX	RE524746	HS3800	R59447	4875
<b>HEAD SET</b>		AR53770	HS3800	T20039T	4875
RE524328, RE524329	HS1699S	AR71998	HS3800W	RE47336	4901
RE524329	HS1699S	RE527283	HS3801	RE34010	4901
AA4284R	HS1699S	RE526667	HS3801W	RE48824A	4901
RE527354	HS1866	RE524100	HS3846	48824A	4901
AM808T	HS1866	AR53627	HS3846	48824D	4901
RE526222	HS3022	RE524429	HS3849Y	R520678	1699S
AA7421R	HS3022	AR63270	HS3849Y	A2329R	1699S
RE526781	HS3023	RE524092	HS3850	R520648	1738S
AR21784R	HS3023	AR44035	HS3850	B1785	1738S
RE526888	HS3126	AR53034	HS3850	B1785R	1738S
RE524061	HS3132	RE524101	HS3862	B3089R	1738S
AB5559R	HS3132	AR56153	HS3862	<b>CONVERSION SETS</b>	
RE526582	HS3134	AR56154	HS3862	AR71998	CS3800
AA7534R	HS3134	RE524110	HS3887	AT24968	CS3800
AT10843T	HS3167	AR63940	HS3887	AR53770	CS3800
AT554T	HS3167	RE524409	HS3898	RE524099, RE524102	CS3846Y
RE524096	HS3214VC	RE526730	HS3898	RE524102	CS3846Y
AR53623	HS3214VC	RE526668	HS3900	AR53626	CS3846Y
RE524098	HS3214VW	RE38851	HS3900	AR53631	CS3846Y
AR53625	HS3214VW	RE38565	HS3900X	<b>PAN SETS</b>	
AR53032	HS3217VX	AR100423	HS3900X	RE524085	OS20552
RE524090	HS3217VY	RE527283	HS3901	AR30547	OS20552
AR53032	HS3217VY	AR71993	HS3901	R53282	OS20552
RE524226	HS3238	AR71994	HS3901	R71918	OS20552
AT15773T	HS3238	RE527283	HS3901W	53282	OS20552
AT16923T	HS3238	AR79925	HS3901W	R520583	OS20552
RE38553	HS3243VX	AR79926	HS3901W	R520584	OS20553
AT14675T	HS3243VX	RE16924	HS3901W	R47248	OS20553
AT15775T	HS3243VX	AR38852	HS3901W	R57505	OS20553
AT16570T	HS3243VX	RE524373	HS3903	R61670	OS20553
RE524320	HS3243VY	AR72344	HS3903	AR36073R	OS20553
AT17922	HS3243VY	AR72345	HS3903	M85T	OS20762
RE524322	HS3286VC	<b>HEAD GASKET</b>		T15025	OS20766
AT14672T	HS3286VC	R521448	1866	R98835	OS20767
AT14674T	HS3286VC	AM240T	1866	T15018T	OS20767
AT15773T	HS3286VC	R97356	3506	R119359	OS20841
AT15780T	HS3286VC	R59447	3506	RE524084	OS21580
AT15782T	HS3286VC	R520534	3849	AR30544	OS21580
AT16575T	HS3286VC	R41709	3849	AR30544R	OS21580
AT16577T	HS3286VC	R48291	3849	R27317R	OS21580
AT21152T	HS3286VC	R48291B	3849	R97344	OS21788
AT21153T	HS3286VC	R48291R	3849	R97342	OS32159
RE525002	HS3286VX	R114157	3901	R119360	OS32159
AT15781	HS3286VX	R59449	3901	R49515	OS32159
AT16576	HS3286VX	R125863	4874	T22720T	OS32159
RE524094	HS3292	R59448	4874	T24535	OS32159
AR36143R	HS3292	R80242	4874	<b>VALVE COVER GASKETS</b>	
AR45239	HS3292	R91878	4874	R75728	VS29696
AR53613	HS3292	R92425	4874	M3066T	VS37083
AR79920	HS3356W	R92425D	4874	M230T	VS37549
AT21626	HS3356W	R92425E	4874	T12618	VS38116
RE40428	HS3506	R97356	4875	T18584T	VS38116
AT21624	HS3506	R98460	4875	R49865	VS38120
AR79920	HS3506W	R52789	4875	R26745R	VS38120

# JOHN DEERE INTERCHANGE

John Deere No.	Clevite No.	John Deere No.	Clevite No.	John Deere No.	Clevite No.
R73521	VS38126	RE44574	SS62700	R90601	211-2638
T20075	VS38126	AR92893	SS62700	R83071	211-2649
T586T	VS39567	AT22965	SS62700	R72611	211-2649
T18585T	VS39567	<b>VALVE STEM SEAL</b>		R90602	211-3335
<b>TIMING COVER SEAL</b>		R27976	216-1163	R49566	211-3335
AR67942	46489	AT15246	VS-2	R98062	211-3346
AT13960	46489	<b>O-RING KITS</b>		R90692	211-4085
AT13960T	46489	AR40155	223-7136	R79623	211-4168
AT20702	46489	R26121R	223-7156	R79624	211-4169
AT20702T	46489	AR71618	223-7156	<b>VALVES GUIDES</b>	
AT21608	46489	AR71617	223-7163	A2467R	217-3644
T20042T	46489	AR65070	223-7163	AA4897R	217-3644
AR49025	47407	AT31609	223-7163	M40T	217-3858
AL2653T	62290	R48767	223-7163	M3036T	217-3859
AL2653	62290	R48637	223-7164	T556T	217-3860
AL26537	62290	R48638	223-7164	T15683	217-3896
AM2153T	62290	AR70645	223-7168	R28653	217-3897
AR608R	62290	AR73351	223-7182	R28654	217-3898
AT344T	46328SF	R66309	223-7182	R28654	217-4071
AR67942	SS46489	AR55951	223-7198	R53192	217-4072
AT21608	SS46489	AR65507	223-7199	B1927R	217-3600
AR49025	SS47407	F40233	223-7199	AB2859R	217-3600
AR31882	SS47407	AR98850	223-7202	<b>VALVES SPRINGS</b>	
AR44949	SS47407	<b>VALVES</b>		M102T	212-1096
<b>REAR MAIN SEAL</b>		A3618R	211-1153	R26110	212-1111
AT14199	46757	AA2333R	211-1153	R26125	212-1112
AT14199T	46757	AA4332	211-1153	T555T	212-1114
E17475	46757	AA4332R	211-1153	<b>VALVE KEEPERS</b>	
RE520036	46829	AB36183R	211-1153	T20077	216-5080
AR26438R	46829	T12356	211-1750	B367R	216-5080
AR49651	46829	T12357	211-1751	T167T	216-5081
AR587116	46829	M100T	211-1782	T20077	216-5144
AR58716	46829	AM675T	211-1782	R35431	216-5146
AR63095	46829	M101T	211-1783	B1797R	216-5233
RE22764	46829	AM676T	211-1783	<b>ROTATOR ASSEMBLY</b>	
R34705R	46829	R42420	211-1867	RE11410	216-2509
RE44574	48367	R26108	211-1867	AR41006	216-2509
R44574	62700	R26109	211-1868	<b>VALVE SEATS</b>	
AR92893	62700	R26123	211-1869	R43681	218-7463
AT22964	62700	R26124	211-1870	R43680	218-7729
AT22965	62700	T25466	211-1940	<b>CAMSHAFT</b>	
T25112	62700	T23477	211-1940	AR100384	229-2180
AT59184	63392	T25467	211-1943	AR100385	229-2180
AF2659R	63392	T20286	211-1943	AR100386	229-2180
ATY3499	63392	R44175	211-1983	AR69270	229-2180
AH82436	JV1627	R32035R	211-1983	AR74144	229-2180
RE520036	SS46829	R44174	211-1992	RE15727	229-2180
AR49650	SS46829	R32034R	211-1992	AR32731	229-2265
AR63095	SS46829	R50358	211-2484	AR32732	229-2265
RE14953	SS46829	R50357	211-2485	R82820	229-2407
RE17352	SS46829	R43883	211-2502	R82821	229-2408
RE22764	SS46829	R43679	211-2503	<b>CAM FOLLOWER</b>	
RE520036	SS48172	R63982	211-2625	T20073	213-1744
RE17352	SS48172	R75690	211-2626	R52773	213-1781
RE13310	SS48173	R63981	211-2626		
AR73024	SS48173	R43914	211-2636		

# JOHN DEERE INTERCHANGE

John Deere No.	Clevite No.	John Deere No.	Clevite No.	John Deere No.	Clevite No.
<b>CRANKSHAFT</b>		AF2226R(.020")	CB-644P20	AR49243(2),	MS-836P
RE46896	247-5056	AR45723	CB-669P	AR49242(1)	
RE48748	247-5057	AR46396	CB-669P2	AR49245(2),	MS-836P10
RE53422	247-5107	AR46395	CB-669P10	AR49238(1)	
RE65224	247-5108	AR46397	CB-669P20	AR49246(2),	MS-836P20
RE53422	247-5123	AR46398	CB-669P30	AR49239(1)	
RE63292	247-5137	<b>MAIN BEARING SETS</b>		AR49243(4),	MS-837P
RE46896	247-5144	RE27352	MS-1459AL	AR49242(1)	
RE48748	247-5154	RE27353	MS-1459AL10	AR49245(4),	MS-837P10
RE54883	247-5155	RE27360	MS-1459AL20	AR49238(1)	
RE54883	247-5156	RE27368	MS-1459AL30	AR49246(4),	MS-837P20
RE71439	247-5158	AR74814(2),	MS-1526P	AR49239(1)	
AR40485	247-5159	AR72998(1),		AR49243(3),	MS-838P
AR40485	247-5160	AR77747(3)		AR49242(1)	
AR26428	247-5161	AR74816(2),	MS-1526P10	AR49245(3),	MS-838P10
RE63293	247-5163	AR73272(1),		AR49238(1)	
RE63293	247-5164	AR77747(3)		AR49246(3),	MS-838P20
RE63293	247-5166	AR74817(2),	MS-1526P20	AR49239(1)	
AR92533	247-5167	AR73273(1),		AR74814(6),	MS-839P
RE504638	247-5213	AR77747(3)		AR49242(1)	
RE515785	247-5214	AR74814(4),	MS-1527P	AR74816(6),	MS-839P10
<b>ROD BOLTS</b>		AR72998(1),		AR49238(1)	
R66452	216-7129	AR77747(3)		AR74817(6),	MS-839P20
R66453	216-7130	AR74816(3),	MS-1527P10	AR49239(1)	
R74194	216-7131	AR49245(1),		AT21140(2),	MS-873AL
R74195	216-7132	R62986(3)		AT21139(1)	
R80033	216-7133	AR74817(3),	MS-1527P20	AT21110(2),	MS-873AL10
<b>CONNECTING ROD BEARINGS</b>		AR49246(1),		AT21132(1)	
AR53020	CB-1225AL	R62986(3)		AT21112(2),	MS-873AL20
AR57208	CB-1225AL10	AR74818(4),	MS-1527P30	AT21134(1)	
AR57209	CB-1225AL20	AR73274(1),		AT21114(2),	MS-873AL30
AR57210	CB-1225AL30	AR77747(3)		AT21136(1)	
AR97517	CB-1231AL	AR74814(3),	MS-1528P	AT21140(3),	MS-874AL
AR97653	CB-1231AL10	AR49243(1),		AT21139(1)	
AR97654	CB-1231AL20	R62986(3)		AT21110(3),	MS-874AL10
AR97655	CB-1231AL30	AR74816(3),	MS-1528P10	AT21132(1)	
AR73277	CB-1267P	AR49245(1),		AT21112(3),	MS-874AL20
AR73279	CB-1267P10	R62986(3)		AT21134(1)	
AR73280	CB-1267P20	AR74817(3),	MS-1528P20	AT21114(3),	MS-874AL30
AR73281	CB-1267P30	AR49246(1),		AT21136(1)	
AR101271	CB-1356P	R62986(3)		AT21140(5),	MS-875AL
AR104130	CB-1356P.25MM	AR74818(3),	MS-1528P30	AT21139(1)	
AR104131	CB-1356P.50MM	AR49247(1),		AT21110(5),	MS-875AL10
AM1783T	CB-436B	R62986(3)		AT21132(1)	
AM1783T(.010")	CB-436B10	AR74814(6),	MS-1529P	AT21112(5),	MS-875AL20
AM1783T(.020")	CB-436B20	AR72998(1),		AT21134(1)	
AM1783T(.030")	CB-436B30	AR77747(3)		AT21114(5),	MS-875AL30
AB4941R	CB-469P	AR74816(6),	MS-1529P10	AT21136(1)	
AT10123	CB-637P	AR73272(1),		<b>CAM BEARING SETS</b>	
AT21117	CB-637P10	AR77747(3)		T527T(1), T528T(2)	SH-500S
AT21119	CB-637P20	AR74817(6),	MS-1529P20	T527T(1), T528T(3)	SH-501S
AT10519	CB-637P30	AR73273(1),		R46903(4)	SH-785S
AA6810R, AA6810R	CB-643P	AR77747(3)		R46903(4)	SH-786S
AA6810R(.010")	CB-643P10	AR74818(6),	MS-1529P30	<b>CAM BEARINGS</b>	
AF2226R	CB-644P	AR73274(1),		R87561	SH-2011
AF2226R(.010")	CB-644P10	AR77747(3)			

# CHRYSLER INDUSTRIAL INTERCHANGE

Chrysler Ind. No.	Clevite No.	Chrysler Ind. No.	Clevite No.	Chrysler Ind. No.	Clevite No.
<b>PISTONS</b>		FPZ3019	D27094	2298973	CB-606G20
1947348	224-1397	WFZ3912	C24109	2298974	CB-606G30
<b>RINGS</b>		WFZ4118	C24109	2298985	CB-606G20
2448735	40276CP	WPZ3358	K27564	2298986	CB-606G30
3780001	40276CP	Z125	D27094		
4131212	40276CP	Z199	D27094		
2275440	40276CP.020	Z2093	K27564		
3780002	40276CP.020	Z2261	D27094		
4131213	40276CP.020	Z2262	D27094		
2275441	40276CP.040	Z342	D27094		
3780003	40276CP.040				
2775452	50276CP				
<b>ROD BUSHING</b>		<b>VALVES</b>			
1618701	223-3484	1947623	211-1700		
		1947624	211-1701		
		3671902	211-1701		
<b>FULL SETS</b>		3698590	211-1701		
Z1366	FS1162VE	4105979	211-1701		
<b>HEAD SET</b>		<b>VALVES SPRINGS</b>			
Z1368,3683827	HS1162VE	1557137	212-1071		
<b>HEAD GASKET</b>		1739534	212-1071		
E49930	1162VC	3751741	212-1071		
<b>PAN SETS</b>		<b>VALVE KEEPERS</b>			
Z2122	OS30920X	381875	216-5080		
<b>VALVE COVER GASKETS</b>		1614666	216-5177		
2899250	VS39745	<b>CAMSHAFT</b>			
VSZ2103	VS39745	2128644	229-1380		
VSZ2104	VS39745	2264105	229-1380		
<b>MANIFOLD GASKETS</b>		2465852	229-1380		
2084416	MS16030	2843563	229-1380		
3004663	MS16030	3512639	229-1380		
3683826	MS16030	3789544	229-1380		
3744831	MS16030	4104437	229-1380		
4094877	MS16030	<b>CAM FOLLOWER</b>			
4186180	MS16030	2203250	213-1675		
Z1772	MS16030	2468038	213-1675		
<b>TIMING COVER SEAL</b>		2469501	213-1675		
T3720	JV814	2843014	213-1675		
Z2129	JV814	4186155	213-1675		
<b>REAR MAIN SEAL</b>		<b>CONNECTING ROD BEARINGS</b>			
1821391	JV607	2084380	CB-606G		
1947558	JV607	2265039	CB-606G		
2084411	JV607	2421356	CB-606G		
2275365	JV607	2421365	CB-606G		
3549393	JV607	2465730	CB-606G		
3549394	JV607	3769385	CB-606G		
3577304	JV607	3879701	CB-606G		
4049266	JV607	19471269	CB-606G		
4240150	JV607	1947191	CB-606G1		
4293787	JV607	2084381	CB-606G1		
40492266	JV607	2402202	CB-606G1		
T3941	JV607	2421357	CB-606G1		
<b>MISC. GASKETS</b>		3769386	CB-606G1		
1947521	K27564	1947194	CB-606G10		
1947523	K27564	2084383	CB-606G10		
1947671	C24109	2402205	CB-606G10		
3577870	D27094	2421360	CB-606G10		
FPZ294	D27094	3769389	CB-606G10		

# DETROIT DIESEL INTERCHANGE

Detroit Diesel No.	Clevite No.	Detroit Diesel No.	Clevite No.	Detroit Diesel No.	Clevite No.
<b>SLEEVE ASSEMBLIES</b>		<b>RINGS</b>		5140660	46843
5102315	226-1220	5149224	S40653	5149744	46843
5194496	226-1220	5149225	S40653	5149745	46843
23505309	226-1220	5149230	S40653	5150846	46843
23505308#2	226-1220	5149255	S40653	5153560	46843
23505308#3	226-1220	5149257	S40653	5154791	46843
5196834	226-1478	5197177	S40653	5157518	46843
5198903	226-1478	5197933	S40653	5166226	46843
5149256	226-1633	5198440	S40653	5178989	46843
5149262	226-1633	5199329	S40653	5186870	46843
5149263	226-1633	5199806	S40653	5191931	46843
5196367	226-1633	5199880	S40653	5191932	46843
5197025	226-1633	23514970	S40653	5192434	46843
5197497	226-1633	5149942	S41154	5192922	46843
5197534	226-1633	5198902	S41154	5192923	46843
5197580	226-1633	5196833	S40232	5193113	46843
5197934	226-1633	5198822	S40232	5193114	46843
5198185	226-1633	5149225	SC80061	5193115	46843
5198465	226-1633	5193477	SC80061	5195738	46843
5199064	226-1633	5194960	SC80061	5195739	46843
5199504	226-1633	<b>ROD BUSHING</b>		5196373	46843
5199874	226-1633	5151350	223-3462	5196374	46843
23505306	226-1633	5157274	223-3462	5196709	46843
23505306#2	226-1633	5144843	223-3548	5196710	46843
23505306#3	226-1633	23501687	223-3548	5196711	46843
23505307#3	226-1633	5116181	223-3622	5198287	46843
<b>CYLINDER SLEEVES</b>		<b>FULL SETS</b>		5198622	46843
5149211	226-4220	23512676	FS12197H	5198944	46843
5171520	226-4220	<b>HEAD SET</b>		5198945	46843
5188868	226-4220	5193118	HS12197Y	5198946	46843
23504932	226-4220	5195739	HS12197Y	9156005	46843
23504931#1	226-4220	5195742	HS12197E	9208384	46843
23504932#2	226-4220	5195742	HS12197H	DX41985	46843
5132803	226-4415	5195742	HS12197Y	<b>VALVE STEM SEAL</b>	
5113953	226-4466	<b>CONVERSION SETS</b>		19420	VS-1
23502020	226-4466	5196374	CS12197H	8921209	VS-17
23502021	226-4466	5191932	CS12197Y	8925981	216-1136
23502020#1	226-4466	5193115	CS12197Y	5199527A	216-1136
23502021#2	226-4466	5195739	CS12197Y	<b>VALVES</b>	
<b>PISTON</b>		5198287	CS12197Y	5185327	211-1283
5102045	224-2469	5198945	CS12197Y	5186381	211-1283
5171524	224-2469	<b>PAN SETS</b>		5193197	211-1283
5189054	224-2469	5153256	OS20756	5193666	211-1283
5194656	224-2469	5150117	OS31977	5111336	211-2462
5102779	224-2485	<b>VALVE COVER GASKETS</b>		5114288	211-2462
5102780	224-2485	5143407	VS39845	5194968	211-2462
5108623	224-2485	5150329	VS39845	5195167	211-2462
5115191	224-2485	5104019	VS39864	8922516	211-2462
5138682	224-2485	5143407	VS39866	23500501	211-2462
5149234	224-2485	<b>MANIFOLD GASKETS</b>		<b>VALVES GUIDES</b>	
5149235	224-2485	5120223, 5120224	MS18628SX	5120930	217-3680
5196487	224-2485	<b>TIMING COVER SEAL</b>		5178590	217-3680
5197920	224-2485	5115454	47095	5111327	217-3832
5198467	224-2485	<b>REAR MAIN SEAL</b>		5119992	217-3832
5198839	224-2485	5114335	46843	5129919	217-3946
		5133852	46843		

# DETROIT DIESEL INTERCHANGE

Detroit Diesel No.	Clevite No.	Detroit Diesel No.	Clevite No.	Detroit Diesel No.	Clevite No.
<b>VALVES SPRINGS</b>					
5150289	212-1019				
5111339	212-1079				
5117561	212-1121				
5147347	212-1121				
<b>VALVE KEEPERS</b>					
5111337	216-5234				
5149771	216-5234				
<b>VALVE SEATS</b>					
5101101	218-7373				
5101102	218-7373				
5119898	218-7373				
2451160	218-7521				
5131096	218-7521				
<b>CAM FOLLOWER</b>					
8923814	214-1107				
<b>CRANKSHAFT</b>					
5107033	247-5015				
5107033(.010)	247-5111				
<b>CONNECTING ROD BEARINGS</b>					
5103763	CB-1265P				
5116187	CB-1265P				
5149454	CB-1265P10				
5149455	CB-1265P20				
5149456	CB-1265P30				
5150106	CB-1596P				
5150128	CB-1596P				
5151318	CB-1596P				
5151528	CB-1596P				
5192895	CB-1596P				
23511129	CB-1596P				
23511133	CB-1596P10				
23511135	CB-1596P20				
23511137	CB-1596P30				
5193741	CB-1596P40				
<b>MAIN BEARING SETS</b>					
5192874(7), 5159353(1)	MS-271P				
5192876(7), 5159353(1)	MS-271P10				
5192877(7), 5159353(1)	MS-271P20				
5192878(7), 5159353(1)	MS-271P30				
5193738(7), 5159353(1)	MS-271P40				
<b>MAIN BEARINGS</b>					
8924357	MB-1897P				
8924359	MB-1897P10				
8924360	MB-1897P20				
8924361	MB-1897P30				
<b>CAM BEARING SETS</b>					
5196011	SH-698S				
5198431	SH-698S				
<b>THRUST WASHER SETS</b>					
5111424	SH-477WS				
5154069	TW-411S				
5159353	TW-411S				
5116197	TW-412S				



# FEL-PRO INTERCHANGE

Fel-Pro No.	Clevite No.	Fel-Pro No.	Clevite No.	Fel-Pro No.	Clevite No.
<b>FULL SETS</b>		HS8027SB	HS3800	OS5976D	OS31977
CS7918	FS1162VE	HS8145PT1	HS3243VX	<b>VALVE COVER GASKETS</b>	
CS79181	FS1162VE	HS8145PT1	HS3243VY	VS12013	VS38116
CS79182	FS1162VE	HS8145SB1	HS3286VC	VS12680R	VS39745
CS79183	FS1162VE	HS8147SB	HS3238	VS13135	VS37549
FS7918PT2	FS1162VE	HS8322B	HS3356	VS13136	VS37083
FS7918PT4	FS1162VE	HS8322B1	HS3356W	VS13173R1	VS39693
FS7918SH2	FS1162VE	HS8400SB	HS3846	VS2195C	VS37970
KS2103	FS1162VE	HS8424SB	HS3849Z	VS4855	VS39567
FS8006PT4	FS1185E	HS8424SB1	HS3849Y	VS50012R	VS39694
FS8501PT3	FS1185E	HS8427B	HS3862	VS50185R	VS39720
FS8501PT4	FS1185E	HS8429SB	HS3850	VS50210R	VS39864
FS8501PT5	FS1185E	HS8603SB	HS3801	VS5978R	VS39845
FS77441	FS1699S	HS8603SB1	HS3801W	<b>MANIFOLD GASKETS</b>	
FS7744SBX	FS1699S	HS8604SB	HS3900	MS8942B	MS18628SX
FS7561CS	FS1735	HS8604SB1	HS3900X	MS8952S	MS18809
FS7513S	FS1738S	HS8613SB	HS3903	MS9610B1	MS16030
FS7906S	FS1739	HS8871SB	HS3887	MS9786	MS16033X
FS7692S1	FS1816	HS9160SB	HS3898	<b>TIMING COVER SEAL</b>	
FS7869B	FS1866X	HS9223B	HS3901W	14362	49379
FS7738B	FS3022	HS9223SB	HS3901	16202	A228
FS7739CS	FS3023	<b>HEAD GASKET</b>		N12458	62290
FS7741CS	FS3049	7513S	1738S	N22368	46489
FS7403CS	FS3126	7561CS	3159	TCS127691	JV814
FS7561CS	FS3159	7692S	1816	TCS13198	JV862
FS7463S	FS3167	7744SBX	1699S	TCS45264	JV925
FS8147SB	FS3238	7869B	1866	TCS45492	SS47407
FS8145SB	FS3243VX	7918PT1	1162VC	TCS45614	SS46489
FS8145PT1	FS3286VC	7937PT	3849	<b>REAR MAIN SEAL</b>	
FS8144SB1	FS3286VX	8322B	4875	14352	49822
FS7918PT3	FS3955	8501PT1	3829	14803	46843
<b>HEAD SETS</b>		<b>CONVERSION SETS</b>		15965	46829
HS12197S2	HS12197E	CS7406	CS3292	BS40013	JV1627
HS5195742	HS12197Y	CS75841S	CS12197Y	BS40240	JV607
HS7402S	HS3132	CS76036	CS12197H	BS40365	SS62700
HS7403CS	HS3126	CS8322	CS3800	BS40367	SS46829
HS7406CS	HS3292	CS8400	CS3846Y	BS40393	SS48173
HS7408S	HS3134	CS8424	CS3849Y	BS40426	62700
HS7463S	HS3167	CS8428	CS3850	<b>VALVE STEM SEAL</b>	
HS7513S	HS1738S	CS8613	CS3903	VS50245R	VS-1
HS7561CS	HS1735	CS8869	CS3901	VS50358R	VS-12
HS7561CS	HS3159	CS9160	CS3898	VS50273R	VS-13
HS7603S2	HS12197H	CS9223	CS3901X		
HS7692S	HS1816	<b>PAN SETS</b>			
HS7738B	HS3022	OS10200	OS20456		
HS7739CS	HS3023	OS12014	OS20766		
HS7744SBX	HS1699S	OS12015	OS20767		
HS7869B	HS1866	OS12705C1	OS30920X		
HS7918PT3	HS3955	OS30037A	OS21580		
HS7918PT4	HS1162VE	OS30071A	OS20553		
HS7936CS	HS3217VY	OS30126C1	OS30988X		
HS7936PT1	HS3217VX	OS30478C	OS21788		
HS7937CS	HS3214VC	OS30557A	OS20841		
HS7937CS1	HS3214VW	OS30559A	OS32159		
HS8006PT1	HS1185E	OS4863K	OS20978		
HS8027B1	HS3800W	OS53431	OS20762		

# FP DIESEL INTERCHANGE

FP Diesel No.	Clevite No.	FP Diesel No.	Clevite No.	FP Diesel No.	Clevite No.
<b>SLEEVE ASSEMBLIES</b>		FPR43679	211-2503	FPAR45723	CB-669P
FP23505306	226-1633	FPR43883	211-2502	FPAR46396	CB-669P10
FP23505309	226-1220	FPR43914	211-2636	FPAR46397	CB-669P20
FP5198903	226-1478	FPR44174	211-1992	FPAR46398	CB-669P30
FPCK63478350	226-1709	FPR44175	211-1983	FPRE27348	CB-759AL
FPFE40476	226-1719	FPR50357	211-2485	FPRE27349	CB-759AL10
FPRE23165	226-1858	FPR50358	211-2484	FPRE27358	CB-759AL20
FPRE60294	226-1902	FPR52251	211-1938	FPRE27364	CB-759AL30
<b>CYLINDER SLEEVES</b>		FPR63982	211-2625	<b>MAIN BEARINGS</b>	
FP23502020	226-4466	FPR75690	211-2626	FP5192874	MB-1276P
FP23504931	226-4220	FPR79623	211-4168	FP5192876	MB-1276P10
FP5132803	226-4415	FPR79624	211-4169	FP5192877	MB-1276P20
FPAR51902	226-4529	FPR83071	211-2649	FP5192878	MB-1276P30
FPR32050WS	226-4413	FPR90601	211-2638	FP5193738	MB-1276P40
FPR42366WS	226-4520	FPR90692	211-4085	<b>CAM BEARINGS</b>	
FPT32340WS	226-4528	FPR98062	211-3346	FP87561	SH-2011
<b>PISTONS</b>		PF5193666	211-1283		
FP5149234	224-2485	<b>VALVES SPRINGS</b>			
FP5189054	224-2469	FPR26125	212-1112		
FP5195931	224-3282	<b>VALVE KEEPERS</b>			
FPRE23172WP	224-3257	FP8925981	216-1136		
FPRE57512WP	224-3277	<b>CAM FOLLOWER</b>			
FPT23481	224-3013	FP8923814	214-1107		
<b>RINGS</b>		FPR52773	213-1781		
FP23514970	S40653	FPT20073	213-1744		
FP5193477	SC80061	<b>ROD BOLTS</b>			
FP5198902	S41154	FPR66452	216-7129		
FPAR41295	S40920	FPR66453	216-7130		
FPAR51741	S41140	FPR74194	216-7131		
FPAR53226	S41417	FPR74194	216-7132		
FPAR55630	S40938	FPR80033	216-7133		
FPAR55759	S41071	<b>CONNECTING ROD BEARINGS</b>			
FPAR65502	S41138	FP23511129	CB-1596P		
FPAR82355	S41400	FPAR53020	CB-1225AL		
FPAR87753	S41320	FPAR57208	CB-1225AL10		
FPRE48818	S41319	FPAR57209	CB-1225AL20		
FPRE57517	S41784	FPAR57210	CB-1225AL30		
FPRE66820	S41679	FPAR97517	CB-1231AL		
<b>ROD BUSHINGS</b>		FPAR97653	CB-1231AL10		
FPRE55647	223-3596	FPAR97654	CB-1231AL20		
<b>HEAD SETS</b>		FPAR97655	CB-1231AL30		
FP5195742	HS12197E	FP5149452	CB-1265P		
FP5195742	HS12197Y	FP5149454	CB-1265P10		
FPAR53032	HS3217VY	FP5149455	CB-1265P20		
FPAR53625	HS3214VW	FP5149456	CB-1265P30		
<b>VALVE COVER GASKETS</b>		FPAR73277	CB-1267P		
FP5143407	VS39845	FPAR73279	CB-1267P10		
<b>VALVE STEM SEAL</b>		FPAR73280	CB-1267P20		
FP8925981	216-1136	FPAR73281	CB-1267P30		
<b>O-RING KITS</b>		FPAR101271	CB-1356P		
FPAR98850	223-7202	FPAR104130	CB-1356P.25MM		
<b>VALVES</b>		FPAR104131	CB-1356P.50MM		
FP23500501	211-2462	FP23511129	CB-1596P		
FPR26123	211-1869	FP23511133	CB-1596P10		
FPR26124	211-1870	FP23511135	CB-1596P20		
		FP23511137	CB-1596P30		



# GENERAL MOTORS INTERCHANGE

GM No.	Clevite No.	GM No.	Clevite No.	GM No.	Clevite No.
<b>FULL SETS</b>		3701777	C24109		
389970	FS1185E	8132277	C24109		
9774684	FS1185E	10001008	C24109		
9781128	FS1185E	10112551	C24109		
<b>HEAD SETS</b>		3815848	K26572		
21027	HS1185E	412270	D27094		
21048	HS1185E	537354	D27094		
3792512	HS1185E	555692	D27094		
21048CS	HS1185E	574113	D27094		
<b>HEAD GASKET</b>		585466	D27094		
355754	3829	838263	D27094		
355755	3829	933937	D27094		
465893	3829	1125276	D27094		
1564876	3829	1192736	D27094		
1565701	3829	1199766	D27094		
3788416	3829	1289450	D27094		
3825562	3829	1319894	D27094		
3869196	3829	1453978	D27094		
3886109	3829	2401526	D27094		
3886129	3829	3705042	D27094		
3901016	3829	9776705	D27094		
3910375	3829	10114141	D27094		
<b>PAN SET</b>		<b>VALVE KEEPERS</b>			
16007	OS30988X	3947770	216-5118		
16607	OS30988X	<b>CONNECTING ROD BEARINGS</b>			
AH79320	OS30988X	3829081	CB-663P		
<b>VALVE COVER GASKETS</b>		3910555	CB-663P		
3873853	VS39693	5458614	CB-663P		
3930912	VS39693	12329747	CB-663P		
<b>MANIFOLD GASKETS</b>		12493712	CB-663P		
338115	MS16033X	12493714	CB-663P		
1564084	MS16033X	12508107	CB-663P		
3953746	MS16033X	12523924	CB-663P		
14092392	MS16033X	3829084	CB-663P10		
<b>TIMING COVER SEAL</b>		3910558	CB-663P10		
14022	JV862	3829085	CB-663P20		
1564055	JV862	3910559	CB-663P20		
<b>REAR MAIN SEAL</b>					
10121044	JV1627				
1473471	JV1627				
3746465	JV1627				
3767702	JV1627				
3921972	JV1627				
3946892	JV1627				
3958001	JV1627				
473421	JV1627				
473422	JV1627				
473424	JV1627				
<b>MISC. GASKETS</b>					
348931	C24109				
499876	C24109				
516111	C24109				
537712	C24109				
537713	C24109				
838341	C24109				
1550816	C24109				

# HASTINGS INTERCHANGE

Hastings No.	Clevite No.	Hastings No.	Clevite No.	Hastings No.	Clevite No.
	<b>RINGS</b>	2C7771	S70439		
2M687	40276CP	2C722	S7626		
PEM687	40276CP	2C722.045	S7626.045		
2M687.020	40276CP.020	2C7842	S7693		
2M687.030	40276CP.030	2C7842.045	S7693.045		
2M687.040	40276CP.040	2C7842.090	S7693.090		
2M687.060	40276CP.060	CT95152	SC80061		
687	50276CP				
PER687	50276CP				
687020	50276CP.020				
687030	50276CP.030				
687040	50276CP.040				
687060	50276CP.060				
2C5028	S40016				
2C7747	S40016				
2C5028.030	S40016.030				
2C5028.060	S40016.060				
2C7641	S40243				
2C7731	S40244				
2C7731.040	S40244.045				
2C7731.090	S40244.090				
2C7118	S40360				
CT97118	S40360				
2C7119	S40369				
2C7119.020	S40369.020				
2C7113	S40371				
2C7191	S40649				
2C7675.040	S40649.040				
CT95153	S40653				
2C7158	S40658				
2C7192	S40726				
2C7196	S40766				
2C7226	S40920				
2C7202	S40938				
2C7212	S41071				
2C6664	S41081				
2C6664.030	S41081.030				
2C7261	S41138				
2C7262	S41140				
2C7211	S41260				
2C5331	S41679				
2C7581	S4535				
2C7581.040	S4535.040				
2C5117	S4548				
2C5117.020	S4548.020				
2C5117.030	S4548.030				
2C5117.040	S4548.040				
2C467	S4701				
2C467.030	S4701.030				
2C467.060	S4701.060				
2C7654	S4972				
2C7654.040	S4972.040				
2C7733	S5667				
2C4965	S70438				
2C4965.045	S70438.045				
2C4965.090	S70438.090				

# HERCULES INTERCHANGE

Hercules No.	Clevite No.	Hercules No.	Clevite No.	Hercules No.	Clevite No.
<b>HEAD GASKET</b>					
46240C	1735				
47218C	1735				
47372C	1735				
49202C	1735				
47230D	3159				
48219D	3159				
48225D	3159				
<b>PAN SETS</b>					
46085D	OS20978				
<b>VALVE COVER GASKETS</b>					
41005B	VS37970				
<b>MANIFOLD GASKETS</b>					
40723B	MS18809				
43814B	MS18809				
45805B	MS18809				
<b>TIMING COVER SEAL</b>					
11087AS	49379				
11088A	49379				
11137A	49379				
11137AS	49379				
11783A	49379				
11784A	49379				
<b>REAR MAIN SEAL</b>					
202211	49822				
200340B	49822				
202211B	49822				
3543A	49822				
3543B	49822				
45383A	49822				
<b>VALVE SPRINGS</b>					
44021A	212-1057				
<b>VALVE KEEPERS</b>					
46011A	216-5123				
<b>CONNECTING ROD BEARINGS</b>					
43081B	CB-340P				
613561A	CB-340P				
613562A	CB-340P20				
61356SA	CB-340P40				
46192B	CB-341P				
46193B	CB-341P				
47092B	CB-341P				
47104B	CB-341P				

# SEALED POWER INTERCHANGE

Sealed Power No.	Clevite No.	Sealed Power No.	Clevite No.	Sealed Power No.	Clevite No.
<b>SLEEVE ASSEMBLIES</b>		SL14Y	226-8006	5835KX	S40369
SL1608H	226-1220	S5152	226-8010	W5835KX	S40369
SL1968H	226-1220	SL19Y	226-8010	5835KX20	S40369.020
SL2151H	226-1220	S4101	226-8056	5834KX	S40371
SL2075	226-1319	SL14M	226-8056	W5834KX	S40371
SL2084	226-1388	S4111	226-8057	5589KX	S40649
SL2279	226-1471	SL15M	226-8057	W5589KX	S40649
SL2192H	226-1478	S19M	226-8061	W9541KX	S40649
SL2482	226-1499	S4151	226-8061	5589KX40	S40649.040
SL2688	226-1523	<b>PISTONS</b>		19328KC	S40653
SL2689	226-1524	1941PX	224-1397	9239KX	S40653
SL2389	226-1525	244NP	224-1397	E328KC	S40653
SL2502	226-1526	8250P	224-1397	9259KX	S40658
SL2503	226-1527	L2125F	224-1397	W9259KX	S40658
SL2388	226-1540	LC244P	224-1397	5923KX	S40659
SL2518	226-1581	2279P	224-1680	W5923KX	S40659
SL2515	226-1583	2616PN	224-2024	9032KX	S40726
SL2516	226-1584	2480P	224-2025	5833KX	S40766
SL2582	226-1629	2479P	224-2026	W5833KX	S40766
SL2089H	226-1633	2582PN	224-2140	9658KX	S40920
SL2154H	226-1633	2640PN	224-2168	9348KX	S40938
SL2640	226-1657	2639PN	224-2169	W9348KX	S40938
SL2633	226-1665	2634PN	224-2186	9612KX	S41071
SL2639	226-1668	2674PN	224-2243	E819KC	S41071
SL2634	226-1669	2665PN	224-2245	9608KX	S41081
SL2665	226-1708	2716PN	224-2256	W9608KX	S41081
SL2665G	226-1709	C1452P	224-2469	W9608KX30	S41081.030
SL2674	226-1709	C1608P	224-2469	9656KX	S41138
SL2636	226-1713	C2089P	224-2485	9655KX	S41140
SL2716H	226-1716	2224P	224-3013	9240C	S41154
SL2416	226-1779	2416PN	224-3257	9790KX	S41260
SL2416A	226-1779	C2025P	224-3282	9984KX	S41319
SL2596A	226-1781	<b>RINGS</b>		9983KX	S41320
SL2520	226-1819	5637KX	40276CP	10140KX	S41400
SL2747	226-1827	E196K	40276CP	9659KX	S41417
SL2596A	226-1858	E196K20	40276CP.020	9792KX	S41679
<b>CYLINDER SLEEVES</b>		E196K30	40276CP.030	5444KX	S4535
SO2084	226-4184	E196K40	40276CP.040	5504KX	S4535
SL157MH	226-4220	E196K60	40276CP.060	W5444KX	S4535
SO2279	226-4411	19196X	50276CP	W5504KX	S4535
SO2243	226-4413	E196X	50276CP	5091KX	S4548
SO2191W	226-4415	E196X.020	50276CP.020	934KX	S4548
SO2378	226-4416	E196X.030	50276CP.030	W934KX	S4548
SO2520	226-4416	E196X.040	50276CP.040	W934KX20	S4548.020
SO2388	226-4446	E196X.060	50276CP.060	W934KX30	S4548.030
SL181MH	226-4466	645KX	S40016	W934KX40	S4548.040
SO2633	226-4472	W645KX	S40016	644KX	S4701
SO2639	226-4473	9240C	S40232	W644KX	S4701
SO2665	226-4480	5363KX	S40243	5362KX	S4972
SO2716H	226-4481	W5363KX	S40243	W5362KX	S4972
SO2747	226-4489	5079C	S40244	5362KX40	S4972.040
SO2481	226-4520	W7066	S40244	5080C	S5667
SO2124	226-4528	5832KX	S40360	T244	S5667
SO2389	226-4529	5858KX	S40360	T261	S5667
S5102	226-8006	W5832KX	S40360	W5080C	S5667
		W5858KX	S40360	WT244	S5667

# SEALED POWER INTERCHANGE

Sealed Power No.	Clevite No.	Sealed Power No.	Clevite No.	Sealed Power No.	Clevite No.
5079X	S70439	X3239	211-1701	VG5035	217-3182
W5079X	S70439	V1629	211-1750	VG1378	217-3600
5082KX	S7626	V4162	211-1750	51023T	217-3680
W5082KX	S7626	V1628	211-1751	VG463	217-3680
7075	S7693	V3922	211-1751	VG456	217-3697
5251C	SC80061	X4161	211-1751	51832T	217-3832
5336C	SC80061	V1485	211-1771	VG543	217-3832
	<b>ROD BUSHINGS</b>	X4163	211-1771	55001	217-3908
2409Y	223-3462	V1494	211-1782	VG855	217-3908
2599Y20	223-3520	V1493	211-1783	VG647	217-3946
3129YA20	223-3521	V4103	211-1783		<b>VALVES SPRINGS</b>
3129Y20	223-3522	V1634	211-1867	VS328	212-1019
21383	223-3539	X4056	211-1867	VS465	212-1057
3329Y20	223-3561	V1635	211-1868	VS510	212-1071
3129YB20	223-3590	V4057	211-1868	VS525	212-1079
2204Y	223-3591	V4100	211-1869	VS615	212-1079
3329YA20	223-3596	V1637	211-1870	VS576	212-1096
2619Y20	223-3622	V2112	211-1938	VS617	212-1111
	<b>FULL SETS</b>	V4059	211-1938	VS1611	212-1112
2601004	FS1162VE	V2123	211-1940	VS1430	212-1114
2601038	FS3955	V2111	211-1941	VS597	212-1114
	<b>TIMING COVER SEAL</b>	X4058	211-1941	VS1429	212-1121
N18553	46289	V4110	211-1943	VS740	212-1121
N18555	46289	V1955	211-1983	VS1611	212-1388
N28704	47095	V1956	211-1992		<b>VALVE KEEPERS</b>
	<b>REAR MAIN SEAL</b>	V1372	211-2462	RU80	216-5080
N37387	46757	V1401	211-2462	VK66	216-5080
N49920	46829	V1813	211-2462	RU81	216-5081
N46790	46843	X3216	211-2462	VK83	216-5081
N46800	46843	V2120	211-2484	RU144	216-5144
N46920	49822	V2110	211-2485	VK138R	216-5144
N46935	49822	V2099X	211-2502	VK138R	216-5145
N47383	62700	V2098	211-2503	RU146	216-5146
N39923	63392	V2131	211-2625	VK140	216-5146
N39961	63392	V2132	211-2626	VK172	216-5146
2601508M	JV1627	V2534X	211-2626	RU117	216-5117
2601509M	JV1627	V2121	211-2636	RU117H	216-5117
	<b>VALVE STEM SEAL</b>	V2127	211-2638	RU165	216-5117
ST2023	VS-1	V2301X	211-2649	VK115	216-5117
ST2004	VS-12	V2128	211-3335	VK115R	216-5118
ST2011	VS-22	V2536	211-3346	RU1213	216-5123
ST2014	VS-32	V3950	211-3346	VK123	216-5123
	<b>VALVES</b>	V2535	211-4085	RU177	216-5177
V1706	211-1153		<b>VALVES GUIDES</b>	V1981K	216-5177
V1262	211-1283	VG575	217-3644	VK174	216-5177
V1570	211-1283	VG570	217-3858	RU142	216-5233
X1628	211-1283	VG571	217-3859	VK136	216-5233
V1676X	211-1519	VG576	217-3860	RU144	216-5234
V818	211-1519	VG605	217-3896	VK144	216-5234
X1015	211-1519	5961	217-3897		<b>ROTATOR ASSEMBLY</b>
X1229S	211-1519	VG606	217-3897	RC147	216-2509
V1434	211-1700	51174	217-3898		<b>VALVE SEATS</b>
V3238AL	211-1700	VG607	217-3898	24516251N	218-4507
V2274	211-1701	VG787	217-4072	2457000	218-7373
V3931	211-1701	VG841	217-4072	24514373	218-7439
V4093	211-1701	55021	217-3182	C6101C	218-7439

# SEALED POWER INTERCHANGE

Sealed Power No.	Clevite No.	Sealed Power No.	Clevite No.	Sealed Power No.	Clevite No.
24515006	218-7445	3670APA30	CB-1231AL30	5112M10	MS-1527P10
24515001	218-7463	2610CPA	CB-1265P	5112M20	MS-1527P20
C6113	218-7463	3850AP	CB-1267P	5112M30	MS-1527P30
CA113	218-7463	3850AP10	CB-1267P10	5113M	MS-1528P
24516256	218-7481	3850AP20	CB-1267P20	5114M	MS-1529P
C6103G	218-7481	3850AP30	CB-1267P30	5114M10	MS-1529P10
24515624	218-7497	3835CP	CB-1356P	5114M20	MS-1529P20
C6106G	218-7497	3835CP.25mm	CB-1356P.25MM	5114M30	MS-1529P30
2451160	218-7521	3835CP.50mm	CB-1356P.50MM	5124M	MS-1624P
24516251	218-7535	1085CPA	CB-1596P	5124M.25mm	MS-1624P.25mm
C6105	218-7535	1420CP	CB-340P	4003M	MS-319P
C6105R	218-7535	9620CPA	CB-341P	4003M10	MS-319P10
CA105	218-7535	2210SB	CB-436B	4003M20	MS-319P20
24516875	218-7543	2210SB10	CB-436B10	4092M	MS-517P
A7138	218-7543	2210SB20	CB-436B20	4092M10	MS-517P10
C6138	218-7543	2210SB30	CB-436B30	4092M20	MS-517P20
24516781	218-7577	1910CP	CB-468P	4092M30	MS-517P30
24516780E1	218-7577	1910CP20	CB-468P20	4124MA	MS-617P
CA1071X	218-7577	2180CP	CB-469P	4124MA10	MS-617P10
24516873	218-7581	2375CP	CB-606G	4124MA20	MS-617P20
24517504	218-7587	2595AP	CB-637P	4124MA30	MS-617P30
A7108G	218-7587	2595AP10	CB-637P10	4124MA40	MS-617P40
24518127	218-7595	2595AP20	CB-637P20	4407M	MS-836P
C6135A	218-7595	2595AP30	CB-637P30	4407M10	MS-836P10
24517502	218-7617	2740CP	CB-644P	4407M20	MS-836P20
24517501	218-7619	2740CP10	CB-644P10	4408M	MS-837P
C6112G	218-7619	2740CP20	CB-644P20	4408M10	MS-837P10
24518125	218-7623	2555CP	CB-663P	4408M20	MS-837P20
A7136	218-7623	2555CP10	CB-663P10	4409M	MS-838P
C6136A	218-7623	2555CP20	CB-663P20	4409M10	MS-838P10
24518129	218-7627	2555CP30	CB-663P30	4409M20	MS-838P20
24518759	218-7631	2555CP40	CB-663P40	4410M	MS-839P
C6115	218-7631	3125CP	CB-669P	4410M10	MS-839P10
	<b>CAM SHAFT</b>	3125CP10	CB-669P10	4410M20	MS-839P20
CS380	229-1380	3125CP2	CB-669P2	4669M	MS-873AL
CS856	229-2180	3125CP20	CB-669P20	4669M10	MS-873AL10
	<b>CAM FOLLOWER</b>	3125CP30	CB-669P30	4669M20	MS-873AL20
AT2084	213-1675	3325APA	CB-759AL	4669M30	MS-873AL30
RHT786	213-1675	3325APA10	CB-759AL10	4670M	MS-874AL
RMT873	213-1675	3325APA20	CB-759AL20	4670M10	MS-874AL10
RMT873A	213-1675	3325APA30	CB-759AL30	4670M20	MS-874AL20
RMT873B	213-1675	3605SB	CB-995M		<b>MAIN BEARINGS</b>
RMT937	213-1675	3605SB10	CB-995M10	1086CP	MB-1276P
AT953	213-1744	3605SB20	CB-995M20	1086CP10	MB-1276P10
MR5196843	214-1104		<b>MAIN BEARING SETS</b>	1086CP20	MB-1276P20
MR5117565	214-1105	6303CP	MB-1897P	1086CP30	MB-1276P30
MR8923814	214-1107	5070M	MS-1419AL	1086CP40	MB-1276P40
	<b>CONNECTING ROD BEARINGS</b>	5070M10	MS-1419AL10	2611CPA	MB-1897P
3695RA	CB-1214AL	5070M20	MS-1419AL20		<b>CAM BEARING SETS</b>
3410CP	CB-1225AL	5070M30	MS-1419AL30	1473M	SH-1115S
3410CP10	CB-1225AL10	4983M	MS-1459AL	1090M	SH-198S
3410CP20	CB-1225AL20	4983M10	MS-1459AL10	1142M	SH-322S
3410CP30	CB-1225AL30	4983M20	MS-1459AL20	1203M	SH-399S
3670APA	CB-1231AL	4983M30	MS-1459AL30	1251M	SH-500S
3670APA10	CB-1231AL10	5111M	MS-1526P	1475M	SH-531S
3670APA20	CB-1231AL20	5112M	MS-1527P	1557M	SH-718S

# SEALED POWER INTERCHANGE

Sealed Power No.	Clevite No.	Sealed Power No.	Clevite No.	Sealed Power No.	Clevite No.
1260M	SH-785S				
1259M	SH-786S				
1454M	SH-874S				
	<b>CAM BEARING</b>				
1087DR	SH-468				
1088DR	SH-525				
	<b>THRUST WASHER SETS</b>				
1086AF	TW-411S				
1086WA	SH-477WS				

# WISCONSIN INTERCHANGE

Wisconsin No.	Clevite No.	Wisconsin No.	Clevite No.	Wisconsin No.	Clevite No.
<b>RINGS</b>					
DR15D	S4548				
DR15D20	S4548.020				
DR15D30	S4548.030				
DR15D40	S4548.040				
<b>HEAD SET</b>					
Q27	HS1816				
<b>HEAD GASKET</b>					
QD631	1816				
<b>VALVES</b>					
AE76D	211-1519				
AE76E	211-1519				
AE76N	211-1519				
<b>VALVE GUIDES</b>					
AD42	217-3908				
<b>CONNECTING ROD BEARINGS</b>					
HA135	CB-995M				